



Ordinary Council Meeting

Minutes

28 March 2023

BELMONT
CITY OF OPPORTUNITY



CITY OF BELMONT

Ordinary Council Meeting

Minutes

Table of Contents

28 March 2023

Item	Subject Heading	Page
1	Official Opening	7
2	Apologies and leave of absence	7
3	Declarations of interest that might cause a conflict	7
3.1	Financial Interests	7
3.2	Disclosure of interest that may affect impartiality	8
4	Announcements by the Presiding Member (without discussion) and declarations by Members	8
4.1	Announcements.....	8
4.2	Disclaimer.....	8
4.3	Declarations by Members who have not given due consideration to all matters contained in the business papers presently before the meeting	8
5	Public question time	9
5.1	Responses to questions taken on notice.....	9
5.1.1	Ms L Hollands on behalf of Belmont Resident and Ratepayer Action Group (BRRAG)	9
5.1.2	Ms L Hollands, Redcliffe.....	10
5.1.3	Mr M Cardozo, Redcliffe.....	11
5.1.4	Mr P Hitt, Belmont	17
5.2	Questions from members of the public.....	17
5.2.1	Ms L Hollands on behalf of Belmont Resident and Ratepayer Action Group (BRRAG), Redcliffe	17
5.2.2	Ms L Hollands, Redcliffe.....	18
5.2.3	Mr M Cardozo, Redcliffe.....	19

5.2.4	Mr L Rosolin, Belmont	19
5.2.5	Ms L Taylor, Kewdale	20
5.2.6	Mr R Francis, Belmont.....	20
5.2.7	Ms C Hayes, Belmont.....	21
5.2.8	Ms E Zurzolo, Cloverdale	21
5.2.9	Ms K Scott, Belmont	21
5.2.10	Ms E Ransome, Belmont.....	22
5.2.11	Ms D Ransome, Belmont.....	22
5.2.12	Ms J Gee, Cloverdale	23
6	Confirmation of Minutes/receipt of Matrix	24
6.1	Special Council Meeting held 8 February 2023.....	24
6.2	Ordinary Council Meeting held 28 February 2023.....	24
6.3	Special Council Meeting held 1 March 2023	24
6.4	Matrix for the Agenda Briefing Forum held 21 March 2023.....	25
7	Questions by Members on which due notice has been given (without discussion)	25
8	Questions by members without notice	25
8.1	Responses to questions taken on notice.....	25
8.2	Questions by members without notice.....	25
8.2.1	Cr Carter.....	25
9	New business of an urgent nature approved by the person presiding or by decision.....	26
10	Business adjourned from a previous meeting	26
11	Reports of committees	26
11.1	Executive Committee held 13 February 2023 (circulated under separate cover)	26
11.2	Standing Committee (Audit and Risk) held 27 February 2023 (circulated under separate cover).....	27
12	Reports of administration.....	27
12.1	Submission on Proposed Metropolitan Region Scheme Amendment 1399/57 - Lots 185-196 Hay Road, Ascot.....	27
12.2	Faulkner Civic Precinct - Ornamental Lakes Project Business Case	78
12.3	Tender 14/2022 - Supply, Installation and Maintenance of Bores and Pumps....	90
12.4	Internal Audit Report.....	95

12.5	Appointment of Western Australian Electoral Commission to Conduct City of Belmont Elections by Postal Vote Method.....	102
12.6	2022-2023 March Budget Review	110
12.7	Request for Rate Exemption - WA Squash - 146 Robinson Avenue, Belmont	168
12.8	Statutory Compliance Audit Return 2022	176
12.9	Council Policy - Complaints Management.....	195
12.10	Accounts for Payment - February 2023.....	212
12.11	Monthly Activity Statement for February 2023.....	222
13	Reports by the Chief Executive Officer	236
13.1	Request for leave of absence.....	236
13.2	Notice of motion.....	236
14	Matters for which the meeting may be closed.....	236
14.1	Staff Matter - Chief Executive Officer Interim Review 2022-2023	236
15	Closure	236

Attachments Index

Attachment 5.1.3.1 – Item 5.1.3 refers
Attachment 12.1.1 – Item 12.1 refers
Attachment 12.1.2 – Item 12.1 refers
Attachment 12.2.1 – Item 12.2 refers
Attachment 12.5.1 – Item 12.5 refers
Attachment 12.6.1 – Item 12.6 refers
Attachment 12.6.2 – Item 12.6 refers
Attachment 12.6.3 – Item 12.6 refers
Attachment 12.8.1 – Item 12.8 refers
Attachment 12.9.2 – Item 12.9 refers
Attachment 12.9.3 – Item 12.9 refers
Attachment 12.10.1 – Item 12.10 refers
Attachment 12.11.1 – Item 12.11 refers

Confidential Attachments Index

Confidential Attachment 12.2.1– Item 12.2 refers
Confidential Attachment 12.3.1– Item 12.3 refers
Confidential Attachment 12.3.2– Item 12.3 refers
Confidential Attachment 12.4.1– Item 12.4 refers
Confidential Attachment 12.4.2– Item 12.4 refers
Confidential Attachment 12.9.1– Item 12.9 refers
Confidential Attachment 14.1.1 - Item 14.1 refers

Minutes of the Ordinary Council Meeting held in the Council Chamber of the City of Belmont Civic Centre, 215 Wright Street, Cloverdale on Tuesday 28 March 2023 commencing at 7.03pm.

Minutes

Present

Cr P Marks, Mayor (Presiding Member)	East Ward
Cr R Rossi, JP (Deputy Mayor)	West Ward
Cr B Ryan	East Ward
Cr N Carter	South Ward
Cr J Davis	South Ward
Cr S Wolff	South Ward
Cr D Sessions	West Ward

In attendance

Mr J Christie	Chief Executive Officer
Mr S Downing	Director Corporate and Governance
Ms J Gillan	Director Development and Communities
Ms M Reid	Director Infrastructure Services
Ms C Bridges (arr. 8.04pm)	Manager People and Culture
Ms A Bird	Manager Governance, Strategy and Risk
Ms S Jessop	Manager Finance
Ms M Lymon	Governance and Compliance Adviser
Ms L Chaplyn	Coordinator Media and Communications
Ms M Phillips	Governance Officer

Members of the gallery

There were 21 members of the public in the gallery and no press representatives.

I Official Opening

7.03pm The Presiding Member welcomed all those in attendance and declared the meeting open.

The Presiding Member read aloud the Acknowledgement of Country.

Acknowledgement of Country

Before I begin, I would like to acknowledge the Whadjuk Noongar people as the Traditional Owners of this land and pay my respects to Elders past, present and emerging.

I further acknowledge their cultural heritage, beliefs, connection and relationship with this land which continues today.

The Presiding Member invited Cr Rossi to read aloud the Affirmation of Civic Duty and Responsibility on behalf of Councillors and Officers. Cr Rossi read aloud the affirmation.

Affirmation of Civic Duty and Responsibility

I make this affirmation in good faith and declare that I will duly, faithfully, honestly, and with integrity fulfil the duties of my office for all the people in the City of Belmont according to the best of my judgement and ability.

I will observe the City's Code of Conduct and Standing Orders to ensure efficient, effective and orderly decision making within this forum.

2 Apologies and leave of absence

Cr G Sekulla (leave of absence)	West Ward
Cr M Bass (apology)	East Ward

3 Declarations of interest that might cause a conflict

3.1 Financial Interests

Nil.

3.2 Disclosure of interest that may affect impartiality

Name	Item No and Title	Nature of Interest (and extent, where appropriate)
Mr J Christie	14.1 - Staff Matter- Chief Executive Officer Interim Review 2022-2023	Relates directly to the performance of the Chief Executive Officer.

4 Announcements by the Presiding Member (without discussion) and declarations by Members

4.1 Announcements

Nil.

4.2 Disclaimer

7.05pm The Presiding Member drew the public gallery's attention to the Disclaimer.

The Presiding Member advised the following:

'I wish to draw attention to the Disclaimer Notice contained within the Agenda document and advise members of the public that any decisions made at the meeting tonight can be revoked, pursuant to the Local Government Act 1995.

Therefore members of the public should not rely on any decisions until formal notification in writing by Council has been received.'

4.3 Declarations by Members who have not given due consideration to all matters contained in the business papers presently before the meeting

Nil.

5 Public question time

5.1 Responses to questions taken on notice

5.1.1 Ms L Hollands on behalf of Belmont Resident and Ratepayer Action Group (BRRAG)

The following questions were taken on notice at the 28 February 2023 Ordinary Council Meeting. Ms Hollands was provided with a response on 17 March 2023. The response from the City is recorded accordingly:

1. Within the February 2023 issue of the Belmont Bulletin, it states over 3,500 trees have been planted so far, this financial year. This includes 2,000 planted on verges and parks, can I please have a breakdown of how many of the 2,000 trees were planted on verges and how many in parks?

Response

The breakdown of trees planted in verges and parks as reflected in the February 2023 Belmont Bulletin is as follows:

- **Verges: 280 x 35L pots.**
- **Parks: 1720 x assorted size pots.**

The verge planting numbers for the current planting season May-July 2023 is 800 x 35L pots.

2. Will the City consider changing the policy for verge trees and not making it a choice for residents and instead plant trees on all appropriate verges owned by the City?

Response

As part of the 2024 review of the City's Urban Forest Strategy (UFS), a review of the City's Street Tree Planting Programme will also be undertaken. Resident choice of trees can be considered as part of the UFS Review engagement period.

5. When will the City of Belmont take the concerns of residents more seriously when dealing with holiday homes or short-term rentals and put in place a policy that gives rights to the residents that would be affected before an application would need to come to State Administration Tribunal in the first place?

Response

The issue of regulating short-stay accommodation is not unique to the City of Belmont and it is unjust to suggest that the City does not take the concerns of residents seriously. In February 2022, Council endorsed a submission to the Department of Planning, Lands and Heritage on draft measures to guide and manage

short-term rental uses. While the outcome of the Department's work is not yet known, recent media articles suggest that this is becoming a priority matter (Inside fight to fix Aussie rental crisis as Perth hits 42-year low in availability and Airbnb deflects blame, 26 February 2023, news.com.au; WA Premier Mark McGowan flags more Airbnb regulations, 12 March 2023, perthnow.com.au). The WA Premier has flagged upcoming changes, but expressed that it may not be appropriate to ban short-stay rental accommodation services.

Development applications for short-stay accommodation have to be dealt with in the meantime, and the City has a quasi-judicial role in determining these applications. This means that the decision to approve or refuse an application must be based on the planning merits of the proposal. The City is obliged to make the decision in accordance with the planning framework regardless of whether the proposal is popular or not. In anticipation of upcoming changes to the planning framework for short-stay accommodation, the City's practice is to issue a one-year limited approval timeframe in accordance with guidelines from the Department of Planning, Lands and Heritage.

5.1.2 Ms L Hollands, Redcliffe

The following questions were taken on notice at the 28 February 2023 Ordinary Council Meeting. Mr Hollands was provided with a response on 16 March 2023. The response from the City is recorded accordingly:

1. In regard to Freedom of Information, how many internal reviews in the last three years have found that the original decision was wrong and it was overturned?

Response

All internal reviews completed in the past three years have supported the original FOI determination.

2. What statutory authority allows residents to be penalised for unreasonable complaints conduct by officers as per the complaints management policy in item 12.7?

Response

Section 5.41 of the *Local Government Act 1995* lists the functions of the CEO, which includes the following;

- (d) manage the day to day operations of the local government
- (i) perform any other function specified or delegated by the local government or imposed under this Act or any other written law as function to be performed by the CEO.

Any restrictive measures determined for unreasonable customer conduct would be permissible under s5.41(d) of the Act.

The CEO is also obligated under the *Work Health and Safety Act 2020 (WA)* to provide and ensure a safe workplace for employees and others including Councillors. Therefore, any restrictive measures required are permissible as per s5.41(i) of the *Local Government Act 1995* in order to comply with the *Work Health and Safety Act 2020 (WA)*.

3. The policy allows for three external review paths, WA Ombudsman, the Department and Public Sector Commissioner. None of these agencies would be able to handle anything to do with the penalties. What department, agency or court will residents be able to go to if this is implemented?

Response

The external agencies may consider restrictive measures as part of its processes. Any feedback or recommendations provided by these agencies will be assessed and considered by the City. The governing Act for the WA Ombudsman provides for escalation via Parliament and relevant Minister, with similar actions available to the Public Sector Commissioner.

It should be noted that the Public Sector Commission deals with allegations of minor misconduct by public officers under the Corruption, Crime and Misconduct Act 2003. Minor misconduct includes behaviour that is not honest or impartial.

4. The original complaint can be dealt with by those agencies, however the penalising of the resident won't be able to, where does it go?

Response

Answered above.

5.1.3 Mr M Cardozo, Redcliffe

The following questions were taken on notice at the 28 February 2023 Ordinary Council Meeting. Mr Cardozo was provided with a response on 17 March 2023. The response from the City is recorded accordingly:

1. What are the average daily traffic count figures for Stanton Road, Lyall Street and Moreing Street for the time periods between 2018 and December 2022?

Response

Refer Attachment 5.1.3.1.

2. What is the decision-making matrix and weighting that decides the implementation of traffic calming devices?

Response

There is no specific weighting matrix used to determine the implementation of Local Area Traffic Management (LATM) measures.

The City assesses the merits of traffic calming devices based on various parameters including: character and function of the street, traffic volumes and speeds, street form and potential for upgrades, lighting, access to an emergency facility, traffic generators and non-residential users, bus and bicycle use, crash data, planning precinct scheme considerations, and local community support.

The City also utilises the Main Roads WA crash map tool to justify the application for LATM measures for pre-qualified state or federal funding.

3. Has the City previously employed semi-permanent traffic calming measures and if so, where and for what purpose?

Response

Yes, semi-permanent measures have been installed in the past e.g. rubber speed cushions on Belmont Avenue between Kew St and Keane St, as part of an anti-hoon program.

4. Can the City list and describe permanent traffic calming measures and devices currently deployed with the City?

Response

Traffic calming measures can include:

- **slow points**
- **raised plateaus both mid-block and at intersections**
- **central median island treatments**
- **kerb side blister extensions**
- **pre deflection islands (typically on approaches to roundabouts and sometimes intersections)**
- **mini- roundabouts**

Verge or side plantings can also be associated with these treatments for a visual, peripheral influence and can form an entrance statement to a precinct.

5. What is the current approximate cost of one row of traffic calming devices, similar to the compound ones on Belmont Avenue bus route, between Keane Street and Scott Street, Cloverdale? How does this compare with the raised bitumen options like Moreing Street?

Response

Depending on road conditions and infrastructure in the area, the cost of traffic calming can vary significantly and is assessed on a case by case basis. Based on an unconstrained road environment, rubber speed cushions can be upwards of \$15,000 which typically includes basic lighting upgrades of around \$7,000.

For comparison purposes, raised bitumen plateau treatments (within a comparable road environment) can be upwards of \$30,000, again inclusive of basic lighting upgrades.

The cost of traffic calming devices can increase significantly where there are constraints present, for example utility infrastructure (or lack of), proximity to residences etc.

7. On Stanton Road, has the City considered raised pedestrian crossings at the already established crossing points?

Response

The two existing crossing locations on Stanton Road are in the vicinity of St Maria Goretti school. The City will review the relative merits of raising the crossings at these locations.

Traffic Count Data: Stanton Road, Lyall Street and Moreing Street: 2018 until 2022

2018

<u>ROAD</u>	<u>LOCATION</u>	<u>DATE OUT</u>	<u>AWT</u>	<u>85TH PERCENTILE</u>	<u>% COMM VEHICLE</u>
Moreing St	O'Neile Pd to Victoria	18/06/2018	1030	55.26	6
Moreing St	Victoria to Smiths	18/06/2018	943	58.5	3.8
Stanton Rd	Tonkin Hwy to Kanowna Ave	5/11/2018	9345	57.87	4.1
Stanton Rd	Morrison St to Lyall St	5/11/2018	9356	53.82	3.1
Lyall St	Drummond St to Stanton Rd	5/11/2018	1232	40.68	3.5
Lyall St	Victoria St to Smiths Ave	5/11/2018	1219	54.54	4
Lyall St	Great Eastern Hwy to Miller Ave	5/11/2018	1559	50.13	3.4
Moreing St	Great Eastern Hwy to Miller Ave	5/11/2018	1126	55.17	5.8
Moreing St	Victoria St to Smiths Ave	5/11/2018	1207	59.49	3.6
Moreing St	Smiths Ave to Stanton Rd	5/11/2018	1068	55.48	3.2
Stanton Rd	Moreing St to Epsom Ave	5/11/2018	8637	47.79	3.8
Stanton Rd	Lyall St to Manuel Cr	5/11/2018	9203	55.53	4

2019

<u>ROAD</u>	<u>LOCATION</u>	<u>DATE OUT</u>	<u>AWT</u>	<u>85TH PERCENTILE</u>	<u>% COMM VEHICLE</u>
Stanton Rd	Tonkin Hwy to Kanowna Ave	25/10/2019	10413	56(48.6 school)	3.11%
Stanton Rd	Morrison St to Lyall St	25/10/2019	10304	52(44.1 school)	5.76%
Lyall St	Drummond St to Stanton Rd	25/10/2019	1178	40.7	5.33%
Lyall St	Victoria St to Smiths Ave	25/10/2019	1145	53.8	4.91%
Lyall St	Great Eastern Hwy to Miller Ave	25/10/2019	1498	43.6	4.33%
Moreing St	Great Eastern Hwy to Miller Ave	25/10/2019	1302	55.3	4.18%
Moreing St	Victoria St to Smiths Ave	25/10/2019	1393	57.6	3.37%
Moreing St	Smiths Ave to Stanton Rd	25/10/2019	1289	55.6	2.23%
Stanton Rd	Moreing St to Epsom Ave	25/10/2019	9319	46.6	4.03%
Stanton Rd	Lyall St to Manuel Cr	25/10/2019	10163	53.8	3.74%

Attachment 5.1.3.1 Traffic Count Data 2018 to 2022 for Stanton Road Lyall Street and Moreing Street

2020

ROAD	LOCATION	DATE OUT	AWT	85 TH PERCENTILE	%COMM VEHICLE
Stanton Rd	Tonkin Hwy to Kanowna Ave	28/10/2020	8271	56(49.69 school)	7.68%
Stanton Rd	Morrison St to Lyall St	28/10/2020	8170	53.1(44.2)	5.18%
Lyall St	Drummond St to Stanton Rd	28/10/2020	1085	41	5.13%
Lyall St	Victoria St to Smiths Ave	28/10/2020	1092	53.3	4.97%
Lyall St	Great Eastern Hwy to Miller Ave	28/10/2020	1470	43.9	5.18%
Moreing St	Great Eastern Hwy to Miller Ave	28/10/2020	869	54.5	5.91%
Moreing St	Victoria St to Smiths Ave	28/10/2020	708	56.7	6.69%
Moreing St	Smiths Ave to Stanton Rd	28/10/2020	821	57.1	5.79%
Stanton Rd	Moreing St to Epsom Ave	28/10/2020	5637	49	5.83%
Stanton Rd	Lyall St to Manuel Cr	28/10/2020	8131	53.3	4.43%
Moreing St	Great Eastern HWY to Matheson Road	20/10/2020	558	52.9	10.57%
Moreing St	Great Eastern HWY to Matheson Road	22/12/2020	561	54.9	14.25%

2021

ROAD	LOCATION	DATE OUT	AWT	85 TH PERCENTILE	%COMM VEHICLE
Stanton Rd	Tonkin Hwy to Kanowna Ave	26/11/2021	11112	56.2(49.7 school)	4.65%
Stanton Rd	Morrison St to Lyall St	26/11/2021	10989	49.2(43.3 school)	5.96%
Lyall St	Drummond St to Stanton Rd	26/11/2021	1913	40.9	4.89%
Lyall St	Victoria St to Smiths Ave	26/11/2021	1871	54.7	6.09%
Lyall St	Great Eastern Hwy to Miller Ave	26/11/2021	2196	43.9	8.53%
Moreing St	Great Eastern Hwy to Miller Ave	26/11/2021	462	41.4	7.96%
Moreing St	Victoria St to Smiths Ave	26/11/2021	398	40	5.23%
Moreing St	Smiths Ave to Stanton Rd	26/11/2021	365	38.7	5.04%
Stanton Rd	Moreing St to Epsom Ave	26/11/2021	10214	49	5.65%
Stanton Rd	Lyall St to Manuel Cr	26/11/2021	10299	54.7	6.18%

Attachment 5.1.3.1 Traffic Count Data 2018 to 2022 for Stanton Road Lyall Street and Moreing Street

2022

<u>ROAD</u>	<u>LOCATION</u>	<u>DATE OUT</u>	<u>AWT</u>	<u>85TH PERCENTILE</u>	<u>% COMM VEHICLE</u>
Stanton Rd	Tonkin Hwy to Kanowna Ave	10/12/2022	12849	51.1	5.81%
Stanton Rd	Morrison St to Lyall St	10/12/2022	12387	48.8	8.03%
Lyall St	Drummond St to Stanton Rd	10/12/2022	2473	40.5	5.61%
Lyall St	Victoria St to Smiths Ave	10/12/2022	2418	53.5	4.76%
Lyall St	Great Eastern Hwy to Miller Ave	10/12/2022	2793	42.3	8.07%
Moreing St	Great Eastern Hwy to Miller Ave	10/12/2022	473	40.7	9.13%
Moreing St	Victoria St to Smiths Ave	10/12/2022	338	40.5	8.44%
Moreing St	Smiths Ave to Stanton Rd	10/12/2022	355	38.9	5.41%
Stanton Rd	Moreing St to Epsom Ave	10/12/2022	10926	46.6	6.52%
Stanton Rd	Lyall st to Manuel Cr	10/12/2022	11087	52.6	6.68%

Data Source: City of Belmont Traffic Counts Database.

5.1.4 Mr P Hitt, Belmont

The following question was taken on notice at the 28 February 2023 Ordinary Council Meeting. Mr Hitt was provided with a response on 16 March 2023. The response from the City is recorded accordingly:

2. How many Committee meetings has Cr Sekulla been absent from on his current leave of absence?

Response

Cr Sekulla has missed one Committee meeting while being on his current leave of absence.

5.2 Questions from members of the public

7.06pm The Presiding Member drew the public gallery's attention to the rules of Public Question Time as written in the Public Question Time Form.

In accordance with rule (I), the Mayor advised that he had 11 registered members of the public who had given prior notice to ask questions.

The Presiding Member invited members of the public who had yet to register their interest to ask a question to do so. Two further registrations were forthcoming.

5.2.1 Ms L Hollands on behalf of Belmont Resident and Ratepayer Action Group (BRRAG)

1. At the December 2022 and February 2023 Council Meetings there was a Code of Conduct Matter, how much did each report cost the ratepayer and as the minutes allude to, the independent report had substantiated the complaints, why are we paying for an external report if Council does not agree with them, is this something the Minister expects?

Response

The Chief Executive Officer stated that the questions would be taken on notice.

2. Has the Chief Executive Officer advised the Council what the difference between a breach of the Code of Conduct and a breach of the rules of conduct which goes to the Standards Panel. Could the Chief Executive Officer clarify the difference in the Complaints Policy for the purpose of residents and Council?

Response

The Chief Executive Officer stated that the questions would be taken on notice.

3. Within the report for Item 12.9, it states that the City's policy is consistent with the WA Ombudsman Guidelines, the only consistency that I could find was the list of five subcategories of unreasonable behaviour conduct, could you please advise me what else was consistent?

Response

The Mayor stated that it is very consistent, the general points put forward by the Ombudsman are included. Cr Wolff has put forward other points that align with the Ombudsman guidelines.

4. In regard to parking on Epsom Avenue, what date did the City actually make a work order so that this job can move forward?

Response

The Chief Executive Officer stated that the questions would be taken on notice.

5.2.2 Ms L Hollands, Redcliffe

1. For what reason are so few trees being planted on verges, if it was not a choice whether or not you had a verge tree would this increase the number of verge trees being planted, or are we running out of verge space?

Response

The Director Infrastructure Services stated that residents do have a choice at the moment whether they get a verge tree or not. The City does discuss with residents extensively and encourage them to have a verge tree. The City within the next six months are undertaking a full survey to identify additional places to plant trees, it is not the intent to make tree planting on verges compulsory.

2. In regard to the Oasis, why are we contracting it out to private businesses with a clause that says the City has to pay for the gym equipment when it is usually the business owners' responsibility, how much in the past year has this cost the City for equipment and maintenance?

Response

The Chief Executive Officer stated that the question would be taken on notice.

3. What is the capacity at the Seniors Hub and how many car bays are allocated for them?

Response

The Chief Executive Officer stated that the question would be taken on notice.

5.2.3 Mr M Cardozo, Redcliffe

1. When assessing the merits of installing traffic calming devices on Moreing Street, what parameters were satisfied in order to implement the raised plateaus?

Response

The Director Infrastructure Services stated that the question would be taken on notice.

2. Can the City publish the crash data comparison between Moreing Street and Lyall Street over the five year period ending 31 December 2021?

Response

The Director Infrastructure Services stated that the question would be taken on notice.

3. Following the Tonkin Highway/Great Eastern Highway Midland bound intersection opening, due in 2023 and likely representing the last of any potential traffic diversions, why is the City recommending the need to wait until at least 2025 before reviewing traffic calming and reduction measure on Stanton Road?

Response

The Director Infrastructure Services stated that the question would be taken on notice.

4. Mindful that the recently installed speed cushions have proven ineffective, what immediate measure other than monitoring, can the City enact for an immediate change on the ground to reduce vehicle speed on Stanton Road particularly around Redcliffe and St Maria Goretti Primary School?

Response

The Director Infrastructure Services stated that the City would need to undertake further studies of Stanton Road to substantiate the claim that the speed cushions have proven ineffective. The Director Infrastructure Services stated that the question would be taken on notice.

5.2.4 Mr L Rosolin, Belmont

1. There is a footpath on the corner of Hardey Road and Alexander Road that is on a dangerous angle, when does the City intend to fix this footpath?

Response

The Director Infrastructure Services stated that the question would be taken on notice.

2. In regard to the lake proposal on the agenda, why is there not a proposed option where not so much money is needed, is it because the water needs to be treated or because you want a nice lake?

Response

The Director Infrastructure Services stated that the item on the agenda is to investigate the matter further. This asset does have a very important drainage function for the City as well as providing amenity to Faulkner Civic Precinct. The next step will be investigating the options, one of the options include water treatment though that option is not the one the City is recommending within this report.

3. In regard to item 12.9 on the agenda, why was the word changed to customer within the policy?

Response

The Chief Executive Officer stated that within the policy there is a clear definition of what a customer is. A customer means a person using the services of the City, or any other person having contact with the City. This covers residents, ratepayers, a business and an employee, the City believes this term is appropriate under the circumstances and the City believes it is consistent with the Ombudsman guidelines.

5.2.5 Ms L Taylor, Kewdale

1. Can the City please give retrospective approval for the wall unit to stay in the Seniors Hub foyer?

Response

The Chief Executive Officer stated that the question would be taken on notice.

5.2.6 Mr R Francis, Belmont

1. What is the City doing about the lack of parking at the Seniors Hub?

Response

The Chief Executive Officer stated it is his understanding that there was an additional study undertaken which commenced six months ago and is due for completion in the next month or so.

The Director Infrastructure Services stated that the Chief Executive Officer is correct, the City did engage a consultant to undertake a further study in relation to the precinct parking, a draft report has been received and that is under review at the moment. All unauthorised parking should be reported to the City so that it can be looked into immediately.

2. What is the selection process that was undertaken for the last Pioneers Luncheon in which a number of the long-standing members were not invited?

Response

The Mayor stated that his understanding is that if someone is a Pioneer, then they will be invited.

The Chief Executive Officer stated that one of the criteria is the length of time someone has lived within the City. The Chief Executive Officer stated that the question would be taken on notice.

5.2.7 Ms C Hayes, Belmont

1. What is the City doing about the lack of ACROD bays for seniors visiting the precinct?

Response

The Chief Executive Officer stated that the City are currently reviewing the findings of the study. Once the City has completed that review the City will be in a position to make further determination in regard to parking requirements in the precinct.

5.2.8 Ms E Zurzolo, Cloverdale

1. I received a parking fine for overstaying in a two-hour car parking bay, even though I had the ACROD permit displayed. The Seniors club wrote to the City regarding my ticket but we have not received a response?

Response

The Chief Executive Officer stated that the question would be taken on notice.

5.2.9 Ms K Scott, Belmont

1. Are Councillors aware that the Belmont Squash Centre recently sold to the WA State Government and renamed the WA Squash Centre, which is being used and held for a public purpose and subleased to a not-for-profit on behalf of a not-for-profit association?
2. Are Council aware that the Squash Centre is run as a public centre, open to all and provides free and low-cost programmes to local groups including Belmont City College, Notre Dame Primary, the Base Belmont, Belmont Senior Citizens and we run junior grassroots programmes for children in the area in the same way other non-profit sporting groups and we invite all players young and old to participate whether they are members of a club or not?
3. Are Council aware that the Belmont Saints Squash Club has been responsible for the maintenance, repair and upkeep of the Belmont Squash Centre for over five years with

costs exceeding \$20,000 a year just for the court surfaces and significant other costs relating to the upkeep of a 50 year old building, with no financial support from outside the centre and has struggled to break even financially even with 100 of hours of volunteers contributing?

Response

The Mayor stated that Council will be dealing with this item tonight and Council has heard your questions.

7.36pm Rossi moved, Carter seconded, that Public Question Time be extended.

Carried 7 votes to 0

5.2.10 Ms E Ransome, Belmont

1. In regard to item 12.1, what guarantees will Council provide that the three remaining mature trees will not be removed?

Response

The Chief Executive Officer stated that the question would be taken on notice.

2. Will Council lose the ability to protect the trees once the land is rezoned urban and is sold to a developer?

Response

The Chief Executive Officer stated that the question would be taken on notice.

3. How will ratepayers be informed regarding future developments in this area?

Response

The Chief Executive Officer stated that the question would be taken on notice.

5.2.11 Ms D Ransome, Belmont

1. Given the number of mature gum trees that have been removed and the land zoned Parks and Recreation misused during the creation of the road linking Hay Road and Ivy Steet, does the Council consider the above statement misleading?

Response

The Director Development and Communities stated that the statement is not misleading, it is a statement of fact that describes the land as it is currently. It does not talk about the history of the land.

2. Is Council aware that no matter what they vote tonight that vote can be overruled given the new town planning rules by the McGowan government?

Response

The Director Development and Communities stated that tonight Council is considering putting in a submission to the Department of Planning, Lands and Heritage which will be considered by them and ultimately the Minister as to what happens to the scheme amendment. Council is not the decision-making authority in this case, Council is making a recommendation to the decision makers. The decision makers will look at all submissions and make a decision on that basis.

5.2.12 Ms J Gee, Cloverdale

1. Was the Agenda Briefing Forum last week recorded?

Response

The Manager Governance, Strategy and Risk stated that the meeting was recorded only for internal minute taking purposes and that was stated at the meeting.

2. Does that mean we are not allowed access to that?

Response

The Manager Governance, Strategy and Risk stated that is correct.

3. When are Councillors going to record all public meetings like an Agenda Briefing Forum so that everyone has a record of what was said?

Response

The Mayor stated Council will consider that.

7.49pm As there were no further questions, the Presiding Member declared Public Question Time closed.

6 Confirmation of Minutes/receipt of Matrix

6.1 Special Council Meeting held 8 February 2023

Officer Recommendation

Sessions moved, Davis seconded

That the Minutes of the Special Council Meeting held 8 February 2023, as printed and circulated to all Councillors, be confirmed as a true and accurate record.

Carried Unanimously 7 votes to 0

6.2 Ordinary Council Meeting held 28 February 2023

Officer Recommendation

Sessions moved, Wolff seconded

That the Minutes of the Ordinary Council Meeting held 28 February 2023 as printed and circulated to all Councillors, be confirmed as a true and accurate record.

Carried Unanimously 7 votes to 0

6.3 Special Council Meeting held 1 March 2023

Officer Recommendation

Carter moved, Davis seconded

That the Minutes of the Special Council Meeting held 1 March 2023, as printed and circulated to all Councillors, be confirmed as a true and accurate record.

Carried Unanimously 7 votes to 0

6.4 Matrix for the Agenda Briefing Forum held 21 March 2023

Officer Recommendation

Wolff moved, Sessions seconded

That the Matrix of the Agenda Briefing Forum held on 21 March 2023, as printed and circulated to all Councillors, be received and noted.

Carried Unanimously 7 votes to 0

7 Questions by Members on which due notice has been given (without discussion)

Nil.

8 Questions by members without notice

8.1 Responses to questions taken on notice

Nil.

8.2 Questions by members without notice

8.2.1 Cr Carter

1. Would City officers consider roping off some carparking for the Seniors to be able to park more freely prior to the report coming to Council?

Response

The Chief Executive Officer stated that the question would be taken on notice.

9 New business of an urgent nature approved by the person presiding or by decision

Nil.

10 Business adjourned from a previous meeting

Nil.

11 Reports of committees

11.1 Executive Committee held 13 February 2023 (circulated under separate cover)

Officer Recommendation

Davis moved, Ryan seconded

That the Minutes of the Executive Committee held on 13 February 2023 as previously circulated to all Councillors, be received and noted.

Carried Unanimously 7 votes to 0

11.2 Standing Committee (Audit and Risk) held 27 February 2023 (circulated under separate cover)

Officer Recommendation

Davis moved, Ryan seconded

That the Minutes of the Standing Committee (Audit and Risk) held on 27 February 2023 as previously circulated to all Councillors, be received and noted.

Carried Unanimously 7 votes to 0

12 Reports of administration

Officer Recommendation

Carter moved, Sessions seconded

That the Officer or Committee Recommendations for Items 12.1, 12.2, 12.3, 12.4, 12.5, 12.6, 12.8, 12.10 and 12.11 be adopted en bloc by an Absolute Majority decision.

Carried by Absolute Majority 7 votes to 0

12.1 Submission on Proposed Metropolitan Region Scheme Amendment 1399/57 - Lots 185-196 Hay Road, Ascot

Voting Requirement	:	Simple Majority
Subject Index	:	82/004 - Regional Scheme Amendments
Location/Property Index	:	Lots 185-196 Hay Road, Ascot and Portions of Ivy Street and Hay Road
Application Index	:	N/A
Disclosure of any Interest	:	Nil
Previous Items	:	Nil
Applicant	:	N/A
Owner	:	Western Australian Planning Commission
Responsible Division	:	Development and Communities

Council role

Advocacy When Council advocates on its own behalf or on behalf of its community to another level of government/body/agency.

Purpose of report

To consider Amendment 1399/57 to the Metropolitan Region Scheme (MRS) (Attachment 12.1.1) and provide a submission to the Western Australian Planning Commission (WAPC) (Attachment 12.1.2).

Summary and key issues

- The WAPC has advertised Amendment 1399/57 to the MRS for public comment.
- The Amendment proposal is to transfer Lots 185 to 196 Hay Road and parts of the Hay Road and Ivy Street Road Reserves from the 'Parks and Recreation' reserve to the 'Urban' zone under the MRS.
- The purpose of this Amendment is to provide consistent zoning with surrounding land and facilitate the future development of the lots adjacent to Hay Road and Ivy Street.
- The WAPC's Amendment report has been reviewed and a draft submission has been prepared. Key considerations included in the submission relate to:
 - The concern over progressing a concurrent Local Planning Scheme amendment with this MRS Amendment.
 - The need for findings from the audited Site Contamination report to be considered before the MRS Amendment is finalised.

- The preference for the Swan and Canning River Development Control Area boundary to be amended concurrently with this MRS Amendment.
- The need to address hydrological functions for the portion of the site that is classified as a 'Multiple Use' wetland under the Environmental Protection Authority's guidelines.
- Affirmation that the amendment should be classified as a minor amendment.
- It is recommended that Council endorse the draft submission.

Officer Recommendation

That Council:

1. Endorse the submission on the Metropolitan Region Scheme Amendment 1399/57 contained within Attachment 12.1.2.
2. Direct the Chief Executive Officer to lodge the submission with the Western Australian Planning Commission accordingly.

Officer Recommendation adopted en bloc by Absolute Majority - Refer to Resolution appearing at Item 12.

Location

The subject amendment relates to Lots 185 to 196 Hay Road and portions of the Hay Road and Ivy Street road reserve in Ascot (see Figure 1). Lots 185-196 Hay Road, Ascot are currently vacant, with a few remnant trees.



Figure 1: Aerial of subject land (source Intramaps)

The subject area, and adjacent land to the north and north-east, is currently reserved 'Parks and Recreation' under the MRS. Land to the south and west of the Amendment area is currently zoned 'Urban' under the MRS as can be seen in Figure 2.

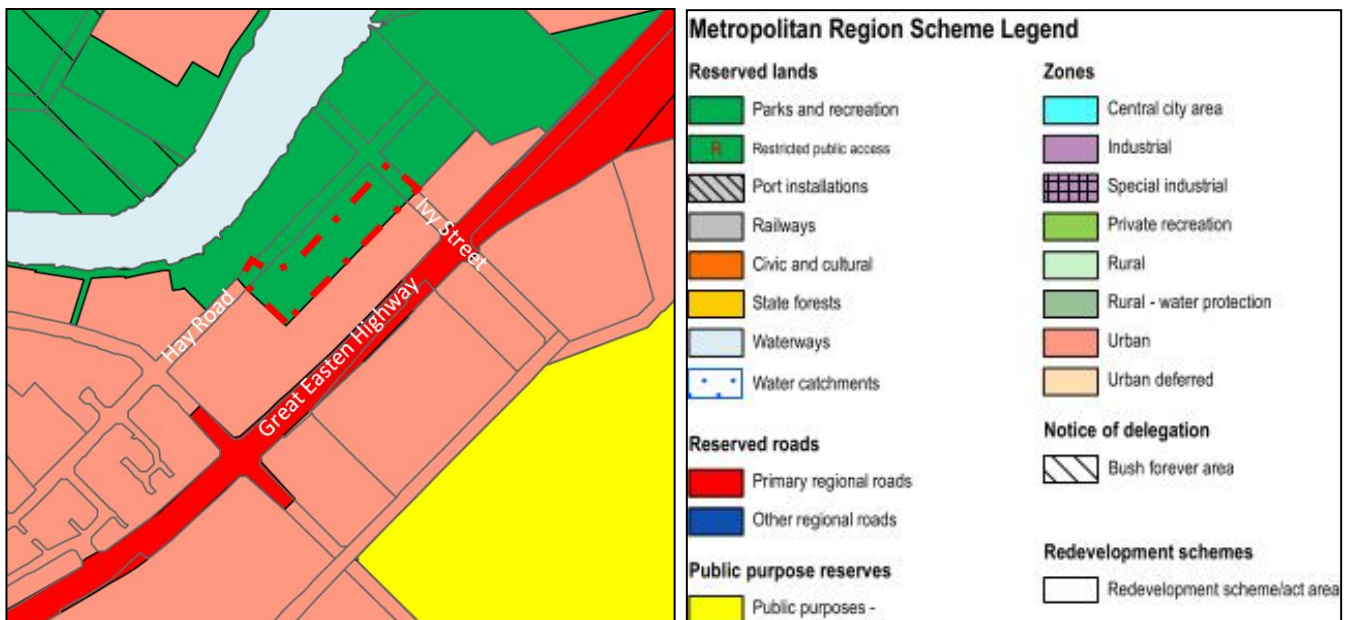


Figure 2: MRS Map (Source: Department of Planning, Lands and Heritage)

Consultation

As part of the MRS Amendment process, the WAPC is required to provide a 60-day public comment period. The advertising period started on 17 February 2023 and submissions are due by 28 April 2023.

Following the advertising period, the WAPC will review submissions and provide the Minister for Planning with a recommendation on how the Amendment should proceed.

Strategic Community Plan implications

In accordance with the 2020 – 2040 Strategic Community Plan:

Goal 5: Responsible Belmont

Strategy: 5.1 Support collaboration and partnerships to deliver key outcomes for our City

Strategy: 5.7 Engage in strategic planning and implement innovative solutions to manage growth in our City

Policy implications

There are no policy implications associated with this report.

Statutory environment

Strategic Planning Framework

Perth and Peel @ 3.5 Million

Perth and Peel @ 3.5 Million and the associated Sub-Regional Planning Frameworks, seek to guide the urban form of the Perth and Peel Region for the next 30 years. The Amendment area along with land to the north is identified as 'green network' consistent with the 'Parks and Recreation' reservation under the MRS. Adjacent land, fronting Great Eastern Highway, is identified as being part of an 'Urban Corridor', which is earmarked for higher density residential development.

Development Area 9 Structure Plan

The subject land is located within the Development Area 9 (DA 9) precinct. The DA 9 precinct is an area of approximately 2.99 hectares of land bound by Fautleroy Avenue, Hay Road, Ivy Street and properties fronting Great Eastern Highway. This area comprises 19 lots in multiple ownership.

A Structure Plan (DA 9 Structure Plan) was approved for the precinct on 3 April 2013. The key elements of the Structure Plan include:

- The extension of Hay Road to connect between Fautleroy Avenue and Ivy Street.

- Applying an 'R20/60' density coding to lots within the south-western portion of the precinct.
- Identifying lots within the north-eastern portion of the precinct, comprising
- Lots 185-196 Hay Road, as requiring further investigation and planning. This recognised the need to amend zoning/reservation under the MRS and realign the Swan River Trust Development Control Area boundary.

The Structure Plan is illustrated in Figure 3 below.



Figure 3: DA9 Structure Plan (Source: City of Belmont)

Statutory Planning Framework

Metropolitan Region Scheme

The MRS defines the future use of land by dividing it into broad zones and reservations. The Amendment area is currently reserved as 'Parks and Recreation' and is proposed to be zoned 'Urban' to provide for the future development of the land.

Planning and Development Act 2005 (the Act)

Region Scheme Amendment Process

Part 4 of the *Planning and Development Act 2005* sets out the process in which amendments to the MRS must be carried out. In essence, the process for minor amendments is as follows:

- The WAPC considers whether to initiate an amendment to the MRS.
- If an amendment is initiated, it is referred to the Environmental Protection Authority to determine whether environmental assessment is required.

- If no environmental assessment is required, a minor amendment is advertised for 60 days.
- Following advertising, the WAPC considers submissions and determines whether any modifications to the amendment are required.
- The WAPC then provides a recommendation to the Minister for Planning regarding the progression of the amendment.
- The Minister either approves the amendment with or without modification, or rejects the amendment.

Local Planning Scheme Considerations

Section 124 of the Act states that within 90 days of a region planning scheme amendment being gazetted, a local government must amend its local planning scheme to be consistent with the region planning scheme.

Alternatively, Section 126(3) of the Act stipulates that where a region scheme is amended to include land in an urban zone, the WAPC may concurrently amend a local planning scheme so that the land is zoned in a manner that is consistent with the objectives of the urban zone.

Development Control Policy 1.9 – Amendment to Region Scheme

Development Control Policy 1.9 (DC 1.9) provides guidance on whether an amendment to the MRS should be classified as ‘major’ or ‘minor’ and the associated procedures for progressing these and concurrent amendments to a local planning scheme.

The Policy outlines the following considerations which need to be taken into account when classifying an amendment to the MRS:

- (a) The present use and character of the land and its relationship to its immediate setting, to surrounding land and to the district and region.
- (b) The purpose for which the land is to be set aside and the impact on present land use.
- (c) The area of land and its scale and impact on the region scheme.
- (d) The likely impact of the proposal on the environment and its surroundings.
- (e) The history of the land in its setting and the reason justifying the proposed change.
- (f) The future planning needs of the region.
- (g) Any other proposals in the same general locality and their combined impact on the region Scheme as a whole.
- (h) The number of landholdings and landowners likely to be affected.
- (i) The complexity of the proposal.
- (j) The degree to which the proposal reflects any significant changes to the planning strategy for the region.

- (k) The relationship of the proposal to any current or proposed strategic plans or policies for the region or sub-regions within that region.
- (l) Any other land use, transport, environmental or planning implication.

Background

Proposed Amendment

The proposal is to reclassify Lots 185 to 196 Hay Road, Ascot and portions of the Hay Road and Ivy Street Road Reserve from a 'Parks and Recreation' reserve to an 'Urban' zone as illustrated in Figure 4.

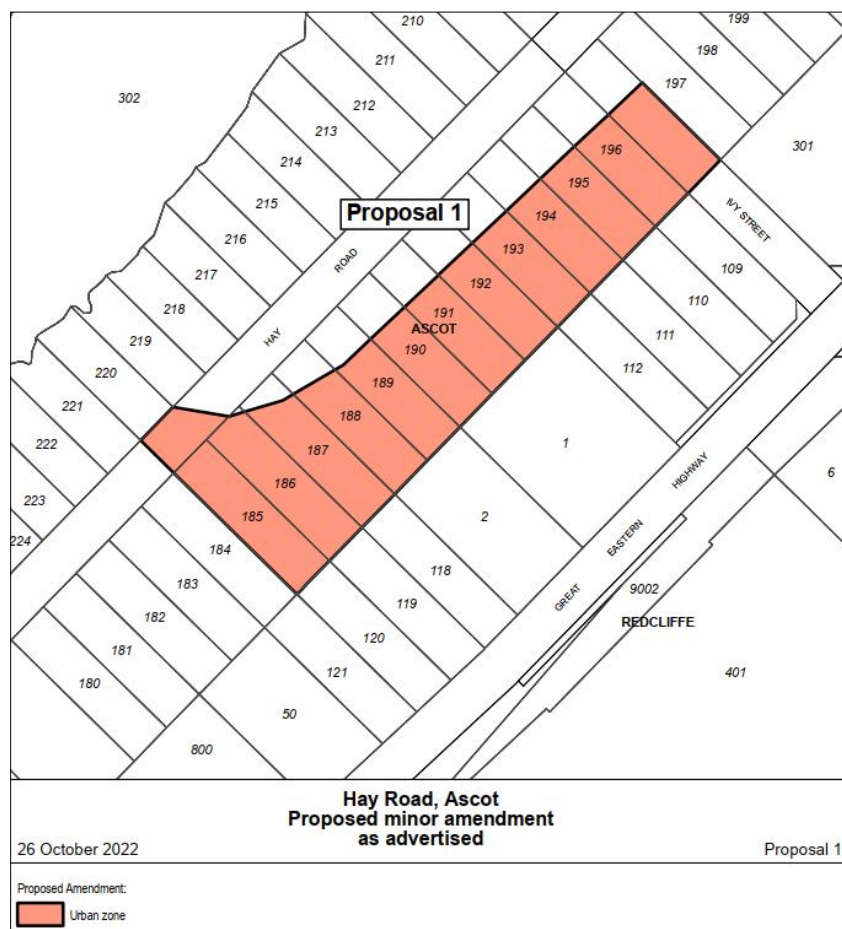


Figure 4: Proposed MRS Amendment (Source: Department of Planning, Lands and Heritage)

Lots 185 to 196 Hay Road are currently owned by the WAPC who is in the process of selling part of this land to an adjacent landowner. The intent of this Amendment is to facilitate the development of part of the subject land and the adjacent 'Urban' zoned land for residential and related purposes. The Amendment report notes that this is consistent with the intent of Perth and Peel @ 3.5 Million, and with the intent and objectives of State Planning Policy 2.0 (Environmental and Natural Resources), Draft State Planning Policy 2.9 (Planning for Water) and State Planning Policy 3.0 (Urban Growth and Settlement).

The key aspects of the Amendment report are detailed below.

Environment

The Amendment report notes the following in terms of the environment:

- In the future stages of the planning process, consideration will be given to the protection of any significant environmental values of the amendment area and the surrounding land.
- The subject land contains a number of remnant native trees and it is anticipated that the preservation of these trees will be further considered at the next stage of planning.
- A portion of the subject land is located within 50 metres of the Swan River, which is classified as a Conservation Category Wetland (CCW). To safeguard the river's environmental value, a 50-metre buffer zone is recommended by the Environmental Protection Authority. This will be considered and addressed at the next stage of planning.
- Some of the subject land is located within the floodway and flood fringe of the Swan River. Draft State Planning Policy 2.9 – Planning for Water offers guidance on how to handle the risk of riverine flooding to future development on the land which will need to be considered and implemented in the subsequent planning stage.
- The Department of Fire and Emergency Services has assessed a Bushfire Management Plan for the subject land and confirmed that it adequately outlines how the bushfire protection criteria reflected in the Guidelines for Planning in Bushfire Prone Areas can be achieved at the subsequent stages of planning. The Amendment is therefore considered to be consistent with State Planning Policy 3.7 – Planning in Bushfire Prone Areas.
- The Environmental Protection Authority advised that the Amendment does not require formal assessment under the *Environmental Protection Act 1986*.

Contamination

The subject land is registered as a potentially contaminated site as a result of illegal dumping of fill which contained asbestos and polyfluoroalkyl substances. The Department of Planning, Lands and Heritage (DPLH) has undertaken remediation works to remove the contaminated fill from the land. In light of this, the Amendment report outlines that following site investigations it is likely that the land will be suitable for residential or commercial uses. A report has therefore been prepared for the Department of Water and Environmental Regulation (DWER) to request reclassification of the land, which is suggested will be complete by mid-2023.

Infrastructure

The report outlines that there is capacity within the water and wastewater networks to support future development on the land. However, any necessary extensions and upgrades required to this infrastructure in support of development will need to be funded by developers.

Aboriginal Heritage

The Amendment report notes that the rezoning or reservation of land does not in itself impact Aboriginal heritage. Notwithstanding, the proposed Amendment has been referred to the South West Aboriginal Land and Sea Council for review.

Swan Canning Development Control Area

The subject land is currently located within the Swan Canning Development Control Area. It is proposed that the Swan Canning Development Control Area designation will likely be removed from the land, should the Amendment be gazetted.

Coordination of Local and Region Scheme Amendments

The proponent has requested that the City's Local Planning Scheme be concurrently amended to apply a 'Development' or similar zone to the land. However, the City has previously advised that Local Planning Scheme No. 15 (LPS 15) does not contain this zone. The City considers that it is necessary for the appropriate zoning and development controls to be considered through the Structure Plan. This is further explained in the Officer Comment section of this report. Given this, a concurrent amendment to the Local Planning Scheme should not be supported.

It is acknowledged that the WAPC will make a final decision on this following public consultation.

Amendment Classification

The WAPC have classified the amendment as a minor amendment for the following reasons:

- "The amendment is not complex, as its size and scale is not regionally significant and does not reflect a significant change to the strategic planning for the Metropolitan region.
- The amendment is broadly consistent with the intent of the Central Sub-regional Planning Framework.
- The amendment is not likely to result in significant impacts to the environmental values of the amendment area and the surrounding locality.
- The City of Belmont and key State Government agencies have not raised any matters which would prevent the initiation and advertising of the amendment."

Report

The following key comments and feedback is provided within the draft submission (refer Attachment 12.1.2).

Coordination of Local and Region Scheme Amendments

The *Planning and Development Act 2005* provides for the WAPC to concurrently amend the zoning of a local planning scheme, where an 'Urban' zone is proposed through an amendment to the MRS. Where this does not occur, a local government is required to amend its local planning scheme within 90 days of an MRS amendment being gazetted, to align this with the MRS.

As outlined in the Background section of this report, the proponent has requested that the WAPC concurrently amend the City's Local Planning Scheme to apply a 'Development' zone or similar to the subject land. The City's Local Planning Scheme does not currently contain a 'Development' zone and therefore this proposal cannot be supported.

In terms of the WAPC applying an alternative zone to the land, the following should be noted:

- The DA 9 Structure Plan identified that further planning and investigation is required given the site's location within the 'Parks and Recreation' reservation and Swan Canning Development Control Area.
- The purpose of the Structure Plan is to provide strategic guidance and justification for zoning of the land under the Local Planning Scheme.
- It would be a reasonable expectation of the community that as part of this Structure Planning process, any environmental considerations will be appropriately identified and addressed in the context of future development. The need for additional development controls can also be examined.
- It is not considered appropriate for an MRS Amendment to pre-empt the outcome of the Structure Plan.

Whilst it is acknowledged that a concurrent rezoning may provide for the proponent to fast-track development on the site, this approach is inconsistent with the principles of orderly and proper planning. In light of the above, a concurrent rezoning of the land under the Local Planning Scheme is not supported.

If the WAPC does not support a concurrent Local Planning Scheme rezoning, it is acknowledged that the City will be required to amend its local planning scheme within 90 days of the MRS amendment being gazetted.

It is considered that work on a structure plan and associated local planning scheme amendment (to implement the structure plan) can be substantially progressed prior to the Minister for Planning considering the MRS Amendment and within 90 days of the Amendment being gazetted.

Site Contamination

The DPLH has undertaken remediation works to remove contaminated fill from the land and are now seeking reclassification of the subject site by DWER.

Until the audited report confirms that the land can accommodate residential or related development and DWER support reclassification of the site, it is not considered appropriate for the Amendment to be finalised.

It is therefore recommended that that Amendment be placed on hold until this matter has been resolved to ensure that the land could in the future be developed in accordance with an 'Urban' zoning.

Swan and Canning River Development Control Area

It is acknowledged that should the Amendment be gazetted, the subject land will likely be removed from the Swan Canning Development Control Area. This is considered practical given Hay Road now forms a logical boundary between the subject land and the foreshore reserve of the Swan River.

However, it is considered that the WAPC should progress this concurrently to the subject Amendment. If this does not occur, this may present a procedural encumbrance for future development.

Environment

The Amendment report has identified a number of environmental considerations relating to bushfire, flooding and buffers associated with the Swan River and remnant native vegetation. It is considered that these factors can be mitigated and addressed as part of future planning stages.

However, it is noted that a portion of the subject land is designated as a 'Multiple Use' wetland. This has not been identified within the Amendment report and it is therefore unclear if there are any implications for the future development of the subject land. It is necessary for this to be examined and considered as part of this process.

Amendment Classification

The WAPC has classified the Amendment as 'minor' in accordance with DC 1.9. In considering the appropriateness of this classification the following is relevant:

- The subject land is owned by WAPC as freehold land, has been fenced for an extended period of time, and has not been used as a reserve. Given the scale of the Amendment, the proposed reclassification is not considered to impact on the immediate locality or the wider district and region.
- The site is isolated from the existing foreshore reserve. In this regard, it is considered that Hay Road forms a logical boundary between the subject land and the existing foreshore reserve.
- An 'Urban' zone is consistent with the zoning of adjacent properties. It is therefore not considered that this zoning will impact on existing land uses within the area.

- The subject land has been identified for development, subject to further investigation and planning for over 10 years since it was identified as a Development Area under Town Planning Scheme No. 14. In this regard, the proposed 'Urban' zone is considered to be consistent with the City's overarching planning framework.

In light of the above, the 'minor' amendment classification is supported.

Conclusion

In summary, the subject land has been identified for future development by the City's Local Planning Scheme for over 10 years. Whilst the subject Amendment will facilitate future development of the site, there are a number of processes that still need to be undertaken. These include:

- Amending the DA 9 Structure Plan to identify environmental considerations, assign an appropriate zoning and development controls for the subject land under the City's Local Planning Scheme.
- Amending LPS 15 to implement these zonings and development controls.
- Realigning the Swan Canning Development Control Area boundary.
- Obtaining support from DWER for the reclassification of the potentially contaminated site.

Financial implications

There are no financial implications evident at this time.

Environmental implications

While there are a number of environmental considerations associated with the Amendment area, these will be addressed during subsequent stages of planning. It is however, considered necessary for DWER to provide their support for the reclassification of the potentially contaminated site, and confirm the appropriateness of the land for residential and associated uses prior to the Amendment being finalised.

Additional information and clarification are required regarding the Multiple Use Wetland which is designated over a portion of the site. This information has been captured within the draft submission.

Social implications

There are no social implications associated with this report.

Attachment details

Attachment No and title	
1.	Metropolitan Region Scheme Amendment 1399/57 [12.1.1 - 34 pages]
2.	Draft City of Belmont Submission [12.1.2 - 3 pages]



February 2023

**Metropolitan Region
Scheme Amendment
1399/57** (Minor Amendment)



Hay Road, Ascot

Amendment Report

City of Belmont

**Metropolitan Region Scheme
Amendment 1399/57
(minor amendment)**

Hay Road, Ascot

Amendment Report

City of Belmont



February 2023

The Western Australian Planning Commission acknowledges the traditional owners and custodians of this land. We pay our respect to Elders past and present, their descendants who are with us today, and those who will follow in their footsteps.

Disclaimer

This document has been published by the Western Australian Planning Commission. Any representation, statement, opinion or advice expressed or implied in this publication is made in good faith and on the basis that the government, its employees and agents are not liable for any damage or loss whatsoever which may occur as a result of action taken or not taken, as the case may be, in respect of any representation, statement, opinion or advice referred to herein. Professional advice should be obtained before applying the information contained in this document to particular circumstances.

© State of Western Australia

Published by the
Western Australian Planning Commission
Gordon Stephenson House
140 William Street
Perth WA 6000

Locked Bag 2506
Perth WA 6001

MRS Amendment 1399/57 Amendment Report
File 833-2-15-16 Pt 1

Published February 2023

Internet: www.wa.gov.au/dplh
Email: info@dplh.wa.gov.au
Phone: (08) 6551 8002
Fax: (08) 6551 9001
National Relay Service: 13 36 77

This document is available in alternative formats on application to the Department of Planning, Lands and Heritage Communications Branch.

Contents

The Metropolitan Region Scheme	v
Abbreviations	ix

Amendment Report

1 Purpose.....	1
2 Background	1
3 Scope and content of the amendment.....	1
4 Discussion.....	2
5 Aboriginal heritage	5
6 Coordination of local and region scheme amendments	5
7 Substantiality.....	5
8 Sustainability appraisal.....	6
9 Environmental Protection Authority advice	6
10 The amendment process.....	6
11 Submissions on the amendment	7
12 Modifications to the amendment.....	8
13 Final outcome.....	8
Amendment Figure – Proposal 1	12

Appendix A	Notice of environmental assessment
Appendix B	List of detail plans supporting the amendment
Appendix C	Your property and the planning system - region schemes
Appendix D	Preparing a submission
Appendix E	Submission form for this amendment (form 57)

The Metropolitan Region Scheme What it is and how it is amended - minor

Planning Perth's future

Perth is currently home to more than 2 million people and this is anticipated to grow to 3.5 million by 2050.

To meet this growth, land must be identified for future housing, employment opportunities, transport, conservation and recreation.

The Metropolitan Region Scheme (MRS) provides for this by defining what land can be used for. It is also the means by which landowners can be compensated for land acquired for public purposes.

The role of the WAPC?

The Western Australian Planning Commission (WAPC) has statewide responsibility for planning how land in metropolitan and regional areas can be used and developed. The WAPC comprises a Chair and 16 members, representing industry, government and the community.

The WAPC is a statutory authority and operates in accordance with the *Planning and Development Act 2005*. It is supported by the Department of Planning, Lands and Heritage, which provides professional and technical expertise, administrative services and corporate resources.

What is the Metropolitan Region Scheme?

The MRS is a large town planning scheme which defines how land can be used in the Perth metropolitan area, dividing it into broad zones and reservations. The metropolitan area stretches from south of Rockingham to north of Yanchep and east of Mundaring.

The MRS uses a set of maps and a scheme text to set the planning rules and identify the various zones and reservations.

This plan has been in operation since 1963 and provides the legal basis for planning in the Perth metropolitan area.

The MRS is amended frequently as the region grows and changes.

What is an amendment?

An amendment to the MRS changes the zoning or reservation of land to allow for a different land use.

When a rezoning or a new reservation is considered, it is classified as either a major or a minor amendment and is advertised to seek comment from landowners, the broader community and all levels of government. Under the Act, the process for proposed major and minor amendments is different.

This process allows for extensive community consultation and discussion in Parliament, prior to a final decision being made.

How is the Metropolitan Region Scheme amended?

The WAPC is responsible for maintaining the MRS, including reviewing and initiating changes where necessary.

The amendment process is regulated by the *Planning and Development Act 2005*. The Act requires an amendment to be consistent with both the *Swan River Trust Act 1988* and the *Heritage of Western Australia Act 1990* and does not allow for an amendment to occur within the defined area of which a redevelopment scheme applies.

The amendment proposed in this report is being made under the provisions of section 57 (often referred to as a minor amendment).

The minor amendment process includes (also see the diagram on page viii):

- Request submitted and considered by the WAPC.
- WAPC determines to either progress or reject application, classifying it as either a major or minor amendment.

- If progressed, the application is referred to the Environmental Protection Authority (EPA) to set the level of environmental assessment. If the EPA requires an environmental review, this is carried out before the amendment is advertised.
- Proposed amendment is advertised for public comment. Advertisements are placed in local and statewide newspapers and the information is made available on www.dplh.wa.gov.au/mrs-amendments. Landowners directly affected by a proposed amendment are contacted in writing. Where there is an environmental review, this is also made available for comment.
- WAPC receives public submissions over a period of 60 days.
- WAPC reviews the proposed amendment in light of both the submissions and planning advice provided by the Department of Planning, Lands and Heritage.
- WAPC provides recommendation to the Minister for Planning whether to accept, reject or modify the proposed amendment.
- Minister considers proposed amendment.
- If approved, with or without modification, the amendment becomes legally effective in the MRS with the publishing of a notice in the Government Gazette. If declined, the amendment is discarded.
- Within three months of an MRS amendment being finalised, all affected local governments must initiate an amendment to its local planning scheme to match the new zonings.

Zones and reservations

Zones and reservations in the MRS are broad categories to define how land can be used and developed. The following descriptions are a guide only.

Zones

Urban: areas in which a range of activities are undertaken including residential, commercial, recreational and light industry.

Urban deferred: land identified for future urban uses following the extension of urban services, the progressive development of adjacent urban areas, and resolution of any environmental and planning requirements relating to development.

The WAPC must be satisfied that these issues have been addressed before rezoning to urban.

Central city area: strategic regional centres for major retail, commercial and office facilities as well as employment, civic, business and residential uses.

Industrial and special industrial: land on which manufacturing, processing, warehousing and related activities are undertaken.

Rural: land on which a range of agricultural, extractive and conservation uses is undertaken.

Private recreation: areas of significance to the region's recreation resource, which are (or are proposed to be) managed by the private sector.

Rural - water protection: rural land over public groundwater areas where land use is controlled to avoid contamination.

Reservations

Land reserved for community purposes. It may be reserved to protect a resource or to provide areas for infrastructure.

Parks and recreation: land of regional significance for ecological, recreation or landscape purposes.

Railways: provides for public transit routes, freight rail lines and associated facilities such as marshalling yards, maintenance depots and park n' ride stations.

Port installations: regional maritime shipping facilities.

State forests: areas of woodland located on Crown land and managed under the *Conservation and Land Management Act 1984*.

Water catchments: water sources protected for high quality public water supply. These areas have strict controls on land use to avoid pollution of the water resource.

Civic and cultural: significant civic precincts and buildings.

Waterways: permanent inland and coastal waters including many rivers and reservoirs.

Public purposes: land for public facilities such as hospitals, high schools, universities, prisons, utilities for electricity, water and treatment of wastewater, commonwealth government and other special uses.

Primary regional roads: important regionally significant roads as part of the planned road network that are currently, or proposed to be declared, under the *Main Roads Act 1930*.

Other regional roads: roads of regional significance in the planned road network for which the planning responsibilities are shared by the WAPC and local governments.

What if my land is rezoned?

Landowners may find that an amendment seeks to rezone their property, for example from rural to urban or urban deferred.

If the zoning is changed, landowners do not have to change their lifestyle or the way they use the land. However, depending on the new zone, there may be opportunities to change the land use, such as seek approval to subdivide or apply to develop it in some way that suits the new zoning.

The WAPC realises that many people choose their properties because they like them as they are and may not want to change from, for example, a rural-residential lifestyle to an urban area. Others are keen to change the land use.

For these reasons, amendments to the MRS are advertised so that all affected landowners and the broader community have time to examine the proposal and provide their comment.

What if my land is reserved?

Land is reserved because it will eventually be needed for a public purpose such as parks and recreation or other regional roads.

If your land is proposed to be reserved in an advertised amendment, you can continue to use and enjoy your property. Generally, reserved land can remain in private ownership until it is needed for the purpose for which it is reserved.

To protect landowners, there are procedures for acquisition or compensation by the WAPC. These are outlined in *Your Property and the planning system – region schemes*, a leaflet reproduced at the back of this report and online at <https://www.dplh.wa.gov.au/your-property-and-region-schemes>.

How can my views be heard?

You can lodge a submission during the advertised period:

- online at www.dplh.wa.gov.au/mrs-amendments.
- in writing to Western Australian Planning Commission, Level 2, 140 William Street, Perth 6000 (a submission form is included at the back of this report).

Publications

Amendments made to the MRS using the provisions of section 57 will in most cases have information published under the following titles:

Amendment report

This document is available from the start of the public submission period of the proposed amendment. It sets out the purpose and scope of the amendment, explains why the proposal is considered necessary, and informs people how they can comment.

Environmental review report

The EPA considers the environmental impact of an amendment to the MRS before it is advertised. Should the EPA require formal assessment, an environmental review is undertaken, and that information is made available for comment at the same time as the *Amendment Report*.

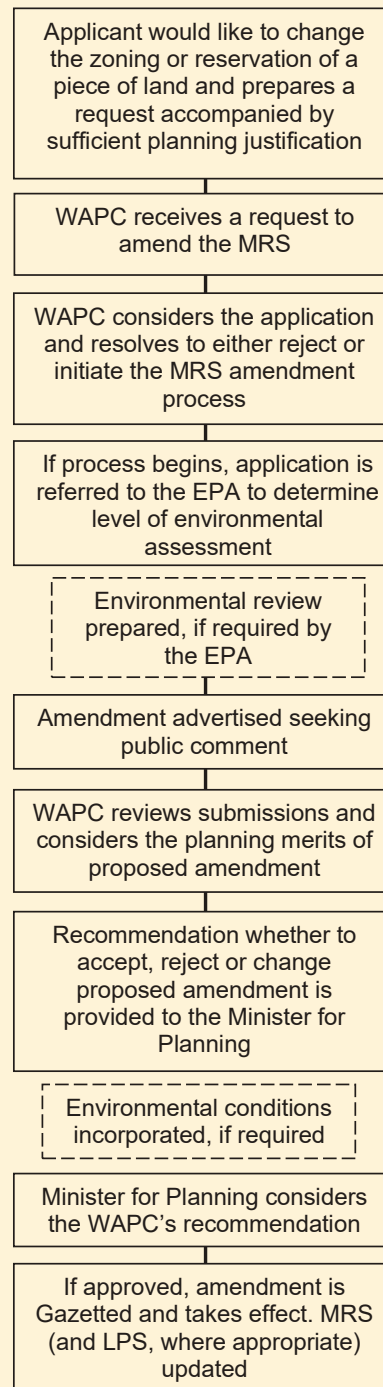
Report on submissions

This publication documents the planning rationale, determination of submissions received, and the recommendations for final approval of the amendment made by the WAPC.

Submissions

All written submissions received on the proposed amendment are reproduced as a public record.

A simple diagram of the amendment process.



Abbreviations

AHA	Aboriginal Heritage Act
CCW	Conservation Category Wetland
DPLH	Department of Planning, Lands and Heritage
DWER	Department of Water and Environmental Regulation
EPA	Environmental Protection Authority
LPS	Local Planning Scheme
MRS	Metropolitan Region Scheme
SPP	State Planning Policy
SWALSC	South West Aboriginal Land and Sea Council
WAPC	Western Australian Planning Commission

Amendment Report

Metropolitan Region Scheme Amendment 1399/57

Hay Road, Ascot

Amendment Report

1 Purpose

The purpose of the amendment is to transfer approximately 1.53 hectares of land in Ascot from the Parks and Recreation reservation to the Urban zone in the Metropolitan Region Scheme (MRS), as shown on **Amendment Figure - Proposal 1**.

The proposed Urban zoning will facilitate further planning to provide for the future development of part of the amendment area for residential and related land uses.

2 Background

The amendment area is located within the City of Belmont and is located approximately eight kilometres north-west of the Perth Central Business District, five kilometres south-west of the Midland strategic metropolitan centre and four kilometres north-west of the Belmont secondary centre.

The amendment area, and adjacent land to the north and north-east, is currently reserved Parks and Recreation in the MRS. Land within the amendment area is predominantly cleared undeveloped, with a number of remnant native trees scattered throughout the area.

Adjacent land to the east is zoned Urban in the MRS and is predominantly developed for commercial purposes, whilst land to the south-west is zoned Urban in the MRS and is generally developed for residential purposes.

Lots 185 to 196 Hay Road are owned by the Western Australian Planning Commission (WAPC), which is currently in the process of selling part of this land to an adjacent landowner. The intent of this land sale is to facilitate the development of this part of the amendment area and adjacent Urban zoned land for residential and related purposes. The balance of the amendment area is located within the Ivy Street road reserve or is occupied by the constructed extent of Hay Road.

Land use and development within the amendment area is controlled by the MRS given it is reserved Parks and Recreation in the MRS. Should the amendment be approved and finalised, the future use and development of the site would be subject to the requirements of the *City of Belmont Local Planning Scheme No. 15* (LPS 15).

3 Scope and content of the amendment

The amendment proposes to transfer parts of Lot 185 to 196 Hay Road and part of the road reserves for Hay Road and Ivy Street in Ascot from the Parks and Recreation reserve to the Urban zone in the MRS. The amendment has an area of approximately 1.53 hectares.

4 Discussion

Strategic Planning Context

Perth and Peel @ 3.5 Million and Central Sub-regional Planning Framework

The *Central Sub-regional Planning Framework* (the Framework) forms part of the *Perth and Peel @ 3.5 Million* suite of strategic planning documents. Future areas for urban development have been determined in conjunction with the State Government's draft *Strategic Assessment of the Perth and Peel Regions* in order to avoid and protect areas that have significant regional environmental value.

The Framework identifies the site, and adjacent land to the north and north-west as "Green Network" consistent with the current reservation of this land under the MRS. Adjacent land to the south and south-west is designated as "Urban Corridor" in the Framework.

Whilst the amendment area is not designated as being part of an "Urban Corridor" in the Framework, the amendment is broadly consistent with the intent of the Framework for the following reasons:

- Whilst land within the amendment area is designated as "Green Network" in the Framework, it does not contain any significant environmental values which warrant it being retained within the Parks and Recreation reservation.
- The proposed Urban zoning is consistent with the "Urban Corridor" designation of adjacent land along Great Eastern Highway in the Framework.
- Rezoning the amendment area to the Urban zone, will provide for an appropriate rationalisation of the boundary between the Parks and Recreation reservation and Urban zone along the constructed alignment of Hay Road in this location.

State Planning Policy 2.0 – Environmental and Natural Resources Policy

State Planning Policy 2.0 – Environmental and Natural Resources Policy (SPP 2.0) provides guidance on the integration of the consideration of environmental matters into the land use planning system. In this respect, SPP 2.0 states that planning schemes and decision-making should avoid development that may result in unacceptable environmental damage and recognise and consider land that is degraded or contaminated and facilitate its rehabilitation for appropriate future use.

The amendment is consistent with SPP 2.0 as:

- Consideration will be given to the protection of any significant environmental values of the amendment area and the surrounding locality in the subsequent stages of the planning process.
- The Department of Planning, Lands and Heritage is currently in the process of remediating contaminated land within the amendment area to make it suitable for residential and related land uses.

Draft State Planning Policy 2.9 – Planning for Water

Draft State Planning Policy 2.9 – Planning for Water (draft SPP 2.9) outlines how water resource management should be integrated into the various stages of the planning system.

Its objectives include ensuring that the environmental, social, cultural and economic values of the State's water resources are protected and improved through the planning system and managing the risk of riverine flooding to people, property and infrastructure.

The amendment is consistent with draft SPP 2.9 as the environmental values of the Swan River and adjacent land can be appropriately protected in subsequent stages of the planning process, and it being likely that any future development on the site can be appropriately protected from the risk of riverine flooding.

State Planning Policy 3.0 - Urban Growth and Settlement

State Planning Policy 3.0 – Urban Growth and Settlement (SPP 3.0) sets out the principles and considerations that guide the development of new urban growth areas and settlements. Its objectives include promoting the growth and development of urban areas in response to the social and economic needs of communities, enhancing the quality of life in those communities, and creating an identifiable sense of place for each community.

The amendment is consistent with SPP 3.0 as the proposed Urban zoning will contribute to making the efficient use of under-utilised land and would support higher density residential development in a more accessible location adjacent to a high amenity foreshore area.

State Planning Policy 3.7 – Planning in Bushfire Prone Areas

State Planning Policy 3.7 – Planning in Bushfire Prone Areas (SPP 3.7) forms the foundation for land-use planning to address bushfire risk management in Western Australia. It is used to inform and guide decision-makers, referral authorities and proponents to achieve acceptable fire protection outcomes on planning proposals in bushfire-prone areas.

The Department of Fire and Emergency Services has reviewed a bushfire management plan prepared for the site and advises that it adequately considers how compliance with the bushfire protection criteria of the *Guidelines for Planning in Bushfire Prone Areas* can be achieved in subsequent planning stages. On this basis, the amendment is consistent with SPP 3.7.

Statutory Planning Context

Environment

The amendment area contains a number of remnant native trees, some of which are within the area intended to be developed. It is anticipated that consideration will be given to potentially retaining and protecting these remnant trees in the subsequent stages of the planning process.

Part of the amendment area (approximately 3,400 m²) is located within 50 metres of the Swan River which is classified as a Conservation Category Wetland (CCW). The Environmental Protection Authority *Guidance Statement 33 – Environmental Guidance for Planning and Development* recommends a minimum 50 metre buffer distance for wetlands which are to be protected. The need to provide an appropriate buffer to the CCW and to protect the significant environmental values of the Swan River can be appropriately addressed in the subsequent stages of the planning process.

Site Contamination

The land within the amendment area is registered as a potentially contaminated site pursuant to the requirements of the *Contaminated Sites Act 2003* (the CS Act), with a classification of "Possibly contaminated – investigation required". This classification of the site is a result of the dumping of fill on the site, which was contaminated with asbestos-containing material and polyfluoroalkyl substances.

The Department of Planning, Lands and Heritage has undertaken remediation works to remove contaminated fill from the amendment area and detailed site investigations to confirm that this land is capable of being developed for residential purposes. The detailed site investigations undertaken to date indicate it is likely that the site will be suitable for residential or commercial land uses, and that the contaminated site classification of the site can be updated to allow for this.

A mandatory auditor's report is currently being prepared for submission to the Department of Water and Environmental Regulation (DWER) to seek the reclassification of the site pursuant to the requirements of the CS Act, and it is anticipated that this process will be completed by mid-2023. On this basis, it is likely that any outstanding site contamination issues can be appropriately resolved prior to the finalisation of the amendment and the site being developed for residential and related purposes.

Urban Water Management

The DWER advises that there is no requirement for a district water management strategy to be prepared in support of the amendment.

Floodway and Flood Fringe

Part of the amendment area is located within the floodway and flood fringe of the Swan River. In this respect, part of the constructed extent of Hay Road which is located within the floodway, and part of the amendment area which is intended to be sold as a development site is located in the flood fringe. Draft SPP 2.9 and associated Guidelines provide appropriate guidance on how the risk of riverine flooding to development within flood fringe areas should be managed in the subsequent stages of the planning and development process.

Water and wastewater infrastructure

The Water Corporation advises that capacity exists in the nearby water and wastewater networks to service any future development within the amendment area, but that these networks will require significant upgrades and extensions to provide these services to future development within the amendment area. In this respect, these upgrades and will need to be further investigated by the proponent in the subsequent stages of the planning and development process, and that the proponent will need to fund any extensions or connection to these networks.

Swan Canning Development Control Area

The amendment area is located within the Swan Canning Development Control Area which was established under the *Swan and Canning Rivers Management Act 2006*. It is likely that the amendment area will be removed from this development control area in the future, should it be transferred to the Urban zone.

5 Aboriginal heritage

The *Aboriginal Heritage Act 1972* (AHA) is administered by the Department of Planning, Lands and Heritage and provides for the protection and preservation of Aboriginal heritage and culture throughout Western Australia, including places and objects that are of significance to Aboriginal people. Aboriginal sites and materials are protected whether or not they have been previously recorded or reported.

The process of rezoning or reservation of land in a region scheme is not in itself directly affected by the AHA. Proposed changes to land-use at MRS amendment stage are broad by nature and do not physically interfere with the land. Consideration of any protection that may be required is addressed more specifically at later stages of the planning process, typically being a local planning scheme amendment and when preparing a local structure plan.

Proponents of proposals are advised to familiarise themselves with the State's *Cultural Heritage Due Diligence Guidelines* (the Guidelines). These have been developed to assist proponents to identify any risks to Aboriginal heritage and to mitigate risk where heritage sites may be present. The Guidelines are available electronically at: https://www.wa.gov.au/system/files/2021-05/AH-Due-diligence-guidelines_0.pdf.

Nevertheless, in recognising the importance of having reliable Aboriginal information on land and the values attached to it, the WAPC and the Department of Planning, Lands and Heritage have entered into a Memorandum of Understanding with the South West Aboriginal Land and Sea Council (SWALSC) for the provision of Aboriginal consultative services. All MRS amendment proposals likely to be of interest to Aboriginal persons are referred to SWALSC for comment before being released for public submission. SWALSC is the recognised Native Title Representative Body for Western Australia's southwest region and as such is well placed to provide advice on Aboriginal heritage.

The amendment was not referred to SWALSC as part of preliminary investigations as it was not expected to impact on Aboriginal heritage values. However, the amendment will be referred to SWALSC during the formal advertising period.

6 Coordination of local and region scheme amendments

Under Section 126(3) of the *Planning and Development Act 2005*, the City of Belmont has the option of requesting the WAPC to concurrently rezone land being zoned Urban under the MRS to a "Development" zone (or similar) in its LPS 15.

The proponent has requested that LPS 15 be concurrently amended to rezone the amendment area to the "Development" zone. However, the City of Belmont advises this is not possible as LPS 15 does not contain a "Development" zone, and that it does not support the concurrent amendment of its LPS 15 as there is a need to undertake further planning for the site.

The WAPC will make a final decision on the concurrent amendment of LPS 15 at the close of the public submission period.

7 Substantiality

The *Planning and Development Act 2005* allows for amendments to the MRS to be processed as either "minor" or "major" amendments depending on whether they are

considered to constitute a substantial alteration to the MRS or not. *Development Control Policy 1.9 – Amendment to Region Schemes* sets out the criteria for deciding whether the major or minor process should be followed. In this regard, the amendment is proposed to be processed as a "minor" amendment as follows:

- The amendment is not complex, and its size and scale is not regionally significant and does not reflect a significant change to the strategic planning for the Metropolitan region.
- The amendment is broadly consistent with the intent of the *Central Sub-regional Planning Framework*.
- The amendment is not likely to result in significant impacts to the environmental values of the amendment area and the surrounding locality.
- The City of Belmont and key State Government agencies have not raised any matters which would prevent the initiation and advertising of the amendment.

8 Sustainability appraisal

The proposed Urban zoning will facilitate the development of part of the amendment area for residential and related purposes consistent with the intent of the *Central Sub-regional Planning Framework*, which addresses the sustainability of proposed urban development in general, and with the intent and objectives of SPP 2.0, draft SPP 2.9 and SPP 3.0.

9 Environmental Protection Authority advice

The proposed amendment was referred to the Environmental Protection Authority (EPA) for advice on whether environmental assessment would be required.

The EPA has advised that the proposed amendment does not require formal assessment under Part IV of the *Environmental Protection Act 1986*. A copy of the notice from the EPA is included at appendix A.

10 The amendment process

The procedures for amending the MRS are prescribed by the *Planning and Development Act 2005*. The amendment proposed in this report is being made under the provisions of section 57 of that Act.

In essence, the procedures for an amendment not constituting a substantial alteration to the MRS (often referred to as a minor amendment) involves:

- formulation of the amendment by the WAPC
- referral to the EPA for environmental assessment
- completion of an Environmental Review (if required) to EPA instructions
- public submissions being sought on the proposed amendment (including environmental review if required)
- consideration of submissions
- approval, with or without any modifications in response to submissions, or refusal to

- approve, by the Minister
- the amendment takes legal effect with Gazettal of the Minister's approval.

An explanation of this process entitled *The Metropolitan Region Scheme, what it is and how it is amended*, can be found in the front of this report.

11 Submissions on the amendment

The WAPC invites people to comment on this proposed amendment to the MRS.

The amendment will be advertised for public submissions for a period of 60 days from Friday 17 February 2023 to Friday 28 April 2023.

Copies of the amendments are available for public inspection at the:

- Western Australian Planning Commission, 140 William Street, Perth
- City of Belmont
- State Reference Library, Northbridge.

Online submissions are encouraged via: <https://consultation.dplh.wa.gov.au>.

Written submissions commenting on the amendment should be sent to:-

The Secretary
Western Australian Planning Commission
Locked Bag 2506
PERTH WA 6010

or by email to:-

RegionPlanningSchemes@dplh.wa.gov.au

and must be received by 5 pm Friday 28 April 2023.

All submissions received by the WAPC will be acknowledged.

For your convenience a submission form (form 57) is contained in this report (appendix E). Additional copies of the form are available from the display locations and the Department of Planning, Lands and Heritage website <https://www.dplh.wa.gov.au/mrs-amendments>.

You should be aware that calling for submissions is a public process and all submissions lodged will become public. All submissions are published and made available when the Minister has made a determination on the amendment. Advice of disclosure and access requirements are shown on side two of the submission form.

Before making your submission, it is recommended that you read the information in appendix D of this report regarding preparing a submission.

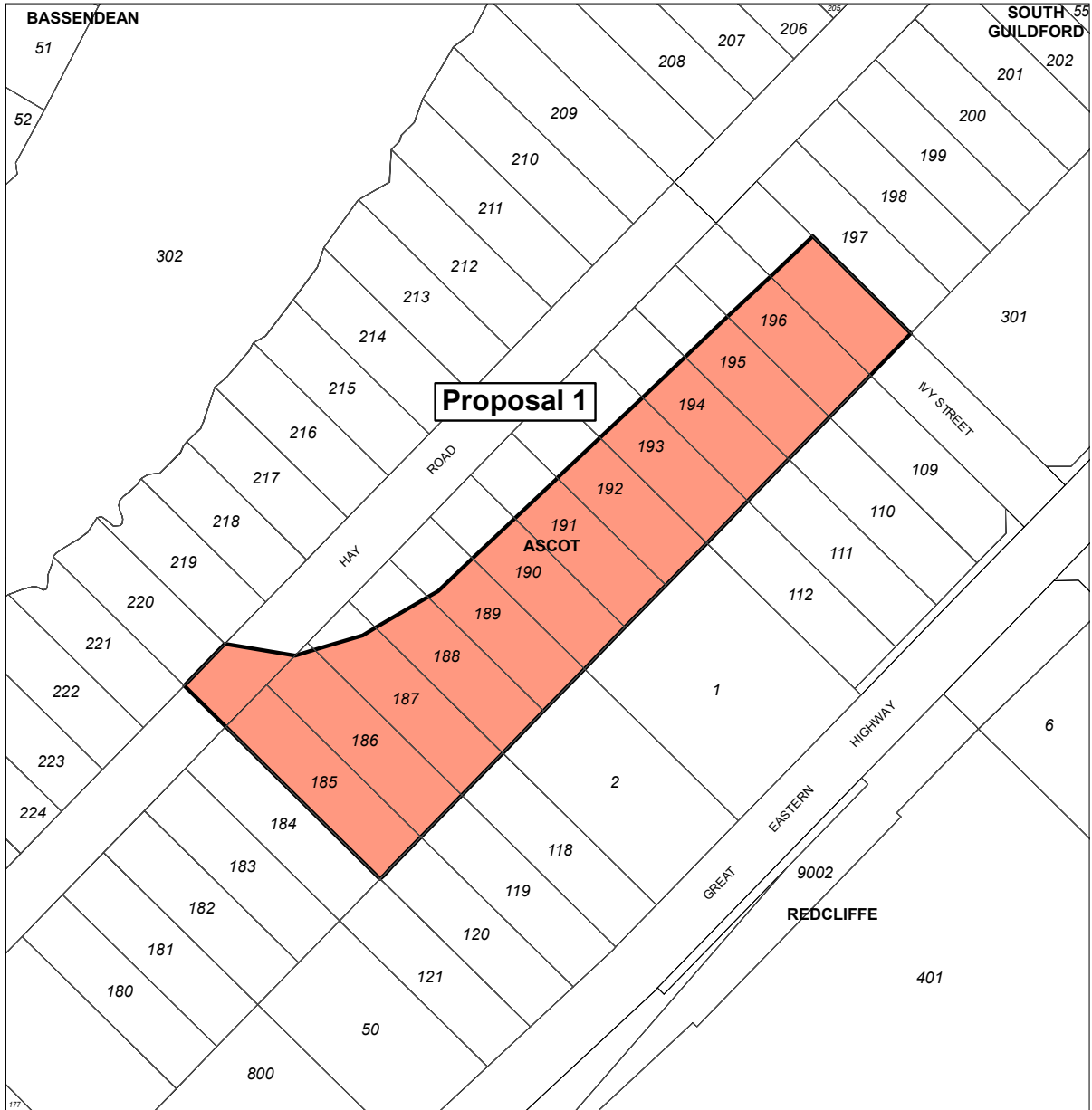
12 Modifications to the amendment

After considering any submissions received from Government agencies and the public, the WAPC may recommend that the Minister modify the amendment. The Minister may approve the amendment, with or without any modifications in response to submissions, or decline to approve.

13 Final outcome

The recommendations of the WAPC, including any modifications, along with the determination of the Minister, are published in a report on submissions. Anyone who has made a submission, along with affected landowners, will be notified of the outcome when the amendment is gazetted to give it legal effect.

MRS Amendment 1399/57
Hay Road, Ascot
Amending Figure
Proposal 1



**Hay Road, Ascot
Proposed minor amendment
as advertised**

26 October 2022

Proposal 1

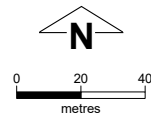
Proposed Amendment:

 Urban zone

Oracle reference no: 3648
Version number: 1



Date: 1/11/2022
Produced by Data Analytics, Department of Planning, Lands and Heritage, Perth WA
Base information supplied by Western Australian Land Information Authority SLIP 1180-2020-1



Appendix A
Notice of environmental assessment



Environmental Protection Authority

Ms Sam Fagan
Secretary
Western Australian Planning Commission
Locked Bag 2506
PERTH WA 6001

Your Ref: 833-2-15-16 Pt 1 (RLS/1050)
Our Ref: APP-000122
Enquiries: Liz Stewart, 6364 6468
Email: liz.stewart@dwer.wa.gov.au

Dear Ms Fagan

DECISION UNDER SECTION 48A(1)(a)
Environmental Protection Act 1986

SCHEME	Metropolitan Region Scheme Amendment 1399/57
LOCATION	Part Lots 185-196 Hay Road and part of the road reserves for Hay Road and Ivy Street, Ascot
RESPONSIBLE AUTHORITY	Western Australian Planning Commission
DECISION	Referral Examined, Preliminary Investigations and Inquiries Conducted. Scheme Amendment Not to be Assessed Under Part IV of the EP Act. No Advice Given. (Not Appealable)

Thank you for referring the above scheme to the Environmental Protection Authority (EPA).

After consideration of the information provided by you, the EPA considers that the proposed scheme should not be assessed under Part IV Division 3 of the *Environmental Protection Act 1986* (EP Act) but nevertheless provides the attached advice and recommendations. I have also attached a copy of the Chair's determination of the scheme.

Please note the following:

- For the purposes of Part IV of the EP Act, the scheme is defined as an assessed scheme. In relation to the implementation of the scheme, please note the requirements of Part IV Division 4 of the EP Act.
- There is no appeal right in respect of the EPA's decision to not assess the scheme.

Prime House, 8 Davidson Terrace Joondalup, Western Australia 6027.
Postal Address: Locked Bag 10, Joondalup DC, Western Australia 6919.

Telephone: (08) 6364 7000 | Facsimile: (08) 6364 7001 | Email: info.epa@dwer.wa.gov.au

A copy of the Chairs' determination, this letter and the attached advice and recommendations will be made available to the public via the EPA website.

Yours sincerely

A handwritten signature in blue ink, appearing to read 'M. Tonts', with a long horizontal flourish extending to the right.

Prof. Matthew Tonts
Chair of the Environmental Protection Authority

29 November 2022

Encl. Chair's Determination



Title: Metropolitan Regional Scheme (MRS) Amendment 1399/57

Location: Lots 185-196 Hay Road Ascot

Description: Amendment 1399/57 proposes to transfer approximately 1.53 hectares of land in Ascot, City of Belmont, from the Parks and Recreation reservation to the Urban zone.

Ref ID: APP-0000122

Date Received: 11/11/2022 **Date Sufficient Information Received:** 11/11/2022

Responsible Authority: Western Australian Planning Commission

Contact: Brett Pye

Preliminary Environmental Factors: Inland Waters and Terrestrial Environmental Quality.


Potential Significant Effects: Altering the hydrological regime and quality of water into the Swan River; impacts due to historical dumping of potentially contaminated matter.

Management: Potential impacts can be managed through future planning processes and requirements under the *Swan and Canning Rivers Management Act 2006* and the *Contaminated Sites Act 2003*.

Determination: **Referral Examined, Preliminary Investigations and Inquiries Conducted. Scheme Amendment Not to be Assessed Under Part IV of EP Act. No Advice Given. (Not Appealable).**

The Environmental Protection Authority (EPA) has carried out some investigations and inquiries before deciding not to assess this scheme. In deciding not to formally assess schemes, the EPA has determined that no further assessment is required by the EPA.

This Determination is not appealable.

Chair Initials: 

Date: 29 November 2022

Appendix B
**List of detail plans supporting
the amendment**

**Metropolitan Region Scheme
Amendment 1399/57**

Hay Road, Ascot

as advertised

Amending Plan 3.2800

Detail Plans

1.6237, 1.6263

Appendix C
**Your property and the
planning system - region schemes**

Your property and the planning system – region schemes

Rights to compensation in relation to reserved land

The Western Australian Planning Commission (WAPC) has statewide responsibility for planning how land in metropolitan and regional areas can be used and developed. It does this by reserving and zoning land for immediate and future development through region schemes and/or planning control areas.

Region schemes

The WAPC administers three region schemes which classify land into zones and reservations:

- Metropolitan Region Scheme
- Peel Region Scheme
- Greater Bunbury Region Scheme.

Zones are large areas identified for purposes such as industry (industrial zone) and residential (urban zone).

Reservations are required for public purposes such as schools, railways, major roads, and parks and recreation.

How do you amend a region scheme?

Schemes can be amended as regions grow and change. This process begins with the local government, landowner, State Government or WAPC making a request to amend a scheme. The WAPC considers the request and can either refuse or approve the initiation of an amendment.

The amendment process is lengthy and in general, takes between 12 to 24 months to complete and includes extensive consultation with landowners and the broader community. In some cases amendments are subject to assessment by the Environmental Protection Authority. Amendments can be classified as Major or Minor, in accordance with *Development Control Policy 1.9 – Amendment to Region Schemes*.

Planning Control Area

In some instances, the WAPC will use a planning control area (PCA) to protect land required for a particular purpose from development until it may be reserved in one of the region schemes. A PCA acts in a similar manner as a region scheme but can be applied as a temporary measure to enable an amendment to be progressed. This also provides affected landowners with rights to claim compensation while a decision is made to reserve land or not. A PCA is valid for up to five years.

This means the WAPC is the decision-making authority for any development applications on land within a PCA. A person must not commence and carry out development within the PCA area without the prior approval of the WAPC. There are penalties for failure to comply with this requirement.

The same compensation and alternative purchase rules apply as with a region scheme. However, if compensation is paid and the PCA or reservation is reduced or removed in the future, the compensation is repayable in whole or part upon the subsequent sale or subdivision of the property.

What if your land is proposed to be reserved?

The WAPC approaches landowners on land proposed to be reserved and invites them to comment through the amendment process.

The Government will ultimately acquire reserved land, but as the reservations are strategic and long-term requirements, the land can generally remain in private ownership until it is needed for the public purpose. Several options are available to the owners of reserved land:

- **Retain ownership of your property** and continue quiet enjoyment until it is needed for the public purpose. You may complete any development or subdivision approved prior to the reservation taking effect. Under non-conforming use rights, you may continue to use the property for the purpose for which it was legally being used immediately before the reservation came into effect.
- **Sell the property on the open market** to another person(s). The WAPC recognises that the reservation may make this difficult. Subject to acquisition priorities and the availability of funds, the WAPC would be willing to consider purchasing a reserved property if an owner is unable to achieve a private sale on the open market. This does affect your right to otherwise claim statutory compensation (outlined in the compensation section below).
- **Offer the property for sale** to the WAPC. Subject to acquisition priorities and the availability of funds, the WAPC would be willing to consider purchasing a reserved property. The WAPC purchases a property at its current market value, ignoring the impact of the reservation and proposed public purpose. The WAPC obtains two independent valuations to provide it with advice on the value of the property.

Am I entitled to claim compensation?

If your land is reserved in a region scheme or subject to a PCA and **you are the owner of the land when it was first reserved or the PCA was declared**, you may be able to make a claim for compensation for injurious affection if:

1. **Private Sale** – you sell the property on the open market at a reduced price (due to the effect of the reservation or PCA);
or
2. **Refused development** – the WAPC has either refused a development application over the property or approved it subject to conditions that are unacceptable to you.

What is injurious affection?

Injurious affection occurs when the value of a piece of land is affected by the application of a reservation or restriction for a public purpose.

How do I claim compensation?

1. Private sale

If you wish to sell your property on the open market at a reduced price (affected value), you will need to complete a *Notice of Intention to Sell* form, which is available online at www.dplh.wa.gov.au. The Department of Planning, Lands and Heritage will establish the extent of the reservation and forward the notice to the Board of Valuers.

The Board of Valuers will determine the value of the property as if there was no reservation or PCA (unaffected value). You may wish to attend the board's meeting to present any matters you believe are relevant to the value of your property.

Following the board's decision:

- The board will advise you of the unaffected value of the property.
- You pay the board's valuation fee to the department and you will be advised of the affected value of the property (as determined by the WAPC) – the minimum price for which you can sell the property and receive the full amount of compensation (the difference between the affected and unaffected values). The valuation fee is refundable upon the sale of the property and the payment of compensation.
- You then arrange the sale of the property (either privately or through an agent) – the sale price must not be less than the affected value.

You (and your agent) must inform prospective purchasers that you are selling the property at a reduced price and that you will be claiming compensation for injurious affection from the WAPC. You must also include a special condition in the offer and acceptance.

- After you sell the property, you can make a claim for compensation for injurious affection through the WAPC **within six months** of the property being sold (registered at Landgate).
- After the WAPC pays compensation, the WAPC will lodge a notification on the Certificate of Title to identify that it has paid compensation, which is only payable once.
- If the property does not sell within one year of the board's valuation, you may ask the board to revalue the property. The sale process is then repeated.
- Alternatively, you may wish to ask the WAPC to purchase the property, as you have been unable to sell it privately. The WAPC will purchase the property at its then fair market value (unaffected value).

2. Refused development

If the WAPC refused your development application or approved it subject to unacceptable conditions, you may make a claim for compensation for injurious affection **within six months** of the WAPC's decision.

The WAPC will either pay compensation or may elect to purchase the property instead of paying compensation. If the WAPC elects to purchase the property, it obtains valuations for the fair market value (unaffected value) as at the date of the election to purchase.

What is compulsory acquisition?

If land is required for a reservation and has not been previously acquired or compensation has been claimed, the Government may compulsorily acquire the property. The WAPC will obtain independent valuations and make an offer of compensation, in accordance with the *Land Administration Act 1997*.

How can I view a region scheme?

- online at www.dplh.wa.gov.au/your-property-and-region-schemes
- office of the WAPC and the Department of Planning, Lands and Heritage Level 2, 140 William Street, Perth
- any local government office.

The WAPC operates in accordance with the *Planning and Development Act 2005* and receives administrative support from the Department of Planning, Lands and Heritage.

This information is correct as at January 2019.

Appendix D
Preparing a submission

Preparing a submission

The WAPC welcomes comment on proposed amendments to the MRS from interested individuals, groups and organisations.

What is a submission?

A submission is a way to express your opinion and provide information. It is an opportunity to explain why the amendment should be supported, withdrawn or modified. Suggestions of alternative courses of action are also welcomed.

Making a submission is not the same as voting in an election. The number of submissions received for or against a proposal will not in itself determine the result. Rather, it is the reasoned argument of why a particular thing should or should not be done. Your submission will assist the WAPC in reviewing its planning proposal before proceeding. Advertised proposals are often modified in response to the public submission process.

What should I say?

Your comments should focus on the particular issues that arise from the proposed amendment. If there are a number of components in the amendment, please indicate exactly which ones you are addressing.

It is important that you state your point of view clearly and give reasons for your conclusions and recommendations. These may include an alternative approach or other ways for the WAPC to improve the amendment or make it more acceptable. Indicate the source of your information or argument where applicable.

If you prefer not to write your own comments, you may consider joining a group interested in making a submission on similar issues. Joint submissions can increase the pool of ideas and information.

Before lodging your submission

The WAPC prefers to receive submissions online at <https://consultation.dplh.wa.gov.au>, however, hardcopy submissions can also be accepted (form 57 – appendix E).

Please remember to complete all fields in the submission form including your name, contact details and whether you would like to attend a hearing. Please limit the number of attachments, where possible, ensuring they are directly relevant to the proposed amendment you are commenting on.

The closing date for submissions and how to lodge them is shown on form 57 and in the submissions on the amendment section of the amendment report.

Some amendments may be subject to an environmental review. Under these circumstances, the WAPC will forward a copy of any submission raising environmental issues to the EPA.

You should be aware that all submissions lodged with the WAPC are subject to regulations on disclosure and access, and your submission will become a public document.

Appendix E
Submission form for this amendment
(form 57)

DRAFT SUBMISSION – METROPOLITAN REGION SCHEME AMENDMENT 1399/57 – HAY ROAD, ASCOT

Development Area 9 Structure Plan

It is noted that the subject land is located within the 'Development Area 9' precinct under the City's Local Planning Scheme No. 15 (LPS 15). This land is presently reserved for 'Parks and Recreation' and falls within the Swan Canning Development Control Area. Therefore, the Structure Plan for the 'Development Area 9' precinct reflects this land as being subject to further investigation and planning.

This amendment proposal is to remove the 'Parks and Recreation' reservation and replace this with an 'Urban' zone to facilitate future development of this land. In order for this to occur, the City emphasises that the existing Development Area 9 Structure Plan requires modification to guide the future zoning, land use and development of this land in accordance with the City's Local Planning Scheme.

Coordination of Local and Region Scheme Amendments

Development Control Policy 1.9

Section 6 of the report outlines that the WAPC can concurrently rezone land proposed to be zoned 'Urban' under the MRS to a 'Development' zone or similar under a Local Planning Scheme.

Currently, LPS 15 does not contain a 'Development' or 'Urban Development' zone. It is noted that these zones cannot be introduced into the City's Scheme as part of this process as Section 7.1 of *Development Control Policy 1.9 – Amendment to Region Scheme* (DCP 1.9) precludes modifying the Scheme text under a concurrent amendment. Therefore, a proposed concurrent rezoning to a 'Development' or 'Urban Development' zone cannot be supported.

Further Planning and Investigation Required

As outlined above, the land has been identified as being subject to further planning and investigation under the Development Area 9 Structure Plan. Therefore, it is the City and community's expectation that this Structure Plan be amended to guide future zoning and development of this land.

If the City's Scheme were amended concurrently to the MRS Amendment, this would pre-empt the outcome of the Structure Plan, which is considered to be contrary to orderly and proper planning and undermines the role of strategic planning.

While it is noted that the proponents are in the process of lodging an amendment to the Development Area 9 Structure Plan, timeframes or the outcomes following assessment, public advertising, and consideration by Council are unknown at this stage. The Scheme also does not contain provisions for the structure plan to be implemented. Therefore, the City would need to progress a Local Planning Scheme Amendment at that time so that the Structure Plan provisions can be implemented.

In light of the above, the City does not support concurrent rezoning of the Local Planning Scheme with the MRS Amendment and considers the following steps are necessary to constitute orderly and proper planning:

1. Amend the Development Area 9 Structure Plan to guide the future zoning and development of the Amendment area.

2. Amend LPS 15 at the appropriate time to zone the Amendment area in accordance with the Structure Plan and include text allowing the provisions of the Structure Plan to be implemented.

State Planning Policy 2.10

It is noted that the pre-consultation version of the Amendment Report referenced State Planning Policy 2.10 – *Swan Canning River System and Floodway* which has been removed from the current Amendment Report. Due to the proximity of the land to the Swan Canning River System, inclusion within the associated Development Control Area and portions of the land being located within the floodway and flood fringe, the Amendment should be considered against this Policy.

Environment

Although not mentioned in the report, the City notes that a portion of the Amendment area is located within a 'Multiple Use' wetland. The Environmental Protection Authority (EPA) Guidance Statement 33 – *Environmental Guidance for Planning and Development* states the following with respect to Multiple Use wetlands:

“In the case of Multiple Use wetlands, the EPA urges that all reasonable measures are taken to retain the wetland’s hydrological functions (including on-site water infiltration and flood detention) and, where possible, other wetland functions.”

The Amendment report should address the above matter.

Site Contamination

Section 4 of the report states that a mandatory auditor’s report is currently being prepared for submission to the Department of Water and Environmental Regulation (DWER) by mid-2023 to seek reclassification of the site. It is concerning that instead of providing certainty, the report indicates that “it is likely” that any outstanding contamination issues can be appropriately resolved prior to the finalisation of the amendment and the site being developed for residential and related purposes.

While the City acknowledges that the Department of Planning Lands and Heritage has undertaken remediation works to remove contaminated fill from the Amendment area, it is recommended that the Amendment is only finalised when the mandatory auditor’s report has been prepared. This will ensure a level of certainty about whether the land can indeed be used for residential or commercial land uses, and disclose if the land is now free from contamination.

Swan and Canning Development Control Area

The ‘subject land’ is contained within the Swan Canning Development Control Area (DCA). The Report references that it is likely that the Amendment area will be removed from this DCA in the future, should it be transferred to the ‘Urban’ zone. This seems to suggest that the land may be excised from the DCA following completion of the Amendment.

The City supports the land being excised from the DCA, noting that it is disconnected from the River foreshore and the extension of Hay Road forms a boundary between the foreshore and the proposed ‘Urban’ zone.

As the process of excising the ‘subject land’ from the DCA is considered to be ancillary to the proposed Amendment, the WAPC is encouraged to undertake this process concurrently. If this does not occur, it may present a procedural encumbrance for future development.

Aboriginal Heritage

The 'Subject Land' is in close proximity to the Swan River. The significance of the Swan River to the local Aboriginal people is recognised, and the City supports consultation with the South West Aboriginal Land and Sea Council as part of the formal advertising period.

Amendment Clarification

It is proposed that this MRS Amendment be progressed as a 'minor' amendment.

It is acknowledged that the 'Subject Land' no longer has a direct connection with the Swan River or associated foreshore and, in turn, the Parks and Recreation reserve. Furthermore, a portion of the 'Subject Land' is currently enclosed by fencing and does not present as a publicly accessible Parks and Recreation reserve.

It is considered that the extension of Hay Road serves as a logical boundary between the foreshore reserve and the 'Urban' zone. Further, it is acknowledged that the land has been flagged for development, subject to further investigation and detailed planning, for approximately 16 years. This is when the land was identified as a Development Area in 2006, through its inclusion in Amendment 49 to the City's former Town Planning Scheme No. 14.

In light of the above and having reviewed the justification listed in the report and the considerations outlined in Section 4 of DCP 1.9, the City is supportive of the classification of the Amendment as minor.

General Comments

The first paragraph under the background section references the subject land as being located approximately eight kilometres north-west of the Perth Central Business District. This should be corrected to north-east.

12.2 Faulkner Civic Precinct - Ornamental Lakes Project Business Case

Voting Requirement	:	Simple Majority
Subject Index	:	N/A
Location/Property Index	:	Faulkner Park, Cloverdale
Application Index	:	N/A
Disclosure of any Interest	:	Nil
Previous Items	:	Nil
Applicant	:	N/A
Owner	:	N/A
Responsible Division	:	Infrastructure Services

Council role

Executive The substantial direction setting and oversight role of the Council eg adopting plans and reports, accepting tenders, directing operations, setting and amending budgets.

Purpose of report

The purpose of this report is to seek Council endorsement of the recommended option to deliver the renewal and upgrade works to the Ornamental Lakes (the Lakes) located within the Faulkner Civic Precinct.

Summary and key issues

- The Faulkner Civic Precinct, located in the heart of the City of Belmont, is the City's flagship location for civic and recreation facilities.
- The Ornamental Lakes project is the next stage of redevelopment within the Faulkner Civic Precinct Masterplan (the Masterplan).
- This project will seek to deliver the renewal of the existing infrastructure, as well as provide new and improved landscape elements that will integrate with the surrounding parkland features and newly refurbished The Glasshouse.
- The parklands surrounding the Lakes will benefit significantly from new activation and more notably, there is a need for high-quality park amenities for a Precinct of this significance.
- The Lakes were constructed in 1970, primarily as a stormwater attenuation basis and secondly, as an attractive park amenity feature within Faulkner Park.

- The Lakes have served their purpose for over 50 years; however, over time the surrounding infrastructure has continued to degrade and failed in multiple sections reducing the functional value of the asset.
- The aesthetic value has also degraded following a reduction in the Lake's ability to retain water in summer after groundwater top-up was ceased in 2010.
- Sediment build-up at the base of the Lakes has continued to impact the performance of the Lakes as a compensation basin and a solution to addressing these issues is required to move forward.
- To assist Council with determining a direction for this priority project, the project team has prepared a Business Case outlining three delivery options.
- The Business Case compares the strategic alignment, benefits and disbenefits, business needs, achievability of solution, risk, timeframe, cost, maintenance and operational impacts of the three options.
- This Business Case puts forward a recommendation to renew and upgrade the Lakes, considering its primary function as a stormwater drainage asset, that also seeks to improve on existing park features and to introduce new elements to increase activation within the overall Precinct.
- Option 1 – Water Conservation Option is the recommended option as it has the strongest benefits against the following:
 - Strategical Alignment
 - Business Needs
 - Achievability of Solution; and
 - Associated Risks.
- The full Business Case has been provided as Confidential Attachment 12.2.1. As several elements within the Business Case will impact procurement market outcomes, it has been provided as a confidential attachment.
- Should the recommended option be endorsed by Council, the project team will commence the Scope of Works identified in Section 5.1 of Confidential Attachment 12.2.1.
- If an alternative option is adopted, the project team will redefine the Scope of Works to accommodate the alternative option. This will impact the project timeline and deliverables.

Officer Recommendation

That Council endorse Option 1 – 'Water Conservation Approach' of the 'Faulkner Civic Precinct Ornamental Lakes Renewal Project Business Case' as the recommended option.

Officer Recommendation adopted en bloc by Absolute Majority - Refer to Resolution appearing at Item 12.

Location

The project site is located within Faulkner Park, Cloverdale and is bound by Alexander Road, Abernethy Road, Wright Street and Robinson Avenue as indicated in the Figure 1 below.



Figure 1: Faulkner Civic Precinct



Figure 2: Faulkner Civic Precinct - Ornamental Lakes Project Area

Consultation

Previous consultation that has been undertaken on renewal works for the Lakes includes:

- A presentation to the Standing Committee (Environment) on 24 June 2013 that presented seven options for the reconfiguration of the lake infrastructure;
- A presentation titled 'Faulkner Park Lakes Design Elements' at an Information Forum in 2014 that discussed the seven options in detail; and
- A presentation at an Information Forum in February 2023 that outlined the options detailed in this report and the Project Business Case.

Community engagement has not been undertaken on the options for renewal of the Lakes. It is proposed that this will form part of the next stage of the project and will include:

- Targeted engagement with key stakeholders, such as Department of Water and Environmental Regulation and Water Corporation; and
- Broad engagement with the wider City of Belmont community on park activation elements.

Strategic Community Plan implications

In accordance with the 2020 – 2040 Strategic Community Plan:

Goal 5: Responsible Belmont

Strategy: 5.2 Manage the City's assets and financial resources in a responsible manner and provide the best possible services for the community

To achieve an impact on Strategy 5.2 the project aims to renew aging infrastructure that is reaching the end of its useful life to ensure the City continues to provide the best possible amenity and service for the community in the Faulkner Civic Precinct.

Policy implications

Asset Management Policy

Adoption of this recommendation will ensure Council adheres to the following commitments outlined in the City's Asset Management Policy:

- All assets will be managed from a "whole of life" cycle perspective.
- Asset renewal and maintenance program requirements will be met prior to any new or additional assets being considered.
- Distribution of the renewal allocation for capital works is to reflect the level of service that each asset class provides to the community. The desired level of service will be reviewed over time with adjustment in response to customer survey results, technical analysis, along with budget affordability and sustainability.
- All capital expenditure will be judged on a life cycle cost approach with capital expenditure only being approved in conjunction with appropriate recurrent

expenditure budgets (maintenance and operations). Alternative options will be considered to deliver the desired level of service as specified in the Asset Management Plans via asset creation/acquisitions, upgrade, renewal or disposal.

- Capital works proposals will be evaluated and prioritised based on scheduled condition assessment surveys, infrastructure age and residual service life.
- Risk analysis at project initiation stages will be undertaken to mitigate future Council liability.

Statutory environment

There are no specific statutory requirements associated with the recommendations of this report.

Background

Since 1970, the Lakes have acted as a key drainage asset and attractive amenity feature at the centre of the Faulkner Civic Precinct. While the infrastructure has served its purpose well for the past 50 years, the structural integrity of the Lakes has deteriorated to a point of failure despite on-going remedial patch works. Additional sediment build-up at the base of the Lakes has continued to impact its performance as a key drainage asset in the City and Water Corporation's joint network.

The Faulkner Park Masterplan, developed in 2015, envisioned the conversion of the Lakes into a large public open grassed area with underground drainage storage; however, the Masterplan was not formally endorsed by Council and further assessments undertaken recommended this option not progress due to the significant cost and risk associated with undergrounding of the drainage infrastructure.

Remedial works were carried out to both the stone pitching and bridge in early 2020 at a cost of \$22,090 and \$83,992 respectively. While the remedial work to the bridge restored it to a substantially 'as new' condition, the remedial work to some of the pitching has produced a patchwork appearance. Additionally, while this work has addressed specific areas of pitching that have failed, further failure is inevitable as other sections of the pitching lose their structural integrity and the subgrade subsides. Continuing to treat the deterioration through regular repairs is impractical and would degrade the appearance of the Lakes further and ultimately lead to a catastrophic asset failure, which would result in potential safety hazards to the community.

The Lakes act as stormwater attenuation basins for the South Belmont Main Drain, connected via the Cloverdale Branch Drain and are considered a City asset. The hydrology of the Lakes is primarily driven by their connection to this drainage system, as well as rainfall and localised runoff during winter months. Historically (pre-2010) the summer water levels of the Lakes have been maintained via pumped groundwater from the superficial aquifer; however, due to the declining groundwater levels and irrigation allocation constraints, the practice is no longer considered appropriate, resulting in the Lakes drying out with degraded appearance. Further to this, the Lakes current

infrastructure is at the end of its useful asset life and does not meet current and future functional and amenity requirements.

Sediment build-up at the base of the Lakes has continued to impact performance as a compensation basin through reduced capacity and the ability to attenuate stormwater in-flow into the South Belmont Main Drain. The issue of sediment accumulation will need to be considered in any solution moving forward.

The project scope includes the design, documentation and construction of suitable drainage infrastructure to significantly upgrade the Lakes, as well as provide the necessary public park amenity to integrate with surrounding facilities and provide a welcoming recreational space for the community. A series of inclusions and exclusions have been included in the Business Case in detail as Section 3.1 of Confidential Attachment 12.2.1.

Officer comment

To determine the options available to progress the renewal of the Ornamental Lakes, a Project Business Case has been developed. The Business Case is a key document, prepared by the City's Project Manager and reviewed by the City's Project Sponsor, which seeks to establish and justify a recommended option to deliver the primary project objectives.

The Business Case explores three delivery options and puts forward a recommendation to renew and upgrade the Lakes, considering its primary function as a stormwater drainage asset. The recommended option seeks to improve on existing lake infrastructure and supporting park amenity on site and to introduce new elements as part of the overall development.

A series of options have been explored to determine the best approach to achieving the project objectives and meeting the needs of the community. These include:

- 1) Water conservation approach
- 2) Maintain static water levels
- 3) Do nothing (annual maintenance program)

These options are summarised from the Project Business Case below.

Option 1 – Water Conservation Approach (Recommended Option)

This approach aims to maintain the Lakes primary purpose as a stormwater asset and improve upon its existing functionality by utilising existing water pathways and native planting to create an ephemeral vegetation zone. The design intent will be to replicate natural hydrology through the retention and restoration of 'damp-lands' and the establishment of ephemeral water features through the site, thus transforming the ornamental feature into a natural waterway.

Key elements of focus will also include pedestrian connectivity to the site, view corridors, places for social cohesion and active wellness by redefining arrival spaces into the Lakes area and enhanced permeability through clear pedestrian connections across activity zones.

This approach presents an opportunity for the City to further investigate and improve upon the site’s safety features and address accessibility issues for all ages and demographics.

The approach seeks to improve upon supporting infrastructure to de-formalise the edge treatment by breaking up the areas of rock pitching, introduce new edge treatments by introducing terraces to improve interaction with the lake, and the introduction of a ‘Boardwalk’ to promote interaction with the lakes while not impacting the flora and fauna.

The Lakes will take on a more natural and native aesthetic due to a reduced static water level; however, will provide greater outcomes through improved water quality and natural filtration, improved parkland amenity and integration with the Lakes, encouragement of water sensitive urban design outcomes and improved visual appeal through a smaller static water area instead of a larger but more fluctuating water body.

Option 1 would deliver the following:

Benefits	Disbenefits
Strong strategic alignment	The lake will not maintain large static water levels as per previous design.
Environmentally friendly design	Transforming asset into an ecological feature will reduce the ornamental value.
Reduced water usage, responsible water management.	Some may prefer water feature approach of lakes, as opposed to natural vegetation.
Increased water quality.	Does not align with the Faulkner Park Masterplan (2015).
Community support for an environmental approach to water management.	
Potential to showcase recovery/restoration project with an ecological focus.	
Educational opportunity, outdoor learning.	
Improved habitat for fauna.	
Likely to be supported by Water Corporation and Department of Water and Environmental Regulation (DWER).	
Lower cost option for implementation and therefore additional funds available for parkland amenity upgrades.	

This is the recommended option in the Business Case due to:

- Strong strategic alignment, including environmental and sustainability outcomes.
- Lower cost associated with implementation versus Option 2 and greater amenity than Option 3.
- Scope and implementation is scalable to meet financial capacity based on the Long-Term Financial Plan.
- Lower risk option, both environmentally and operationally.

Refer to Section 4.1 of Confidential Attachment 12.2.1 for further details on Option 1.

Option 2 – Maintain Static Water Levels (Alternative Option)

This option represents a ‘like for like’ renewal scenario whilst retaining the existing lake configuration, with the intention to maintain the static water levels year-round. Both lakes will need to be excavated to their Water Corporation original volumes to maintain adequate storm water retention functionality and to accommodate a new 500mm clay liner in the large lake.

Analysis of the water balance indicates the large lake will naturally run dry by the end of February and therefore will need to be supplemented with approximately 4,700 kL of additional water to maintain a desired aesthetic quality. A high-level review of water source opportunities was undertaken to consider available options including practical considerations, regulatory and governance considerations, indicative costs, and risk factors. The three water source options identified in the Business Case include:

- Water Source Option A – Groundwater savings via efficiency improvements;
- Water Source Option B – Aquifer recharge with stormwater redirection;
- Water Source Option C – Recycled wastewater using advanced treatment;

Initial investigations identified that all three options are likely to impact the City’s status as a Waterwise Council and/or risk contravening governing legislation when it relates to water use in parklands. The City will be required to heavily engage DWER and Water Corporation to seek approval for these options, with the chance of gaining approval deemed highly unlikely. A detailed comparison of the three water sources is outlined in Section 4.2.1 of Confidential Attachment 12.2.1.

Option 2 would deliver the following:

Benefits	Disbenefits
The lake will maintain static water levels year-round.	Does not align with the Faulkner Park Masterplan (2015)
Existing hydrological function will be maintained.	Likely not supported by Water Corporation and/or DWER
Increase in water quality throughout the year from current status.	Environmental impacts due to increased water usage for an aesthetic outcome.
Ecological function re-established, habitat for fauna that thrives with a fixed water body.	Use of water source to top up lakes not environmentally friendly.

Benefits	Disbenefits
Moderate strategic alignment.	Community and reputational impact on implementing a non-waterwise solution.
	Concerns around impact as a WaterWise Council and WaterWise status
	Significant cost associated with implementation and ongoing operations
	Reduced amenity for surrounding areas if irrigation was reallocated.
	Potential issues around failure of water source infrastructure impacting water levels.

This is not a recommended option in the Business Case due to:

- Implementation costs and associated on-going maintenance costs are considerably higher than Option 1.
- Protracted timeframes to investigate the feasibility of the options.
- Potential reputational impact (environmental impacts).
- High risk profile and unknown feasibility, some water source options are untested in WA market.
- Approvals required from State agencies are unlikely to be achieved due to a shift in environmental and sustainability approach with regards to water bodies in parklands.

Refer to Section 4.2 of Confidential Attachment 12.2.1 for further details on Option 2.

Option 3 – Do Nothing (Annual Maintenance Program)

This option represents a ‘do-nothing’ approach, deferring any action until the asset reaches a critical state. As part of this option, the City would continue to undertake remedial work associated with failing areas of stone pitching.

The City will develop an Asset Renewal Plan that will detail out the costs and timeframes for the renewal of the existing infrastructure. Selection of this option will terminate the status of this project as a Major Project and it will be handed-over to form part of the renewal program within the Capital Works Program.

Option 3 would deliver the following:

Benefits	Disbenefits
Lowest cost option in the short term.	Poor strategic alignment
Resources can be reallocated to other projects.	Water quality will not be improved.

Lakes can be considered alongside the broader Masterplan identified for future review.	Reduced amenity (patched stone pitching, dry/bare lakes at certain times of the year).
Current hydrological and ecological function is maintained.	Improved hydrological function will not be achieved.
	Fauna habitat will not be improved.
	Safety concerns regarding failing asset.
	Costs will escalate over time if the asset deteriorates further and remedial work is required to ensure safe access around the lakes for park users.





This is not a recommended option in the Business Case due to:

- Lack of strategic alignment.
- Deteriorating water quality not being addressed.
- Missed opportunity for enhanced activation and improved fauna habitat.
- Moderate risk profile, reactive work to failing asset could present a safety and reputational risk

Refer to Section 4.3 of Confidential Attachment 12.2.1 for further details on Option 3.

Option Summary and Recommendation

The Business Case assessed each option in detail and utilised the following matrix to compare the options identified.

Legend	
	Very weak strategic alignment / Does not meet business needs / Project solution is very difficult to achieve / Carries very challenging project related risks due to varying uncertainties and complexities
	Weak strategic alignment / Nearly meets business needs / Project solution is difficult to achieve / Carries various project related risks with some contentious
	Strategically aligned / Meets business needs / Project solution is neither difficult nor easy to achieve / Carries neither difficult nor easy project related risks
	Strong alignment with strategic goals / Exceeds business needs / Project solution is easy to achieve / Carries mostly low and manageable project related risks

The following table uses the matrix above, combined with scheduling and financial considerations to determine a ranking.

Criteria	Option 1	Option 2	Option 3
Strategic Alignment	●●	●	●
Meets Business Needs	●	●	●
Achievability of Solution	●	●	●●
Risk	●	●	●
Design Development and Documentation Timeframe	6 - 10 Months	12 - 20 Months	N/A
Construction and close-out Timeframe (Defects Liability Period not included)	10 - 13 Months	10 - 13 Months	N/A
Capital Expense*	\$3.48 Million	\$5.45 Million	\$0
Maintenance per annum (1.5%)*	\$52,200	\$81,750	\$19,500
Plant operating costs per annum*	\$0	\$66,000	\$0
Renewal per annum (2%)*	\$69,600	\$109,000	\$0
Ranking	1	2	3

*Estimates only, full costings will be developed through the next stage of the design process.

Option 1 – Water Conservation Approach is the recommended option for the following reasons:

- **Strategical alignment:** Option 1 has strong alignment with three goals listed in the City’s Strategic Community Plan and Corporate Business Plan including strong alignment to the City’s Public Open Space Strategy.
- **Meets Business Needs:** Option 1 fundamentally addresses the need to replace the asset-infrastructure that has reached the end of its service life.
- **Achievability of Solution:** the Water Conservation Approach can be delivered in stages or all as one and is sufficiently versatile to be delivered within challenging market conditions.
- **Associated Risks:** Option 1 carries neither difficult nor easy project related risks, all of which will be manage in accordance with the City’s project management and risk management systems. Option 2, with its complexities, carries a broader range of project related risks due to elements of uncertainty.

Financial implications

Sufficient budget exists within the 2022-2023 Annual Budget to undertake the recommendation in this report up to Issue for Tender status. Funding requests beyond this point will be considered as part of a future annual budget process.

In relation to the potential implementation costs associated with the options proposed within the Business Case, while more accurate costings will be provided as the project progresses, the following estimates have been provided:

- Option 1 – Water conservation approach – \$3.48m
- Option 2 – Maintain static water levels – \$5.45m
- Option 3 – Do nothing – \$298,389 over 10 years (maintenance only)

As the principal driver for this project is deterioration of the existing lake infrastructure and a need to ensure long term performance as a compensation basin, there exists a sound case for funding the project as capital renewal utilising municipal funds.

An indicative amount of \$3.4m has been approved in the Long Term Financial Plan for the delivery of this project in 2026-2027. Due to the critical nature of the failing infrastructure and the escalation of market costs combined with savings identified and placed in reserve at the end of 2021-2022, the City is proposing to bring this funding forward to 2024-2025 with a capital increase to \$4m.

A full estimated budget breakdown of each option is outlined in Section 4 of Confidential Attachment 12.2.1.

Environmental implications

If the project was to not proceed, key environmental and drainage infrastructure will continue to degrade and fail. The recommended option provides the strongest alignment to strategic environmental outcomes set out in the Strategic Community Plan and Public Open Space Strategy.

If an alternative option to the recommendation was endorsed by Council, there is significant risk identified with pursuing options not aligned to the City and State Government’s strategic environmental outcomes. Particularly, when consideration is given to options that threaten the City’s WaterWise Council status.

Social implications

If the project was to not proceed and key environmental and drainage infrastructure continued to fail, the City would need to restrict access to various park facilities within the project area to ensure risk mitigation measures are in place for the community’s safety. This would have a detrimental impact on the amenity of Faulkner Park and in particular the attraction of the Ornamental Lakes.

Attachment details

Attachment No and title	
1.	CONFIDENTIAL REDACTED - Faulkner Civic Precinct Ornamental Lakes Project Business Case (Confidential matter in accordance with Local Government Act 1995 section (5.23(2)(e)(ii)) [12.2.1 - 45 pages]

12.3 Tender 14/2022 - Supply, Installation and Maintenance of Bores and Pumps

Voting Requirement	:	Simple Majority
Subject Index	:	114/2022-14
Location/Property Index	:	N/A
Application Index	:	N/A
Disclosure of any Interest	:	Nil
Previous Items	:	N/A
Applicant	:	N/A
Owner	:	N/A
Responsible Division	:	Infrastructure Services

Council role

Executive The substantial direction setting and oversight role of the Council eg adopting plans and reports, accepting tenders, directing operations, setting and amending budgets.

Purpose of report

To seek Council's approval to award Tender 14/2022 – Supply, Installation and Maintenance of Bores and Pumps.

Summary and key issues

This report outlines the process undertaken to invite and evaluate the tenders received for Tender 14/2022 – Supply, Installation and Maintenance of Bores and Pumps and includes a recommendation to award the tender to Hydroquip Pumps & Irrigation in accordance with the requirements of the *Local Government Act 1995*.

The work required under this contract includes pump servicing, underwater servicing requiring qualified divers, supply and installation of pumps, bore maintenance, supplying service reports at completion of maintenance, water analysis, flow and pressure testing and monitoring the ground water depth.

Officer Recommendation

That Council:

1. Accepts the tender submitted by Hydroquip Pumps & Irrigation for the Supply, Installation and Maintenance of Bores and Pumps as specified and in accordance with the schedule of rates provided as the most advantageous solution; and
2. Awards the contract to Hydroquip Pumps & Irrigation for a period of three years commencing 1 April 2023.

Officer Recommendation adopted en bloc by Absolute Majority - Refer to Resolution appearing at Item 12.

Location

Not applicable.

Consultation

There has been no specific consultation undertaken in respect to this matter.

Strategic Community Plan implications

In accordance with the 2020 – 2040 Strategic Community Plan:

Goal 3: Natural Belmont

Strategy: 3.5 Promote energy and water efficiency, renewable energy sources, and reduce emissions and waste

Goal 5: Responsible Belmont

Strategy: 5.2 Manage the City's assets and financial resources in a responsible manner and provide the best possible services for the community.

Policy implications

29 – Purchasing

This policy aims to deliver a high level of accountability whilst providing a flexible, efficient and effective procurement framework.

The process associated with this tender was undertaken in accordance with policy requirements, therefore there are no policy implications.

Statutory environment

This issue is governed in the main by the *Local Government Act 1995*, in particular Section 3.57 which states:

'3.57. Tenders for providing goods or services

- (1) A local government is required to invite tenders before it enters into a contract of a prescribed kind under which another person is to supply goods or services
- (2) Regulations may make provision about tenders.'

and

Local Government (Functions and General) Regulations 1996 Regulation 11(1) which states:

'11. When tenders have to be publicly invited

- (1) Tenders are to be publicly invited according to the requirements of this Division before a local government enters into a contract for another person to supply goods or services if the consideration under the contract is, or is expected to be, more, or worth more, than \$250,000 unless subregulation (2) states otherwise.'

Background

An invitation to tender for the Supply, Installation and Maintenance of Bores and Pumps was advertised in the *West Australian* on Saturday, 26 November 2022, and closed on Tuesday 13 December 2022 at 2pm.

Seven prospective tenderers downloaded the tender documents from the City's eTendering portal and two responses were received from:

- Hydroquip Pumps & Irrigation
- Nutrien Water.

Report

The evaluation panel consisted of the Coordinator Parks, Irrigation Supervisor and Coordinator Procurement.

Each panel member signed a Declaration of Confidentiality and Impartiality form confirming that they have no known conflict of interest to disclose. The Coordinator Procurement facilitated the evaluation process and ensured the correct processes were adhered to.

The responses received were assessed on the selection criteria included with the invitation to tender, being:

	Criteria	Weighting
1	Experience	20%
2	Company Capacity	25%
3	Methodology	10%
4	Safety	15%
5	Price	30%
	TOTAL	100%

Confidential Attachment 12.3.1 – Evaluation Matrix shows that Hydroquip Pumps & Irrigation (Hydroquip) achieved the highest score and is the recommended supplier. Hydroquip has extensive local government experience and several of their staff hold a commercial diver’s licence so that works involving underwater pumps can be performed in-house. They have demonstrated that they have the processes and procedures to ensure the works are undertaken in a safe manner and the City will establish appropriate contract management processes so that works are completed on schedule and invoiced correctly.

Financial implications

Confidential Attachment 12.3.2 – Price Schedule details the rates submitted by all tenderers. There is a variance in the prices tendered for the service charges in Table 1 as Nutrien has included basic replacement parts in their fee. For the purpose of cost comparison, an estimated cost for standard parts was added to the service charge tendered by Hydroquip and a price score was calculated using this together with the rates tenders in Tables 2-5.

The average annual expenditure within this contract over the last three financial years is \$292,191 (ex GST). Rates have increased by an average of 30% due to increased costs from the pump manufacturers. The 2022-2023 budget allows for expenditure with the various Parks Maintenance accounts. The rates are subject to annual CPI adjustments.

Environmental implications

The City has a groundwater licence allocation of 7,500 kL per hectare of public open space per year and seeks to improve water efficiency in groundwater consumption.

Ensuring that the bores and pumps are maintained in good working order helps to ensure this objective is achieved. With the pumps working at optimum level energy consumption is also reduced.

Social implications

There are no social implications associated with this report.

Attachment details

Attachment No and title	
1.	CONFIDENTIAL REDACTED - CONFIDENTIAL - Tender 14-2022 - Evaluation Scorecard (Confidential matter in accordance with Local Government Act 1995 section (5.23(2)(c)(e)) [12.3.1 - 1 page]
2.	CONFIDENTIAL REDACTED - CONFIDENTIAL - Tender 14-2022 - Price Schedule (Confidential matter in accordance with Local Government Act 1995 section (5.23(2)(c)(e)) [12.3.2 - 6 pages]

12.4 Internal Audit Report

Voting Requirement	:	Simple Majority
Subject Index	:	19/006
Location/Property Index	:	N/A
Application Index	:	N/A
Disclosure of any Interest	:	N/A
Previous Items	:	N/A
Applicant	:	N/A
Owner	:	N/A
Responsible Division	:	Executive Services

Council role

Executive The substantial direction setting and oversight role of the Council eg adopting plans and reports, accepting tenders, directing operations, setting and amending budgets.

Purpose of report

To submit two completed internal audit reports to Council. These audits have been completed in accordance with the Council approved 2022-2023 annual internal audit plan.

Summary and key issues

Summary internal audit report findings for the two audits follow. The consequence levels of not implementing mitigating controls are major / moderate.

Corporate and Governance Division – Procurement and Expenditure Cycle.

1. One officer could raise and approve purchase requisitions and receipt goods.
2. Checks to be performed by the Procurement Administrator prior to release of purchase orders were not detailed in Business Management System documentation.
3. Procurement systems automated reporting could be improved and reports checked.
4. Old manual purchase order books were not checked for improper use.

Executive Services Division – WHS Legislation Compliance.

1. Risk registers could be used to rate migration risks to comply with the new *Work Health and Safety Act 2020*, and the new ISO 45001 Occupational Health & Safety Management System Standard.

2. WHS documentation requires review to ensure consistency with the new act and standard.
3. Incident reporting and investigation could be further automated.

Committee Recommendation

That Council:

1. Receives the report (Confidential Attachment 12.4.1) titled “Internal Audit – Procurement and Expenditure Cycle”; and
2. Receives the report (Confidential Attachment 12.4.2) titled “Internal Audit – WHS Legislation Compliance”.
3. Notes the City of Belmont management comments in Confidential Attachments 12.4.1 and 12.4.2 and actions to be undertaken in response to the internal audit findings.

Committee Recommendation adopted en bloc by Absolute Majority - Refer to Resolution appearing at Item 12.

Location

Not applicable.

Consultation

Internal audit reports were reviewed by staff, managers, directors, and the CEO before being issued for action.

This ensures collective agreement on findings, recommendations, and management actions.

Strategic Community Plan implications

In accordance with the 2020 – 2040 Strategic Community Plan:

Goal 5: Responsible Belmont

Strategy: 5.2 Manage the City's assets and financial resources in a responsible manner and provide the best possible services for the community

Policy implications

There are no policy implications associated with this report.

Statutory environment

Local Government Act 1995

7.1A. Audit committee

(1) A local government is to establish an audit committee of 3 or more persons to exercise the powers and discharge the duties conferred on it.

Local Government (Audit) Regulations 1996

16. Functions of audit committee

An audit committee has the following functions —

- (a) to guide and assist the local government in carrying out —
 - (i) its functions under Part 6 of the Act; and
 - (ii) its functions relating to other audits and other matters related to financial management.
- (b) to guide and assist the local government in carrying out the local government's functions in relation to audits conducted under Part 7 of the Act;
- (c) to review a report given to it by the CEO under regulation 17(3) (the CEO's report) and is to —
 - (i) report to the council the results of that review; and
 - (ii) give a copy of the CEO's report to the council.
- (d) to monitor and advise the CEO when the CEO is carrying out functions in relation to a review under —
 - (i) regulation 17(1); and
 - (ii) the *Local Government (Financial Management) Regulations 1996* regulation 5(2)(c);
- (e) to support the auditor of the local government to conduct an audit and carry out the auditor's other duties under the Act in respect of the local government;
- (f) to oversee the implementation of any action that the local government —
 - (i) is required to take by section 7.12A(3); and
 - (ii) has stated it has taken or intends to take in a report prepared under section 7.12A(4)(a); and
 - (iii) has accepted should be taken following receipt of a report of a review conducted under regulation 17(1); and

- (iv) has accepted should be taken following receipt of a report of a review conducted under the *Local Government (Financial Management) Regulations 1996* regulation 5(2)(c);
- (g) to perform any other function conferred on the audit committee by these regulations or another written law.

[Regulation 16 inserted: Gazette 26 Jun 2018 p. 2386-7.]

17. CEO to review certain systems and procedures

- (1) The CEO is to review the appropriateness and effectiveness of a local government's systems and procedures in relation to —
 - (a) risk management; and
 - (b) internal control; and
 - (c) legislative compliance.
- (2) The review may relate to any or all of the matters referred to in sub regulation (1)(a), (b) and (c), but each of those matters is to be the subject of a review not less than once in every 3 financial years.
- (3) The CEO is to report to the audit committee the results of that review.

[Regulation 17 inserted: Gazette 8 Feb 2013 p. 868;

amended: Gazette 26 Jun 2018 p. 2387.]

Local Government (Financial Management) Regulations 1996

5(2) CEO's duties as to financial management

- (c) undertake reviews of the appropriateness and effectiveness of the financial management systems and procedures of the local government regularly (and not less than once in every 3 financial years) and report to the local government the results of those reviews.

Background

The internal audit function operates in accordance with Council approved Terms of Reference (TOR) and Council approved annual internal audit plans.

The TOR requires the Internal Auditor to be functionally accountable to the CEO and Council via the Standing Committee (Audit and Risk).

The TOR also requires final engagement audit reports be issued to the CEO and Council via the Standing Committee (Audit and Risk) as directed.

Report

Corporate and Governance Division – Procurement and Expenditure Cycle.

(Confidential Attachment 12.4.1)

The internal audit objectives were to ensure procurement risks including fraud risk were controlled e.g. review authorisation controls, segregation of duties controls and control reports.

The conclusion is that segregation of duties controls could be improved, i.e. need separate officers to raise and approve requisitions.

Internal Audit findings and management responses were:

1. One officer could raise and approve purchase requisitions and receipt goods.
 - Management advised the Finance One system functionality which allowed one officer to raise and approve a purchase requisition was disabled on 3 January 2023. The system now requires two separate officers to raise and approve requisitions. The approving officer is limited by financial delegation.
 - System Procedure 16 – Procurement, to be updated to reflect requirements.
2. Checks to be performed by the Procurement Administrator prior to release of purchase orders were not detailed in Business Management System documentation.
 - Management advised System Procedure 16 – Procurement will be updated to include checks and training will also be utilised to enforce the checks.
3. Procurement systems automated reporting could be improved and reports checked.
 - Management advised Purchase Orders not raised for invoices received – will investigate if report can be created for invoice payments without PO's.
 - Changes to purchase/requisition authorisation limits loaded onto Finance One - report exists and is run on a monthly basis. Will ensure report is reviewed and signed by the Systems Accountant monthly and the Finance Manager every quarter.
4. Old manual purchase order books were not checked for improper use.
 - Management advised all manual purchase order books have been returned to Administration with the intention of them being destroyed.

The above findings, recommendations and management responses have been entered into Audit Logs for tabling at Standing Committee (Audit and Risk) meetings until closed out.

Executive Services Division – WHS Legislation Compliance.

(Confidential Attachment 12.4.2)

The internal audit objectives were to collaborate with the Manager WHS and agree forward plans ensure the City complies with the new *Work Health & Safety Act 2020*, *Work Health & Safety (General) Regulations 2022* and the new ISO 45001 Occupational Health & Safety Management System (OHSMS) requirements before their respective transitional deadlines.

The conclusion is the Manager WHS has substantial plans in place to ensure compliance with the new act and standard.

Internal Audit findings and management responses were:

1. Risk registers could be used to rate migration risks to comply with the new *Work Health and Safety Act 2020*, and the new ISO 45001 Occupational Health & Safety Management System Standard.
 - Management advised risk registers will be completed.
2. WHS documentation requires review to ensure consistency with the new act and standard.
 - Management advised documentation will be reviewed.
3. Incident reporting and investigation could be further automated.
 - Management advised opportunities to gain efficiencies through systems automation will be assessed.

The above findings, recommendations and management responses have been entered into Audit Logs for tabling at Standing Committee (Audit and Risk) meetings until closed out.

Financial implications

There are no financial implications evident at this time.

Environmental implications

There are no environmental implications associated with this report.

Social implications

There are no social implications associated with this report.

Attachment details

Attachment No and title	
1.	CONFIDENTIAL REDACTED - Internal Audit Report - Procurement and Expenditure Cycle (Confidential matter in accordance with Local Government Act 1995 section 5.23(2)(h)) [12.4.1 - 5 pages]
2.	CONFIDENTIAL REDACTED - Internal Audit Report - WHS Legislation Compliance (Confidential matter in accordance with Local Government Act 1995 section 5.23(2)(h)) [12.4.2 - 5 pages]

12.5 Appointment of Western Australian Electoral Commission to Conduct City of Belmont Elections by Postal Vote Method

Voting Requirement	: Absolute Majority
Subject Index	: 44/021 Local Government Ordinary Elections 2023
Location/Property Index	: N/A
Application Index	: N/A
Disclosure of any Interest	: Nil
Previous Items	: OCM 23 February 2021 - Item 12.6
Applicant	: N/A
Owner	: N/A
Responsible Division	: Corporate and Governance

Council role

Executive The substantial direction setting and oversight role of the Council eg adopting plans and reports, accepting tenders, directing operations, setting and amending budgets.

Purpose of report

To confirm Council's intention to appoint the Western Australian Electoral Commission (WAEC) to conduct the 2023 Local Government Ordinary Election on behalf of the City of Belmont by way of postal vote.

Summary and key issues

City of Belmont local government elections have been conducted by the WAEC since 1997, using the postal voting method. Postal elections allow for greater community participation and an appropriate separation of the roles between the City's administration and election process.

Officer Recommendation

That Council:

1. In accordance with section 4.20(4) of the *Local Government Act 1995*, declare the Western Australian Electoral Commissioner to be responsible for the conduct of the 2023 Local Government Ordinary Elections together with any other elections or polls which may be required.
2. In accordance with section 4.61(2) of the *Local Government Act 1995*, declare that the method of conducting all City of Belmont Elections will be by the postal voting method using the Australia Post Priority Service for the lodgment of the election packages.

Officer Recommendation adopted en bloc by Absolute Majority - Refer to Resolution appearing at Item 12.

Location

Not applicable.

Consultation

A letter has been received from the WAEC (Attachment 12.5.1) notifying of the cost estimate to conduct the 2023 Local Government Elections by the postal method and providing written agreement to be responsible for the conduct of the ordinary elections in 2023, as required by the *Local Government Act 1995*.

Strategic Community Plan implications

In accordance with the 2020 – 2040 Strategic Community Plan:

Goal 5: Responsible Belmont

Strategy: 5.6 Deliver effective, fair and transparent leadership and decision-making, reflective of community needs and aspirations

Policy implications

There are no policy implications associated with this report.

Statutory environment

Section 4.20(4) of the *Local Government Act 1995* states:

- (4) A local government may, having first obtained the written agreement of the Electoral Commissioner, declare* the Electoral Commissioner to be responsible for the conduct of an election, or all elections conducted within a particular period of time, and, if such a declaration is made, the Electoral Commissioner is to appoint a person to be the returning officer of the local government for the election or elections.

* Absolute majority required.

Section 4.61(2) of the *Local Government Act 1995* states:

- (2) The local government may decide* to conduct the election as a postal election.

* Absolute majority required.

Background

The City may appoint a person other than the Chief Executive Officer to be the Returning Officer of the Local Government for elections or may, having first obtained the written agreement of the WAEC, declare the Electoral Commissioner to be responsible for elections and the Electoral Commissioner may then appoint a suitable person to be the Returning Officer.

In 2021, the WAEC conducted postal elections on behalf of 98 Western Australian Local Governments. The City of Belmont elector participation rate for the 2021 election was 28.8%, slightly up from 28.5% in 2019.

Report

The City of Belmont received a letter dated 9 February 2023 from the Electoral Commissioner, giving “agreement to be responsible for the conduct of the ordinary elections in 2023 for the City of Belmont in accordance with section 4.20(4) of the *Local Government Act 1995*, together with any other elections or polls that may be required”.

This agreement is subject to the proviso that the election is undertaken by the Western Australian Electoral Commission by postal vote.

Having obtained written agreement, the City may declare the WAEC responsible for the conduct of the 2023 Local Government Ordinary Election to be held on

21 October 2023.

As requested by the Minister of Local Government and resolved by Council at its 25 October 2022 Ordinary Council Meeting, the Mayoral Election will now be part of the election process conducted by the WAEC using the postal voting method.

To ensure that the maximum number of ballot papers are received by the close of polling, it is proposed to utilise the priority post service for the return of packages.

A flowchart outlining the statutory election timeframes has been drafted and will be available when the *Local Government Amendment Bill 2023* comes into effect and the *Local Government Act 1995* and associated regulations are amended. The amendments include changes to the dates for the close of enrolments to vote, and the nomination period.

Financial implications

The appointment of the WAEC to conduct local government elections on behalf of the City will result in the City being liable to pay the WAEC's costs to conduct the election on a full cost recovery basis.

The total paid to the WAEC to conduct the 2021 ordinary elections by postal ballot was \$104,811.35 including GST.

The WAEC has provided an estimated cost for the 2023 election if conducted as a postal ballot to be \$146,000 including GST. This is based on the following assumptions:

- 27,650 electors
- response rate of approximately 30%
- four vacancies (includes the election of the mayor)
- count to be conducted at the offices of the City of Belmont
- appointment of a local Returning Officer
- regular Australia Post delivery service to apply for the lodgment of the election packages.

To ensure that the maximum number of ballot papers are received by the close of polling, it is proposed that Council utilises the Australia Post Priority Service for the return of packages. This is estimated to cost an additional \$5,950 including GST.

The total cost for the 2023 local government elections will be approximately \$151,950 including GST (\$138,136 excluding GST).

The City provides for the expenditure annually by allocating funds to its Election Expenses Reserve with the balance at 30 June 2022 being \$77,514.

Subsequent to interest income, end of financial year reserve transfers included in the 2022–2023 Budget, and an additional transfer included in the March Budget Review, the balance of the Election Expenses Reserve at 30 June 2023 is expected to be approximately \$140,000.

Environmental implications

There are no environmental implications associated with this report.

Social implications

There are no social implications associated with this report.

Attachment details

Attachment No and title
1. Letter from Electoral Commissioner - 2023 Election [12.5.1 - 3 pages]

LGE 028

Mr John Christie
Chief Executive Officer
City of Belmont
Locked Bag 379
CLOVERDALE WA 6985

Dear Mr Christie

Local Government Ordinary Election: 2023

The next local government ordinary elections are being held on 21 October 2023. While this is still some distance in the future, I have enclosed an estimate for your next ordinary election to assist in your 2023/2024 budget preparations.

The estimated cost for the 2023 election if conducted as a postal ballot is \$146,000 inc GST, which has been based on the following assumptions:

- 27,650 electors
- response rate of approximately 30%
- 4 vacancies
- count to be conducted at the offices of the City of Belmont
- appointment of a local Returning Officer
- regular Australia Post delivery service to apply for the lodgement of the election packages.

An additional amount of \$5,950 will be incurred if your Council decides to opt for the Australia Post Priority Service for the lodgement of election packages.

179916

The Commission is required by the *Local Government Act* to conduct local government elections on a full cost recovery basis and you should note that this is an estimate only and may vary depending on a range of factors.

Costs not incorporated in this estimate include:

- any legal expenses other than those that are determined to be borne by the Western Australian Electoral Commission incurred as part of an invalidity complaint lodged with the Court of Disputed Returns
- the cost of any casual staff to assist the Returning Officer on election day or night
- any unanticipated costs arising from public health requirements for the COVID-19 pandemic.

As you are aware, the Government is currently considering reforms to the *Local Government Act 1995*, which include how elections are to be conducted. In order to assist with your local government's budget planning, we have included, to the best of our knowledge, costs that will arise from the changes proposed in legislation. For example, if under the amendments your local government will be required to conduct a mayoral/presidential election this has been included.

Some local governments may also note an increase in costs from their 2021 ordinary costs. These include increases arising from inflation in recent years affecting salaries for Returning Officers and other staff, printing and packaging costs as well as the increase in postage announced by Australia Post. Additional costs from the Commission have been included arising from improved processing procedures and additional resources to supplement the Commission's education, complaints management, investigation and legal efforts.

In order for the Commission to be responsible for the conduct of your election, the first step required by the *Local Government Act 1995* is my written agreement to undertake the election.

As such, you may take this letter as my agreement to be responsible for the conduct of the ordinary elections in 2023 for the City of Belmont in accordance with section 4.20(4) of the *Local Government Act 1995*, together with any other elections or polls that may also be required. My agreement is subject to the proviso that the City of Belmont also wishes to have the election undertaken by the Western Australian Electoral Commission as a postal election.

In order to achieve this, your council would need to pass the following two motions by absolute majority:

- Declare, in accordance with section 4.20(4) of the *Local Government Act 1995*, the Electoral Commissioner to be responsible for the conduct of the 2023 ordinary elections together with any other elections or polls which may be required
- Decide, in accordance with section 4.61(2) of the *Local Government Act 1995* that the method of conducting the election will be as a postal election.

It would be greatly appreciated if this item was considered at your March council meeting, to enable the Commission to have sufficient time to work with you to effectively conduct the election.

I look forward to conducting this election for the City of Belmont in anticipation of an affirmative vote by Council. If you have any further queries please contact Shani Wood Director, Election Operations on 9214 0400.

Yours sincerely



Robert Kennedy
ELECTORAL COMMISSIONER

9 February 2023

12.6 2022-2023 March Budget Review

Voting Requirement	:	Absolute Majority
Subject Index	:	54/004 Budget Documentation Council
Location/Property Index	:	N/A
Application Index	:	N/A
Disclosure of any Interest	:	Nil
Previous Items	:	N/A
Applicant	:	N/A
Owner	:	N/A
Responsible Division	:	Corporate and Governance

Council role

Executive The substantial direction setting and oversight role of the Council eg adopting plans and reports, accepting tenders, directing operations, setting and amending budgets.

Purpose of report

The purpose of this report is to present the March 2023 Budget Review and to seek Council's authorisation of the proposed budget amendments arising from the review.

Summary and key issues

In keeping with sound financial management practices, a further review of the 2022-2023 budget was conducted. A review of the budget provides the City an opportunity to measure its financial performance against the current budget and also to review projections to the end of the financial year. Initial assumptions and estimations are reviewed, and current economic and environmental conditions taken into consideration.

The budget remains in balance and a summary of significant adjustments has been included at Attachment 12.6.1.

Officer Recommendation

That Council:

1. In accordance with *Local Government (Financial Management) Regulations 1996* Regulation 33A, adopt the amendments contained in the 2022-2023 Budget Review (Attachment 12.6.1).
2. Authorise the Director Corporate and Governance to amend the 2022-2023 Budget in accordance with all resolved variations.

Amended Officer Recommendation

That Council:

1. In accordance with *Local Government (Financial Management) Regulations 1996* Regulation 33A, adopt the amendments contained in the amended 2022-2023 Budget Review (Attachment 12.6.1).
2. Authorise the Director Corporate and Governance to amend the 2022-2023 Budget in accordance with all resolved variations.

Officer Recommendation adopted en bloc by Absolute Majority - Refer to Resolution appearing at Item 12.

Location

Not applicable.

Consultation

There has been no specific consultation undertaken in respect to this matter other than internal staff.

Strategic Community Plan implications

In accordance with the 2020 – 2040 Strategic Community Plan:

Goal 5: Responsible Belmont

Strategy: 5.2 Manage the City's assets and financial resources in a responsible manner and provide the best possible services for the community

Policy implications

There are no policy implications associated with this report.

Statutory environment

Regulation 33A of the *Local Government (Financial Management) Regulations 1996* requires a local government to carry out a review of its budget between 1 January and 31 March each year, report it to Council and then report the outcome of the review to the Department of Local Government Sport and Cultural Industries.

Background

The City conducts two budget reviews in the year, one in October and one in March. The review conducted in October is performed as a matter of good governance whilst the March budget review is required by legislation. The March review commenced in January 2023.

The March budget review ensures the City's financial position remains on track in the lead up to the end of the financial year and therefore sets a sound base for the development of the following year's budget, namely the 2023-2024 budget.

Report

The detail of the proposed budget review is included in the following documents:

- Budget Review Comparison (Attachment 12.6.1);
- Rate Setting Statement (Attachment 12.6.2); and
- Budgeted Reserve Balances for the year ending 30 June 2023 (Attachment 12.6.3).

A detailed listing of all budget adjustments can be found at Attachment 12.6.1. It should be noted that the report includes only those line items that have changed during the review process.

An updated Rate Setting Statement at Attachment 12.6.2 compares the proposed March budget review to the revised budget (reviewed in October 2022). Material adjustments as per the Rates Setting Statement are categorised and further explained below.

Operating Revenue

Interest earnings have increased by \$1,953,384, comprising \$1,157,633 of municipal interest and \$795,791 of reserve interest. This increase is as a result of increased interest rates since the adoption of the annual budget.

Operating Expenses

Employee costs have decreased by \$1,487,465, the majority of which is attributable to salaries and wages as a result of vacancies. This decrease is related to a smaller increase in agency costs (captured in materials and contracts), as the City continues to fill vacancies in a volatile employment market.

Materials and contracts have decreased by \$838,505, with the decrease made up of:

- Reduction in the cost of consumables of \$1,722,978, primarily attributable to the

purchase of new bins for general waste and food/garden organics (FOGO) now to be purchased in 2023-2024.

- Increase in other consultant costs of \$533,291 relating to:
 - Increased design expenses of \$240,000 as a result of market inflation; and
 - Increased asset valuation costs of \$173,500 due to the requirement to value all asset classes.
- Increase in agency costs of \$457,210 relating to staff vacancies and the use of agency staff as a short-term solution.
- Reduction in sponsorship/promotion expenses of \$197,000, primarily as a result of the rescheduling of the Imaginarium to October 2023. This will be re-budgeted in the 2023-2024 budget.

Investing Activities

Payments for property, plant and equipment have decreased by \$929,669 as a result of the following amendments:

- Oasis Leisure Centre roof repairs reduced by \$350,331 as a result of less works required upon further investigation.
- Civic Centre chiller replacement works (\$271,450) have been delayed to 2023/24 as a result of modifications required to building enclosures to accommodate new chillers.
- Old library workroom construction works have been delayed to 2023/24 as a result of quotes received in excess of the budgeted amount of \$150,000.
- Belmont Hub construction and defect rectification costs have decreased by \$218,936 in line with revised cost estimates and updated schedule.

Payments for construction of infrastructure have decreased by \$489,971 as a result of the following amendments:

- Esplanade foreshore stabilisation costs have decreased by \$656,965 and the funds quarantined in reserve for use in the 2023-2024 year in line with procurement and project timelines.
- Streetscape costs have increased by \$105,000 to deliver initiatives identified in the Streetscape Enhancement Strategy.

Proceeds from the disposal of assets has increased by \$408,014, primarily due to the sale of Morrison Street lots to Main Roads WA for amalgamation into the Tonkin Gap Project.

Financing Activities

Transfers to reserve have increased by \$4,142,674 and include the following amendments:

- Transfer of additional interest earnings to reserve of \$1,953,384
- Transfer of funds for projects delayed to 2023-2024 \$928,415
- Transfer of proceeds from sale of Morrison Street lots to reserve \$550,000
- Transfer of actual savings to reserve \$480,407

Transfer from Reserves decreased by \$1,994,499, primarily as a result of the delayed purchase of new bins for general waste and food/garden organics (FOGO) which are to be funded from reserve.

Closing Reserves Balances

Attachment 12.6.3 provides an updated estimate of reserve balances for the 2022-2023 year with reserve balances expected to increase to \$60,785,762, a net movement in reserves of \$7,441,281 from 30 June 2022.

Enhancement Project

Subsequent to the presentation of the March budget review at both the Information and Agenda Briefing Forums, a further amendment has been included in the review.

As part of the Tonkin Gap Alliance Project an Aboriginal Scar Tree Interpretation Node will be developed near Redcliffe Bridge at an estimated cost of \$100,000, this has been determined to be a beneficial project based on the strategic alignment and the project aligns with the City's Reconciliation Action Plan. A contribution of \$10,000 by the City has been included in this review, with the balance of \$90,000 being covered by external agencies.

Financial implications

The overall effect of the various budget amendments is an anticipated surplus of \$490,000 at end of the financial year.

Environmental implications

There are no environmental implications associated with this report.

Social implications

There are no social implications associated with this report.

Attachment details

Attachment No and title	
1.	Budget Review Comparison [12.6.1 - 50 pages]
2.	Rate Setting Statement [12.6.2 - 2 pages]
3.	Budgeted Reserve Balances for the year ending 30 June 2023 [12.6.3 - 1 page]



Budget Review Comparison
Current Budget: 23CLRBD1, Revised Budget: 23CLRBD2

	Authorised Budget 2022-23	Oct Rev Budget 2022-23	Actual to 28-Feb-2023	Mar Rev Budget 2022-23	Movement	Movement Comment
05 - Chief Executive Officer						
010 - Chief Executive Officer						
920100 - Chief Executive Officer						
1 - Expenditure						
00 - Operating						
1200 - Salaries	713,713	713,713	436,353	709,890	-3,823	Transfer of BIC from Business Improvement to CEO office, corresponding reduction in BI. March: adjustment as a result of the Administration Officer initially being agency staff, then increasing hours from .6 to .8 of an FTE as a result of additional Administration associated with PAMG and Elected Member request management.
1209 - Superannuation	85,304	85,304	52,364	84,825	-479	
1216 - Agency Staff	0	0	32,869	30,000	30,000	March: Agency Admin officer employed resulting in a corresponding reduction in salaries.
1224 - Fuel	0	0	1,658	2,500	2,500	Reallocation from Bi to CEO - Transfer of Staff
1226 - Stationery	500	500	1,473	2,000	1,500	March: Increased to cover photo copier toner
1271 - Services - Other Consultants	80,000	80,000	0	60,000	-20,000	Engagement of consultants expected to be lower than anticipated
1330 - Subscriptions	3,200	3,200	5,933	5,500	2,300	AICD, LGPro and IPWEA Membership and Harvard and Business Review Subscriptions
1399 - Miscellaneous	1,000	1,000	10,181	11,000	10,000	Staff recognition and retention initiatives
TOTAL 00 - Operating	883,717	883,717	540,830	905,715	21,998	
TOTAL 1 - Expenditure	883,717	883,717	540,830	905,715	21,998	
TOTAL Chief Executive Officer	883,717	883,717	540,830	905,715	21,998	
TOTAL 010 - Chief Executive Officer	883,717	883,717	540,830	905,715	21,998	
020 - People & Culture/Payroll						
921000 - Human Resources						
1 - Expenditure						
00 - Operating						
1200 - Salaries	1,009,976	969,976	477,269	919,976	-50,000	As per structure October: \$40,000 moved to Agency 1216 March - reduced by \$50K in line with YTD actuals and rephasing per upcoming recruitment
TOTAL 00 - Operating	1,009,976	969,976	477,269	919,976	-50,000	
TOTAL 1 - Expenditure	1,009,976	969,976	477,269	919,976	-50,000	
TOTAL Human Resources	1,009,976	969,976	477,269	919,976	-50,000	
TOTAL 020 - People & Culture/Payroll	1,009,976	969,976	477,269	919,976	-50,000	
022 - Work Health and Safety						
921200 - Workplace Health & Safety						
1 - Expenditure						
00 - Operating						
1200 - Salaries	314,225	254,225	98,987	204,225	-50,000	As per structure October: Reduced due to vacancies - \$20,00 to be transferred to Consultancy. Current WHS budget positions (WHS Adviser, Coordinator OSH, OS&HProject Officer and OS&H Officer) now become the following positions: Manager WHS (MGRSG2) Contract F/T, Coord WHS LG064 F/T Perm, Officer WHS LG044 Perm P/T 24hrs p/w March - still to recruit WHS Officer March - reduced by \$70K in line with YTD actuals
1216 - Agency Staff	0	40,000	25,605	35,000	-5,000	October: Vacancies filled by Agency staff. March - Agency staff not being used currently, have reduced by \$5,000 and reallocated to 921200-00-1377-000
1373 - Registration - Train/Conf	2,000	2,000	910	7,000	5,000	1 x Advisor Interstate Conf/Training and 1 x Coord and 1 x staff Training. March - have added \$5,000 from 921200-00-1216-000 to cover cost of ICAM training for Manager and Coordinator
TOTAL 00 - Operating	316,225	296,225	125,502	246,225	-50,000	
TOTAL 1 - Expenditure	316,225	296,225	125,502	246,225	-50,000	
TOTAL Workplace Health & Safety	316,225	296,225	125,502	246,225	-50,000	
TOTAL 022 - Work Health and Safety	316,225	296,225	125,502	246,225	-50,000	
TOTAL 05 - Chief Executive Officer	2,209,918	2,149,918	1,143,601	2,071,916	-78,002	

10 - Corporate & Governance

040 - Executive Services

920000 - Executive Services

1 - Expenditure

00 - Operating



Budget Review Comparison
Current Budget: 23CLRBD1, Revised Budget: 23CLRBD2

	Authorised Budget	Oct Rev Budget	Actual to	Mar Rev Budget	Movement	Movement Comment
	2022-23	2022-23	28-Feb-2023	2022-23		
1226 - Stationery	0	1,000	1	500	-500	March: reduce not used. October: reallocation from Governance
1234 - Uniforms/Protective Clothing	0	0	17	17	17	March: YTD expenditure
1239 - Consumables	0	0	20	20	20	March: YTD expenditure
1263 - Services - Advertising	1,000	1,000	1,133	2,400	1,400	March: Public notices original budget utilised
1268 - Services - Postal	35,000	35,000	17,996	38,000	3,000	March: Postage increase 1 Jan 2023 Postage, mail
1373 - Registration - Train/Conf	3,500	3,500	3,339	4,900	1,400	March: Moore Financial course AB + 3 minor courses for 3 FTE Essential industry related seminars.
TOTAL 00 - Operating	39,500	40,500	22,507	45,837	5,337	
TOTAL 1 - Expenditure	39,500	40,500	22,507	45,837	5,337	
TOTAL Executive Services	39,500	40,500	22,507	45,837	5,337	
920001 - Compliance						
6 - Capital Income						
00 - Operating						
6253 - Fleet / Plant	0	0	-28,727	-28,727	-28,727	March: Fleet 45 sold at auction.
TOTAL 00 - Operating	0	0	-28,727	-28,727	-28,727	
TOTAL 6 - Capital Income	0	0	-28,727	-28,727	-28,727	
TOTAL Compliance	0	0	-28,727	-28,727	-28,727	
920002 - Business Improvement						
1 - Expenditure						
00 - Operating						
1200 - Salaries	179,721	179,721	55,044	129,721	-50,000	Business Improvement staff relocated to Governance x2 October - savings with vacancy for one role. March - reduced by \$50K in line with YTD actuals
1227 - Printing	1,500	1,500	0	3,000	1,500	March: Printing of customer charters and phone number cards Corporate Business Plan costs
1271 - Services - Other Consultants	5,000	18,000	8,035	33,000	15,000	March: SGS Audit April 2023 plus WHS certification October: changed spread and increased \$3k to reflect SGS agreed amount. Added \$10K for Strategic Community Plan major review to be commenced in FY2023 to meet FY2024 deadline.
1279 - Services - Other	0	0	0	30,000	30,000	March: ABEF self assessment
1280 - Services - Training	4,000	8,000	0	10,000	2,000	March: ABEF new managers October: added \$4k for ABEF training - will be approx. \$6-8k depending on number of participants, changed spread.
TOTAL 00 - Operating	190,221	207,220	63,079	205,721	-1,499	
TOTAL 1 - Expenditure	190,221	207,220	63,079	205,721	-1,499	
TOTAL Business Improvement	190,221	207,220	63,079	205,721	-1,499	
TOTAL 040 - Executive Services	229,721	247,720	56,858	222,831	-24,889	
060 - Records Management						
920500 - Records Management						
1 - Expenditure						
00 - Operating						
1200 - Salaries	535,513	535,513	265,144	445,513	-90,000	October - expected savings with vacant role \$27k March - reduced by \$90K in line with YTD actuals
1263 - Services - Advertising	0	0	282	582	582	March: Seek adverts
1373 - Registration - Train/Conf	1,500	1,500	1,340	1,840	340	March: staff training
TOTAL 00 - Operating	537,013	537,013	266,766	447,935	-89,078	
TOTAL 1 - Expenditure	537,013	537,013	266,766	447,935	-89,078	
TOTAL Records Management	537,013	537,013	266,766	447,935	-89,078	
TOTAL 060 - Records Management	537,013	537,013	266,766	447,935	-89,078	
070 - Governance						
921500 - Governance						
1 - Expenditure						
00 - Operating						
1128 - Photocopying	7,000	7,000	5,946	11,061	4,061	March: based on trend + large agendas for Feb and March
1252 - Equipment	5,500	5,500	225	2,500	-3,000	March: Not used first 6 months
1265 - Services - Equipment Maint.	2,000	2,000	0	1,000	-1,000	March: not used first 6 months
1279 - Services - Other	18,000	18,000	8,068	25,000	7,000	March: Standards panel, code of conduct investigations
1284 - Services - Project Mgmt	0	0	27	27	27	March: monies spent YTD
1330 - Subscriptions	55,000	55,000	53,763	53,763	-1,237	WALGA and Local Government Professionals Membership.
1372 - Accommodation - Conferences	1,000	1,000	2,500	2,500	1,500	March: monies spent YTD
1373 - Registration - Train/Conf	10,000	10,000	23,316	29,555	19,555	March: Councillor PD policy approved plus estimated



Budget Review Comparison
Current Budget: 23CLRBD1, Revised Budget: 23CLRBD2

	Authorised Budget	Oct Rev Budget	Actual to	Mar Rev Budget	Movement	Movement Comment
	2022-23	2022-23	28-Feb-2023	2022-23		
1382 - Election Expenses	5,000	5,000	0	0	-5,000	Contingency March: 23/24 expenses transferred to Election expense reserve.
TOTAL 00 - Operating	103,500	103,500	93,845	125,406	21,906	
TOTAL 1 - Expenditure	103,500	103,500	93,845	125,406	21,906	
TOTAL Governance	103,500	103,500	93,845	125,406	21,906	
TOTAL 070 - Governance	103,500	103,500	93,845	125,406	21,906	
080 - Belmont Trust						
921600 - Belmont Trust						
3 - Capital Expenditure						
00 - Operating						
3854 - Belmont Trust Reserve	18,131	18,131	0	0	-18,131	Interest on reserve. March: Reserve interest recognised in 913500 Location. Estimated \$42K for 22/23.
TOTAL 00 - Operating	18,131	18,131	0	0	-18,131	
TOTAL 3 - Capital Expenditure	18,131	18,131	0	0	-18,131	
4 - Income						
00 - Operating						
4854 - Belmont Trust Reserve	-18,131	-18,131	0	0	18,131	Based on average 12 month term deposit rate. March: Reserve interest recognised in 913500 Location. Estimated \$42K for 22/23.
TOTAL 00 - Operating	-18,131	-18,131	0	0	18,131	
TOTAL 4 - Income	-18,131	-18,131	0	0	18,131	
TOTAL Belmont Trust	0	0	0	0	0	
TOTAL 080 - Belmont Trust	0	0	0	0	0	
090 - Finance						
911000 - Finance Department						
1 - Expenditure						
00 - Operating						
1200 - Salaries	1,328,435	1,208,435	725,640	1,175,440	-32,995	October: Reduction in salaries to accommodate for temp costs and Director's position being vacant for part of the year March: Reallocation of funds to Agency for temp filled roles
1209 - Superannuation	196,546	196,546	97,200	185,123	-11,423	
1216 - Agency Staff	30,000	50,000	76,972	94,418	44,418	October: Extension of agency staff contracts to cover vacancies.
1226 - Stationery	3,500	3,500	496	2,042	-1,458	
1263 - Services - Advertising	5,000	5,000	1,450	4,450	-550	Includes advertising differential rates as part of the budget process. March: Reduction in line with YTD Actual
1269 - Services - Audit	62,000	62,000	0	68,000	6,000	Factored in an increase in cost for audit March: Increased further per additional charges (\$6K of \$12K) proposed for 21/22 audit
1271 - Services - Other Consultants	20,000	40,000	65,440	244,580	204,580	Allows for revaluation of the road network as per statutory requirements. October: \$20,000 for cost of preliminary asset valuation for FY2022 - detailed asset valuation still required March: Recruitment expenses \$43,440; Road & carpark revaluation \$22K; Full asset valuation \$173K
1373 - Registration - Train/Conf	10,000	15,000	1,249	11,000	-4,000	March: Additional training required for new staff October: New staff in Accounts Payable and Procurement - Procurement and Contract Essentials training (\$580x2), Tenders (\$580x2), Procurement Planning (\$580x2)
TOTAL 00 - Operating	1,655,481	1,580,481	968,448	1,785,052	204,571	
TOTAL 1 - Expenditure	1,655,481	1,580,481	968,448	1,785,052	204,571	
4 - Income						
00 - Operating						
4204 - Long Service Leave	0	0	-32,209	-32,209	-32,209	March: LSL Reimbursements from other LG
4399 - Miscellaneous	-300	-300	-3,792	-3,950	-3,650	
TOTAL 00 - Operating	-300	-300	-36,001	-36,159	-35,859	
TOTAL 4 - Income	-300	-300	-36,001	-36,159	-35,859	
TOTAL Finance Department	1,655,181	1,580,181	932,446	1,748,893	168,712	
TOTAL 090 - Finance	1,655,181	1,580,181	932,446	1,748,893	168,712	
100 - Financing Activities						
913500 - Financing Activities						
4 - Income						
00 - Operating						
4164 - Interest - Bank	-120,000	-120,000	-317,130	-1,277,633	-1,157,633	Returns based on advice from independent fund advisor. March: Adjusted based on current interest rates
4820 - Information Technology Reserve	-16,156	-16,156	-1,096	-37,130	-20,974	Returns based on advice from independent fund advisor. March: Adjusted based on current interest rates
4821 - Administration Building Reserve	-2,875	-2,875	-187	-6,346	-3,471	Returns based on advice from independent fund advisor. March: Adjusted based on current interest rates



Budget Review Comparison
Current Budget: 23CLRBD1, Revised Budget: 23CLRBD2

	Authorised Budget	Oct Rev Budget	Actual to	Mar Rev Budget	Movement	Movement Comment
	2022-23	2022-23	28-Feb-2023	2022-23		
4822 - Aged persons housing reserve	-9,404	-9,404	-647	-21,909	-12,505	Returns based on advice from independent fund advisor. March: Adjusted based on current interest rates
4823 - Streetscapes reserve	-5,993	-5,993	-390	-13,228	-7,235	Returns based on advice from independent fund advisor. March: Adjusted based on current interest rates
4825 - Aged Community Care Reserve	-2,667	-2,667	-174	-5,885	-3,218	Returns based on advice from independent fund advisor. March: Adjusted based on current interest rates
4826 - Belmont District Band reserve	-572	-572	-37	-1,264	-692	Returns based on advice from independent fund advisor. March: Adjusted based on current interest rates
4829 - District valuation reserve	-3,175	-3,175	-226	-7,669	-4,494	Returns based on advice from independent fund advisor. March: Adjusted based on current interest rates
4830 - Election expenses reserve	-942	-942	-61	-2,053	-1,111	Returns based on advice from independent fund advisor. March: Adjusted based on current interest rates
4831 - Faulkner Park Ret. Vill. owner	-7,320	-7,320	-446	-15,123	-7,803	Returns based on advice from independent fund advisor. March: Adjusted based on current interest rates
4833 - Land acquisition reserve	-111,840	-111,840	-7,311	-247,679	-135,839	Returns based on advice from independent fund advisor. March: Adjusted based on current interest rates
4835 - LSL Reserve - Salaries	-24,188	-24,188	-1,486	-50,358	-26,170	Returns based on advice from independent fund advisor. March: Adjusted based on current interest rates
4836 - LSL Reserve - Wages	-4,731	-4,731	-216	-7,307	-2,576	Returns based on advice from independent fund advisor. March: Adjusted based on current interest rates
4837 - Environment reserve	-12,584	-12,584	-652	-22,093	-9,509	Returns based on advice from independent fund advisor. March: Adjusted based on current interest rates
4838 - Plant replacement reserve	-9,492	-9,492	-1,110	-37,593	-28,101	Returns based on advice from independent fund advisor. March: Adjusted based on current interest rates
4839 - Property development reserve	-143,839	-143,839	-9,190	-311,368	-167,529	Returns based on advice from independent fund advisor. March: Adjusted based on current interest rates
4840 - Ruth Faulkner library reserve	-559	-559	-36	-1,234	-675	Returns based on advice from independent fund advisor. March: Adjusted based on current interest rates
4841 - Waste Management Reserve	-67,219	-67,219	-4,648	-157,472	-90,253	Returns based on advice from independent fund advisor. March: Adjusted based on current interest rates
4843 - History Reserve	-1,739	-1,739	-132	-4,471	-2,732	Returns based on advice from independent fund advisor. March: Adjusted based on current interest rates
4844 - Workers Comp/Insurance Reserve	-18,040	-18,040	-1,096	-37,122	-19,082	Returns based on advice from independent fund advisor. March: Adjusted based on current interest rates
4845 - Building maintenance reserve	-50,608	-50,608	-3,677	-124,569	-73,961	Returns based on advice from independent fund advisor. March: Adjusted based on current interest rates
4846 - HomesWest Reserve	-10,841	-10,841	-692	-23,443	-12,602	Returns based on advice from independent fund advisor. March: Adjusted based on current interest rates
4847 - Misc Entitlements Reserve	-5,761	-5,761	-351	-11,907	-6,146	Returns based on advice from independent fund advisor. March: Adjusted based on current interest rates
4848 - Ascot Waters Marina Mtc & Rest	-11,752	-11,752	-805	-27,265	-15,513	March: Adjusted based on current interest rates
4849 - Retirement Village Buy Back Res	-29,334	-29,334	-1,868	-63,276	-33,942	March: Adjusted based on current interest rates
4850 - Public Art Reserve	-4,816	-4,816	-314	-10,631	-5,815	March: Adjusted based on current interest rates
4851 - Aged Services Reserve	-12,972	-12,972	-845	-28,635	-15,663	March: Adjusted based on current interest rates
4853 - Car Parking Reserve	-754	-754	-49	-1,666	-912	March: Adjusted based on current interest rates
4854 - Belmont Trust Reserve	0	0	-1,262	-42,769	-42,769	March: Adjusted based on current interest rates
4855 - Urban Forest Strategic Management Reserve	-1,415	-1,415	-92	-3,123	-1,708	March: Adjusted based on current interest rates
4856 - Belmont Oasis Refurbishment Reserve	-50,421	-50,421	-3,285	-111,303	-60,882	March: Adjusted based on current interest rates
TOTAL 00 - Operating	-742,009	-742,009	-359,511	-2,713,524	-1,971,515	
TOTAL 4 - Income	-742,009	-742,009	-359,511	-2,713,524	-1,971,515	
TOTAL Financing Activities	-742,009	-742,009	-359,511	-2,713,524	-1,971,515	
914000 - Reimbursements						
1 - Expenditure						
00 - Operating						
1077 - Reimb - Miscellaneous	40,000	40,000	58,585	70,000	30,000	Various reimbursements although predominantly paid parental leave payments. March: Adjusted to reflect actual reimbursements - offset by income.
1208 - Workers Compensation	80,000	80,000	869	20,000	-60,000	Workers Comp claims reimbursed by LGIS. March: Adjusted for lower number of claims in 22/23
TOTAL 00 - Operating	120,000	120,000	59,454	90,000	-30,000	
TOTAL 1 - Expenditure	120,000	120,000	59,454	90,000	-30,000	
4 - Income						
00 - Operating						
4077 - Reimb - Miscellaneous	-40,000	-40,000	-58,500	-70,000	-30,000	March: Adjusted to reflect actual reimbursements
4208 - Workers Compensation	-80,000	-80,000	-869	-20,000	60,000	March: Adjusted due to lower number of claims in 22/23
TOTAL 00 - Operating	-120,000	-120,000	-59,369	-90,000	30,000	
TOTAL 4 - Income	-120,000	-120,000	-59,369	-90,000	30,000	
TOTAL Reimbursements	0	0	85	0	0	
TOTAL 100 - Financing Activities	-742,009	-742,009	-359,426	-2,713,524	-1,971,515	
110 - Risk & Insurance						
914500 - Insurance						
1 - Expenditure						
00 - Operating						
1317 - Ins. Prem - Other	74,751	74,751	76,959	85,207	10,456	March: PBF membership staff benefit
TOTAL 00 - Operating	74,751	74,751	76,959	85,207	10,456	
TOTAL 1 - Expenditure	74,751	74,751	76,959	85,207	10,456	
TOTAL Insurance	74,751	74,751	76,959	85,207	10,456	
920004 - Business Continuity						
1 - Expenditure						



Budget Review Comparison
Current Budget: 23CLRBD1, Revised Budget: 23CLRBD2

	Authorised Budget	Oct Rev Budget	Actual to	Mar Rev Budget	Movement	Movement Comment
	2022-23	2022-23	28-Feb-2023	2022-23		
00 - Operating						
1263 - Services - Advertising	0	0	534	1,034	1,034	March: Seek advertising
TOTAL 00 - Operating	0	0	534	1,034	1,034	
TOTAL 1 - Expenditure	0	0	534	1,034	1,034	
3 - Capital Expenditure						
32 - New Asset Acquisition						
3253 - Fleet / Plant	26,000	26,000	0	0	-26,000	Vehicle purchase Fleet 80. March: Fleet 80 replacement deferred to 23/24.
TOTAL 32 - New Asset Acquisition	26,000	26,000	0	0	-26,000	
TOTAL 3 - Capital Expenditure	26,000	26,000	0	0	-26,000	
6 - Capital Income						
00 - Operating						
6253 - Fleet / Plant	-26,372	-26,372	0	0	26,372	Income sale Fleet 80. March: Income from sale of Fleet 80 deferred to 23/24.
TOTAL 00 - Operating	-26,372	-26,372	0	0	26,372	
TOTAL 6 - Capital Income	-26,372	-26,372	0	0	26,372	
TOTAL Business Continuity	-372	-372	534	1,034	1,406	
TOTAL 110 - Risk & Insurance	74,379	74,379	77,493	86,241	11,862	
120 - Reserve Transfers						
915000 - Transfer To Reserve						
3 - Capital Expenditure						
00 - Operating						
3820 - Information Technology Reserve	16,156	16,156	0	37,130	20,974	Reserve interest transferred to reserve. March: Interest adjustment based on current rates.
3821 - Administration building reserv	2,875	2,875	0	6,346	3,471	Reserve interest transferred to reserve. March: Interest adjustment based on current rates.
3822 - Aged persons housing reserve	9,404	9,404	0	21,909	12,505	Reserve interest transferred to reserve. March: Interest adjustment based on current rates.
3823 - Streetscapes reserve	5,993	5,993	0	13,228	7,235	Reserve interest transferred to reserve. March: Interest adjustment based on current rates.
3825 - Aged Community Care Reserve	2,667	2,667	0	5,885	3,218	Reserve interest transferred to reserve. March: Interest adjustment based on current rates.
3826 - Belmont District Band reserve	572	572	0	1,264	692	Reserve interest transferred to reserve. March: Interest adjustment based on current rates.
3829 - District valuation reserve	88,175	88,175	0	92,669	4,494	Reserve interest transferred to reserve plus annual contribution. March: Interest adjustment based on current rates.
3830 - Election expenses reserve	50,942	50,942	0	62,053	11,111	Reserve interest transferred to reserve plus annual contribution. March: Additional \$10K to cover 23/24 election costs plus interest adjustment based on current rates.
3831 - Faulkner Park Ret. Vill. owner	7,320	7,320	0	15,123	7,803	Reserve interest transferred to reserve. March: Interest adjustment based on current rates.
3833 - Land acquisition reserve	111,840	111,840	0	797,679	685,839	Reserve interest transferred to reserve. March: Interest adjustment based on current rates. Transfer of proceeds for sale of Lot 50 Morrison Street and Lot 15 Morrison Street to reserve \$550K
3835 - LSL Reserve - Salaries	24,188	24,188	0	50,358	26,170	Reserve interest transferred to reserve. March: Interest adjustment based on current rates.
3836 - LSL Reserve - Wages	4,731	4,731	0	7,307	2,576	Reserve interest transferred to reserve. March: Interest adjustment based on current rates.
3837 - Environment reserve	12,584	12,584	0	679,058	666,474	Reserve interest transferred to reserve. March: Interest adjustment based on current rates.
3838 - Plant replacement reserve	9,492	9,492	0	37,593	28,101	Reserve interest transferred to reserve. March: Interest adjustment based on current rates.
3839 - Property development reserve	143,839	3,314,012	0	5,099,316	1,785,304	October: Permanent savings in budget to fund future LTFP projects. Reserve interest transferred to reserve. March: Interest adjustment based on current rates. Transfer of actual savings for Belmont Hub and Oasis \$480K, other surplus \$1.1M
3840 - Ruth Faulkner library reserve	559	559	0	1,234	675	Reserve interest transferred to reserve. March: Interest adjustment based on current rates.
3841 - Waste Management Reserve	67,219	67,219	0	157,472	90,253	Reserve interest transferred to reserve. March: Interest adjustment based on current rates.
3843 - History Reserve	1,737	1,737	0	4,471	2,734	Reserve interest transferred to reserve. March: Interest adjustment based on current rates.
3844 - Workers Comp/Insurance Reserve	18,040	18,040	0	37,122	19,082	Reserve interest transferred to reserve. March: Interest adjustment based on current rates.
3845 - Building maintenance reserve	50,608	1,050,608	0	1,636,750	586,142	October: Funding to assist with future building refurbishments. Reserve interest transferred to reserve. March: Interest adjustment based on current rates. Transfer of Glasshouse funding received in arrears to reserve \$240K. Transfer of Chiller replacement funds CFWD to 23/24
3846 - HomesWest Reserve	10,841	10,841	0	23,443	12,602	Reserve interest transferred to reserve. March: Interest adjustment based on current rates.
3847 - Misc Entitlements Reserve	5,761	1,005,761	0	1,011,907	6,146	October: Entitlement reserve increased to fund staff retirement entitlement payments. Reserve interest transferred to reserve. March: Interest adjustment based on current rates.
3848 - Ascot Waters Marina Mtc & Rest	11,752	11,752	0	27,265	15,513	Reserve interest transferred to reserve. March: Interest adjustment based on current rates.
3849 - Retirement Village Buy Back Res	29,334	29,334	0	63,276	33,942	Reserve interest transferred to reserve. March: Interest adjustment based on current rates.
3850 - Public Art Reserve	4,816	4,816	0	10,631	5,815	Reserve interest transferred to reserve. March: Interest adjustment based on current rates.
3851 - Aged Services Reserve	12,972	12,972	0	28,635	15,663	Reserve interest transferred to reserve. March: Interest adjustment based on current rates.
3853 - Car Parking Reserve	754	754	0	1,666	912	Reserve interest transferred to reserve. March: Interest adjustment based on current rates.
3854 - Belmont Trust Reserve	0	0	0	42,769	42,769	
3855 - Urban Forest Strategic Management Reserve	1,415	1,415	0	3,123	1,708	Reserve interest transferred to reserve. March: Interest adjustment based on current rates.
3856 - Belmont Oasis Refurbishment Reserve	50,421	50,421	0	111,303	60,882	Reserve interest transferred to reserve. March: Interest adjustment based on current rates.
TOTAL 00 - Operating	757,007	5,927,180	0	10,087,985	4,160,805	
TOTAL 3 - Capital Expenditure	757,007	5,927,180	0	10,087,985	4,160,805	



Budget Review Comparison
Current Budget: 23CLRBD1, Revised Budget: 23CLRBD2

	Authorised Budget	Oct Rev Budget	Actual to	Mar Rev Budget	Movement	Movement Comment
	2022-23	2022-23	28-Feb-2023	2022-23		
TOTAL Transfer To Reserve	757,007	5,927,180	0	10,087,985	4,160,805	
TOTAL 120 - Reserve Transfers	757,007	5,927,180	0	10,087,985	4,160,805	
130 - Rates						
910000 - Rates						
1 - Expenditure						
00 - Operating						
1200 - Salaries	318,378	288,378	195,565	280,878	-7,500	October: Reduction in salaries - transferred to agency costs March: Reduction in salaries - transferred to agency costs
1216 - Agency Staff	30,000	60,000	68,824	67,500	7,500	Agency costs to cover vacancies October: Agency staff extended to Dec 2022 March: Agency staff extended to Feb 2023
1373 - Registration - Train/Conf	4,000	4,000	0	2,000	-2,000	Training for new staff in rates
TOTAL 00 - Operating	352,378	352,378	264,389	350,378	-2,000	
TOTAL 1 - Expenditure	352,378	352,378	264,389	350,378	-2,000	
TOTAL Rates	352,378	352,378	264,389	350,378	-2,000	
TOTAL 130 - Rates	352,378	352,378	264,389	350,378	-2,000	
170 - Information Technology						
911500 - Computing						
3 - Capital Expenditure						
32 - New Asset Acquisition						
3253 - Fleet / Plant	83,686	83,686	0	44,875	-38,811	Vehicle purchase Fleet 12 and 75. March: Fleet 75 replacement deferred to 23/24.
TOTAL 32 - New Asset Acquisition	83,686	83,686	0	44,875	-38,811	
TOTAL 3 - Capital Expenditure	83,686	83,686	0	44,875	-38,811	
6 - Capital Income						
00 - Operating						
6253 - Fleet / Plant	-54,008	-54,008	0	-28,694	25,314	Income sale Fleet 12 and 75. Income from sale of Fleet 75 deferred to 23/24.
TOTAL 00 - Operating	-54,008	-54,008	0	-28,694	25,314	
TOTAL 6 - Capital Income	-54,008	-54,008	0	-28,694	25,314	
TOTAL Computing	29,678	29,678	0	16,181	-13,497	
TOTAL 170 - Information Technology	29,678	29,678	0	16,181	-13,497	
180 - Marketing & Communications						
911700 - Marketing & Communications						
1 - Expenditure						
00 - Operating						
1200 - Salaries	598,670	516,780	243,312	446,780	-70,000	October: Adjusted due to Christy Ho transfer to Arts and Place March - reduced by \$70K in line with YTD actuals
1224 - Fuel	2,800	2,800	636	800	-2,000	Allowance for Media & Communication Adviser as per employee contract. March: Adviser role and contract modified
1263 - Services - Advertising	90,000	90,000	33,504	75,000	-15,000	March; Estimated spend on advertising recalculated
1266 - Services - Cleaning	300	300	0	0	-300	Van cleaning for events. March: not required
1271 - Services - Other Consultants	30,000	30,000	14,510	50,000	20,000	\$10K allowance IAP2 consultant to support development and implementation of Community Engagement plan. March: increased costs for consultant to assist with Engagement Strategy
1279 - Services - Other	30,000	30,000	30,096	45,000	15,000	\$30K Media Monitoring (Isentia); \$1K Adobe Stock (Images for Council artwork) ;\$500 Audio Jungle (music for videos); \$300 YouTube Premium (Livestream streaming); \$150 Spotify (music for events); \$600 Dr Link Checker (website) *new*; \$200 Nucleo App (website icons); \$750 allowance for new ad hoc subscription required during the year March: subscriptions reviewed and additional costs for enews optimisation
1375 - Customer Service	80,000	60,000	1,180	57,500	-2,500	\$20K allowance for evolving COVID requirements related to events and marketing;\$55K Community annual survey; \$5K survey promotion/marketing October: reduced costs due to limited COVID requirements Mar; recalculated and noting reduced survey costs
1384 - Other Functions	12,500	12,500	1,259	7,500	-5,000	RSL Support for \$5.5K Australia Day; \$2.5K Anzac Day; \$2.5K Remembrance Day March: Australia Day increased and ANZAC Day & Remembrance Day costs included in Civic Events and Advertising budget.
1399 - Miscellaneous	600	600	216	400	-200	March: Recalculated
TOTAL 00 - Operating	844,870	742,980	324,714	682,980	-60,000	
TOTAL 1 - Expenditure	844,870	742,980	324,714	682,980	-60,000	
3 - Capital Expenditure						
32 - New Asset Acquisition						
3253 - Fleet / Plant	33,000	33,000	0	0	-33,000	Vehicle purchase Fleet 56. March: Fleet 56 not required.



Budget Review Comparison
Current Budget: 23CLRBD1, Revised Budget: 23CLRBD2

	Authorised Budget	Oct Rev Budget	Actual to	Mar Rev Budget	Movement	Movement Comment
	2022-23	2022-23	28-Feb-2023	2022-23		
TOTAL 32 - New Asset Acquisition	33,000	33,000	0	0	-33,000	
TOTAL 3 - Capital Expenditure	33,000	33,000	0	0	-33,000	
6 - Capital Income						
00 - Operating						
6253 - Fleet / Plant	-30,297	-30,297	-17,273	-17,723	12,574	Income sale Fleet 56. Fleet 56 not required. March: Fleet 56 sold at auction.
TOTAL 00 - Operating	-30,297	-30,297	-17,273	-17,723	12,574	
TOTAL 6 - Capital Income	-30,297	-30,297	-17,273	-17,723	12,574	
TOTAL Marketing & Communications	847,573	745,683	307,441	665,257	-80,426	
911701 - Corporate Documents						
1 - Expenditure						
00 - Operating						
1262 - Services - Marketing	20,000	20,000	0	10,000	-10,000	Funds for additional graphic design production and brand consolidation March; re-evaluated
TOTAL 00 - Operating	20,000	20,000	0	10,000	-10,000	
TOTAL 1 - Expenditure	20,000	20,000	0	10,000	-10,000	
TOTAL Corporate Documents	20,000	20,000	0	10,000	-10,000	
921503 - Functions & Catering						
1 - Expenditure						
00 - Operating						
1200 - Salaries	201,427	201,427	54,486	121,427	-80,000	March: Adjusted due to vacancies
1216 - Agency Staff	20,000	20,000	65,792	100,000	80,000	Allowance to cover staff vacancies in food and beverage October: note increased agency costs offset by reduced salaries budget March: Agency staff increase noting offset by vacancies in salaried positions
1252 - Equipment	9,500	9,500	4,362	9,000	-500	Allowance for replacement equipment as required throughout year. March: recalculated based on est. spend
1265 - Services - Equipment Maint.	5,000	5,000	210	3,000	-2,000	Unplanned maintenance expenses. March: recalculated based on est. spend
1279 - Services - Other	55,000	55,000	39,971	48,000	-7,000	\$9K Replacement Xmas tree lights *new*; \$10K Xmas decorations Belmont Hub *new*\$14K installation of Xmas lighting; \$14K Xmas decorators for Civic Centre; \$5K Table Cloth laundry allowance; \$3K Tea Towel laundry (Civic Centre, Belmont Hub, Ops Centre). March: Recalculated based on est. spend
1384 - Other Functions	80,000	105,000	100,745	110,500	5,500	\$30K Civic Dinner. \$35K Pioneers in June, \$15K end of year staff event October: \$10K additional funds for ANZAC Day Dawn Service, \$15,000 additional catering and hire equipment March: recalculated based on spend
1386 - Catering - Meals	49,500	49,500	31,009	57,000	7,500	\$900 per meeting (based on average number of 20 guests). March: recalculated for additional meals
1388 - Beverages	14,000	14,000	6,871	10,000	-4,000	March: reduced costs
TOTAL 00 - Operating	434,427	459,427	303,446	458,927	-500	
10 - Maintenance						
1279 - Services - Other	0	0	576	500	500	March: recalculated
TOTAL 10 - Maintenance	0	0	576	500	500	
TOTAL 1 - Expenditure	434,427	459,427	304,022	459,427	0	
TOTAL Functions & Catering	434,427	459,427	304,022	459,427	0	
TOTAL 180 - Marketing & Communications	1,302,000	1,225,110	611,463	1,134,684	-90,426	
TOTAL 10 - Corporate & Governance	4,298,848	9,335,130	1,943,834	11,507,011	2,171,881	
15 - Infrastructure Services						
210 - Facilities and Property Management						
911900 - City Facilities & Property						
1 - Expenditure						
00 - Operating						
1200 - Salaries	489,553	489,553	231,502	439,553	-50,000	March: Reduced to offset increase in agency staff \$50k
1216 - Agency Staff	50,000	50,000	88,247	100,000	50,000	Provide agency cover for staff on Maternity Leave. March: additional funds required for extended vacancies to cover maternity leave
1279 - Services - Other	12,500	12,500	0	0	-12,500	Fees for SpaceToCo online booking system March: Fees accounted for in Public facilities budget- line item for each bookable space
1399 - Miscellaneous	0	0	403	403	403	Staff retirement gift vouchers.
TOTAL 00 - Operating	552,053	552,053	320,153	539,956	-12,097	
TOTAL 1 - Expenditure	552,053	552,053	320,153	539,956	-12,097	
3 - Capital Expenditure						
32 - New Asset Acquisition						
3253 - Fleet / Plant	77,875	77,875	0	44,875	-33,000	Vehicle purchase Fleet 06 and 13. March: Fleet 06 deferred to 23/24.
TOTAL 32 - New Asset Acquisition	77,875	77,875	0	44,875	-33,000	



Budget Review Comparison
 Current Budget: 23CLRBD1, Revised Budget: 23CLRBD2

	Authorised Budget	Oct Rev Budget	Actual to	Mar Rev Budget	Movement	Movement Comment
	2022-23	2022-23	28-Feb-2023	2022-23		
TOTAL 3 - Capital Expenditure	77,875	77,875	0	44,875	-33,000	
6 - Capital Income						
00 - Operating						
6253 - Fleet / Plant	-54,577	-54,577	0	-28,121	26,456	Income vehicle sale Fleet 06 and 13. March: Income from Fleet 06 deferred to 23/24.
6254 - Land	0	0	0	-550,000	-550,000	March: Sale of Lot 50 Morrison Street and Lot 15 Morrison Street to Main Rds. WA at Selby Park for amalgamation into Tonkin Gap project. As per Delegation 1.1.16 Disposal of land - 'Dispose of 'real property', which is specifically identified within the current approved Budget with a value of up to \$1,000,000.'
TOTAL 00 - Operating	-54,577	-54,577	0	-578,121	-523,544	
TOTAL 6 - Capital Income	-54,577	-54,577	0	-578,121	-523,544	
TOTAL City Facilities & Property	575,351	575,351	320,153	6,710	-568,641	
911903 - 107 Daly: Centenary CMTS: optus						
4 - Income						
00 - Operating						
4122 - Rent/Lease	-27,583	-27,583	0	0	27,583	Fixed 3% increase. March: 22/23 was invoiced and paid in June 22
TOTAL 00 - Operating	-27,583	-27,583	0	0	27,583	
TOTAL 4 - Income	-27,583	-27,583	0	0	27,583	
TOTAL 107 Daly: Centenary CMTS: optus	-27,583	-27,583	0	0	27,583	
911911 - 275 Abernethy: Office B1						
4 - Income						
00 - Operating						
4122 - Rent/Lease	-750	-750	0	-313	438	March: Tenancy vacant
TOTAL 00 - Operating	-750	-750	0	-313	438	
TOTAL 4 - Income	-750	-750	0	-313	438	
TOTAL 275 Abernethy: Office B1	-750	-750	0	-313	438	
911912 - 275 Abernethy: Office B2						
4 - Income						
00 - Operating						
4122 - Rent/Lease	-1,725	-1,725	0	-863	863	March: Tenancy vacant
TOTAL 00 - Operating	-1,725	-1,725	0	-863	863	
TOTAL 4 - Income	-1,725	-1,725	0	-863	863	
TOTAL 275 Abernethy: Office B2	-1,725	-1,725	0	-863	863	
911914 - 275 Abernethy : Office B4						
4 - Income						
00 - Operating						
4122 - Rent/Lease	-6,330	-6,330	0	-2,638	3,693	March: Tenancy vacant
TOTAL 00 - Operating	-6,330	-6,330	0	-2,638	3,693	
TOTAL 4 - Income	-6,330	-6,330	0	-2,638	3,693	
TOTAL 275 Abernethy : Office B4	-6,330	-6,330	0	-2,638	3,693	
911927 - 275 Abernethy Road, TFS A wing: Rent/Lease						
4 - Income						
00 - Operating						
4073 - Reimb - Utilities	-35,529	-35,529	0	0	35,529	contribution towards costs of building outgoings. March: Income entered into account 94100
4122 - Rent/Lease	-19,123	-19,123	0	0	19,123	March: Income entered into account 94100
TOTAL 00 - Operating	-54,652	-54,652	0	0	54,652	
TOTAL 4 - Income	-54,652	-54,652	0	0	54,652	
TOTAL 275 Abernethy Road, TFS A wing: Rent/Lease	-54,652	-54,652	0	0	54,652	
911928 - 117 Epsom Ave						
1 - Expenditure						
10 - Maintenance						
1271 - Services - Other Consultants	10,000	10,000	27,055	20,000	10,000	Maintenance undertaken by Property Management Company. March: Carpet replacement throughout and pool pump replacement completed before property was leased again.
TOTAL 10 - Maintenance	10,000	10,000	27,055	20,000	10,000	
TOTAL 1 - Expenditure	10,000	10,000	27,055	20,000	10,000	
TOTAL 117 Epsom Ave	10,000	10,000	27,055	20,000	10,000	



Budget Review Comparison
Current Budget: 23CLRBD1, Revised Budget: 23CLRBD2

	Authorised Budget	Oct Rev Budget	Actual to	Mar Rev Budget	Movement	Movement Comment
	2022-23	2022-23	28-Feb-2023	2022-23		
911933 - 275 Abernethy Road - Training Room						
4 - Income						
00 - Operating						
4122 - Rent/Lease	-13,135	-13,135	0	-5,473	7,662	Peppercorn lease for PEP programme. Recoverable portion of outgoings: March: Programme terminated room will be advertised for hire on SpacetoCo
TOTAL 00 - Operating	-13,135	-13,135	0	-5,473	7,662	
TOTAL 4 - Income	-13,135	-13,135	0	-5,473	7,662	
TOTAL 275 Abernethy Road - Training Room	-13,135	-13,135	0	-5,473	7,662	
911955 - 6B Homewood Street, Cloverdale						
1 - Expenditure						
10 - Maintenance						
1271 - Services - Other Consultants	5,000	5,000	7,450	7,083	2,083	Maintenance undertaken by Property Management Company. March: Replacement of air con unit
TOTAL 10 - Maintenance	5,000	5,000	7,450	7,083	2,083	
TOTAL 1 - Expenditure	5,000	5,000	7,450	7,083	2,083	
TOTAL 6B Homewood Street, Cloverdale	5,000	5,000	7,450	7,083	2,083	
911959 - HUB - NFP Tenancy 4 Income						
4 - Income						
00 - Operating						
4073 - Reimb - Utilities	0	0	-1,756	-10,430	-10,430	March: Valued lives commenced lease 01/06/2022
4122 - Rent/Lease	0	0	-9,542	-7,320	-7,320	March: Valued lives commenced lease 01/06/2022
TOTAL 00 - Operating	0	0	-11,298	-17,750	-17,750	
TOTAL 4 - Income	0	0	-11,298	-17,750	-17,750	
TOTAL HUB - NFP Tenancy 4 Income	0	0	-11,298	-17,750	-17,750	
911960 - HUB - NFP Tenancy 5 Income						
4 - Income						
00 - Operating						
4073 - Reimb - Utilities	0	0	-3,513	-5,520	-5,520	March: Centre for Accessibility commenced lease 12/12/2022
4122 - Rent/Lease	0	0	-2,441	-3,777	-3,777	March: Centre for Accessibility commenced lease 12/12/2022
TOTAL 00 - Operating	0	0	-5,954	-9,297	-9,297	
TOTAL 4 - Income	0	0	-5,954	-9,297	-9,297	
TOTAL HUB - NFP Tenancy 5 Income	0	0	-5,954	-9,297	-9,297	
911961 - HUB - NFP Tenancy 6 Income						
4 - Income						
00 - Operating						
4122 - Rent/Lease	0	0	-14,670	-12,096	-12,096	March: Synapse commenced lease 22/6/2022
TOTAL 00 - Operating	0	0	-14,670	-12,096	-12,096	
TOTAL 4 - Income	0	0	-14,670	-12,096	-12,096	
TOTAL HUB - NFP Tenancy 6 Income	0	0	-14,670	-12,096	-12,096	
911969 - Glasshouse - Income						
4 - Income						
00 - Operating						
4127 - Hire (Property & Equipment)	-40,000	-20,000	0	-10,000	10,000	Estimated income for first year of operations based on income from other community centres October: Glasshouse is being used for COB events only for the first six months. March: reduced expected income whilst space is added to the on line booking system
TOTAL 00 - Operating	-40,000	-20,000	0	-10,000	10,000	
TOTAL 4 - Income	-40,000	-20,000	0	-10,000	10,000	
TOTAL Glasshouse - Income	-40,000	-20,000	0	-10,000	10,000	
B02699 - 314 Kew Street						
1 - Expenditure						
10 - Maintenance						
1279 - Services - Other	1,800	1,800	17,530	20,000	18,200	Ongoing maintenance and landscaping of the vacant property. March: Clearance of vegetation to prevent fire hazard whilst lease surrender discussions occur.
TOTAL 10 - Maintenance	1,800	1,800	17,530	20,000	18,200	
TOTAL 1 - Expenditure	1,800	1,800	17,530	20,000	18,200	



Budget Review Comparison
 Current Budget: 23CLRBD1, Revised Budget: 23CLRBD2

	Authorised Budget	Oct Rev Budget	Actual to	Mar Rev Budget	Movement	Movement Comment
	2022-23	2022-23	28-Feb-2023	2022-23		
TOTAL 314 Kew Street	1,800	1,800	17,530	20,000	18,200	
B81799 - Museum Building Bld Mnt						
1 - Expenditure						
00 - Operating						
1266 - Services - Cleaning	17,023	4,583	0	2,112	-2,471	Portion recoverable from WAPOL. October: WAPOL vacated building 30 Jun 22 - cleaning returned to previous regime
TOTAL 00 - Operating	17,023	4,583	0	2,112	-2,471	
TOTAL 1 - Expenditure	17,023	4,583	0	2,112	-2,471	
TOTAL Museum Building Bld Mnt	17,023	4,583	0	2,112	-2,471	
B83399 - Youth and Family Services Cent						
1 - Expenditure						
10 - Maintenance						
1279 - Services - Other	20,000	20,000	18,970	26,680	6,680	March: Replacement of Stormwater drain in October, Internal painting to common areas
TOTAL 10 - Maintenance	20,000	20,000	18,970	26,680	6,680	
TOTAL 1 - Expenditure	20,000	20,000	18,970	26,680	6,680	
TOTAL Youth and Family Services Cent	20,000	20,000	18,970	26,680	6,680	
TOTAL 210 - Facilities and Property Management	484,999	492,559	359,235	24,157	-468,403	
215 - Public Facilities						
930001 - Forster Park Income						
1 - Expenditure						
00 - Operating						
1279 - Services - Other	0	0	4,938	5,348	5,348	March: Fees associated with on line booking system
TOTAL 00 - Operating	0	0	4,938	5,348	5,348	
TOTAL 1 - Expenditure	0	0	4,938	5,348	5,348	
TOTAL Forster Park Income	0	0	4,938	5,348	5,348	
930002 - Centenary Park Income						
1 - Expenditure						
00 - Operating						
1279 - Services - Other	0	0	9,291	9,000	9,000	March: Fees associated with on line booking system
TOTAL 00 - Operating	0	0	9,291	9,000	9,000	
TOTAL 1 - Expenditure	0	0	9,291	9,000	9,000	
TOTAL Centenary Park Income	0	0	9,291	9,000	9,000	
930004 - Wilson Park Income						
1 - Expenditure						
00 - Operating						
1279 - Services - Other	0	0	757	800	800	March: Fees associated with on line booking system
TOTAL 00 - Operating	0	0	757	800	800	
TOTAL 1 - Expenditure	0	0	757	800	800	
4 - Income						
00 - Operating						
4127 - Hire (Property & Equipment)	-1,035	-1,035	-4,222	-4,500	-3,465	
TOTAL 00 - Operating	-1,035	-1,035	-4,222	-4,500	-3,465	
TOTAL 4 - Income	-1,035	-1,035	-4,222	-4,500	-3,465	
TOTAL Wilson Park Income	-1,035	-1,035	-3,465	-3,700	-2,665	
930005 - Peet Park Income						
1 - Expenditure						
00 - Operating						
1279 - Services - Other	0	0	346	396	396	March: Fees associated with on line booking system
TOTAL 00 - Operating	0	0	346	396	396	
TOTAL 1 - Expenditure	0	0	346	396	396	
TOTAL Peet Park Income	0	0	346	396	396	
930006 - Miles Park Income						
1 - Expenditure						



Budget Review Comparison
 Current Budget: 23CLRBD1, Revised Budget: 23CLRBD2

	Authorised Budget	Oct Rev Budget	Actual to	Mar Rev Budget	Movement	Movement Comment
	2022-23	2022-23	28-Feb-2023	2022-23		
00 - Operating						
1279 - Services - Other	0	0	1,974	1,846	1,846	March: Fees associated with on line booking system
TOTAL 00 - Operating	0	0	1,974	1,846	1,846	
TOTAL 1 - Expenditure	0	0	1,974	1,846	1,846	
TOTAL Miles Park Income	0	0	1,974	1,846	1,846	
930007 - Redcliffe Park - Income						
1 - Expenditure						
00 - Operating						
1279 - Services - Other	0	0	6,881	4,673	4,673	March: Fees associated with on line booking system
TOTAL 00 - Operating	0	0	6,881	4,673	4,673	
TOTAL 1 - Expenditure	0	0	6,881	4,673	4,673	
TOTAL Redcliffe Park - Income	0	0	6,881	4,673	4,673	
930009 - Rivervale Comm Cntr-Income						
1 - Expenditure						
00 - Operating						
1279 - Services - Other	0	0	5,135	5,115	5,115	March: Fees associated with on line booking system
TOTAL 00 - Operating	0	0	5,135	5,115	5,115	
TOTAL 1 - Expenditure	0	0	5,135	5,115	5,115	
TOTAL Rivervale Comm Cntr-Income	0	0	5,135	5,115	5,115	
930012 - Athletic Track						
1 - Expenditure						
00 - Operating						
1279 - Services - Other	0	0	1,788	675	675	March: Fees associated with on line booking system
TOTAL 00 - Operating	0	0	1,788	675	675	
TOTAL 1 - Expenditure	0	0	1,788	675	675	
TOTAL Athletic Track	0	0	1,788	675	675	
930013 - Middleton Park						
1 - Expenditure						
00 - Operating						
1279 - Services - Other	0	0	268	675	675	March: Fees associated with on line booking system
TOTAL 00 - Operating	0	0	268	675	675	
TOTAL 1 - Expenditure	0	0	268	675	675	
4 - Income						
00 - Operating						
4127 - Hire (Property & Equipment)	-2,070	-2,070	-4,181	-4,500	-2,430	
TOTAL 00 - Operating	-2,070	-2,070	-4,181	-4,500	-2,430	
TOTAL 4 - Income	-2,070	-2,070	-4,181	-4,500	-2,430	
TOTAL Middleton Park	-2,070	-2,070	-3,913	-3,825	-1,755	
930015 - Belmont Oval						
1 - Expenditure						
00 - Operating						
1279 - Services - Other	0	0	417	500	500	March: Fees associated with on line booking system
TOTAL 00 - Operating	0	0	417	500	500	
TOTAL 1 - Expenditure	0	0	417	500	500	
TOTAL Belmont Oval	0	0	417	500	500	
930017 - Garvey Park						
1 - Expenditure						
00 - Operating						
1279 - Services - Other	0	0	80	75	75	March: Fees associated with on line booking system
TOTAL 00 - Operating	0	0	80	75	75	
TOTAL 1 - Expenditure	0	0	80	75	75	
TOTAL Garvey Park	0	0	80	75	75	
TOTAL 215 - Public Facilities	-3,105	-3,105	23,472	20,103	23,208	



Budget Review Comparison
Current Budget: 23CLRBD1, Revised Budget: 23CLRBD2

	Authorised Budget	Oct Rev Budget	Actual to	Mar Rev Budget	Movement	Movement Comment
	2022-23	2022-23	28-Feb-2023	2022-23		
220 - Technical Services						
994000 - Technical Services						
1 - Expenditure						
00 - Operating						
1056 - Cont - Parks	0	0	0	20,000	20,000	March: Contribution to Interpretation Node (project to be delivered under the Tonkin Gap Alliance project)
1128 - Photocopying	6,500	6,500	1,631	2,500	-4,000	Toner & maintenance for copiers in Design Office, secretaries office and internal bulk photocopying done by department copiers. March Review: Budget reduction with paperless approvals, reduced staffing and low demand for posters/printing.
1200 - Salaries	1,030,169	1,030,169	487,847	900,000	-130,169	As per salaries worksheet. March Review: Reduced Salaries with vacant Design and Development Roles
1224 - Fuel	2,500	2,500	5	0	-2,500	Fuel Card for one Coordinator position in Infrastructure Development. March Review: Staff resignation and no longer required.
1226 - Stationery	3,500	3,500	670	1,500	-2,000	Photocopying supplies and general office stationery. March Review: Reduced on account of reduced staff levels and demand with paperless processes.
1227 - Printing	500	500	571	1,000	500	OCE A0 plotter/copier/scanner: paper rolls, inks, business cards, block prints and info sheets. March Review: Adjusted pro-rata based on spend to date.
1270 - Services - Legal	5,000	5,000	8,667	15,000	10,000	Easements and legal assistance DIS and MDAD.. March Review: Adjusted pro rata based on spend to date.
TOTAL 00 - Operating	1,048,169	1,048,169	499,391	940,000	-108,169	
TOTAL 1 - Expenditure	1,048,169	1,048,169	499,391	940,000	-108,169	
3 - Capital Expenditure						
32 - New Asset Acquisition						
3253 - Fleet / Plant	89,750	89,750	0	0	-89,750	Vehicle purchase Fleet 8 and 17. March: Fleet 08 and 17 replacement deferred to 23/24.
TOTAL 32 - New Asset Acquisition	89,750	89,750	0	0	-89,750	
TOTAL 3 - Capital Expenditure	89,750	89,750	0	0	-89,750	
4 - Income						
00 - Operating						
6056 - Cont to - Parks & Gardens	0	0	-10,000	-10,000	-10,000	March: DBCA Funding to Interpretation Node, project to be delivered under the Tonkin Gap Alliance project
4399 - Miscellaneous	-250	-250	0	-10,250	-10,000	Minor Reimbursements. March: 31 Rowe Ave, legal fees \$10k
TOTAL 00 - Operating	-250	-250	-10,000	-20,250	-20,000	
TOTAL 4 - Income	-250	-250	-10,000	-20,250	-20,000	
6 - Capital Income						
00 - Operating						
6253 - Fleet / Plant	-55,574	-55,574	-69,364	-69,364	-13,790	Income sale Fleet 8 and 17. March: Income from sale of Fleet 2,62 and 67.
TOTAL 00 - Operating	-55,574	-55,574	-69,364	-69,364	-13,790	
TOTAL 6 - Capital Income	-55,574	-55,574	-69,364	-69,364	-13,790	
TOTAL Technical Services	1,082,095	1,082,095	420,028	850,386	-231,709	
994001 - Asset Management						
1 - Expenditure						
00 - Operating						
1200 - Salaries	342,170	342,170	127,711	230,000	-112,170	As per salaries worksheet. March Review: Reduced Salary adjustment with vacant AM Coord role, note Agency costs under 994001-00-1322-00 Services - Other Consultants.
1216 - Agency Staff	0	0	69,572	80,000	80,000	March Review: New item and reallocation of Agency costs from Services - Other Consultants item.
1271 - Services - Other Consultants	50,000	80,000	8,512	65,000	-15,000	Forecast spend on consultants for Asset Management IPWEA NAMS+ Maturity Audit, Systems Review, Asset Condition Inspections and Surveys, Community Levels of Service Survey. October: Increased budget to cover full scope of services. March Review: Budget allowance for Agency Coordinator Asset Management role and increased to cover outstanding Asset Management Audit task.
TOTAL 00 - Operating	392,170	422,170	205,794	375,000	-47,170	
TOTAL 1 - Expenditure	392,170	422,170	205,794	375,000	-47,170	
TOTAL Asset Management	392,170	422,170	205,794	375,000	-47,170	
994003 - Traffic/Road Investigation						
1 - Expenditure						
00 - Operating						



Budget Review Comparison
Current Budget: 23CLRBD1, Revised Budget: 23CLRBD2

	Authorised Budget	Oct Rev Budget	Actual to	Mar Rev Budget	Movement	Movement Comment
	2022-23	2022-23	28-Feb-2023	2022-23		
1216 - Agency Staff	70,000	70,000	0	45,000	-25,000	Budget for either Agency or Consultant staff to progress projects such as a Road Network Safety Plan, City Transportation Model, Crash Analysis and Trend Reporting. October Review: Monthly expenditure adjusted.
1271 - Services - Other Consultants	60,000	140,000	24,222	124,000	-16,000	March Review: Budget allowance for Agency or Panel contract with vacant Traffic Advisor role. Civil Consultancy to develop 2024-2025 MRRG Submission, material testing and traffic management plan \$10,000 (May). Road Safety Audit as required by Main Roads WA for any State or National Black Spot submission \$5000 (Jun). Abernethy Rd, Great Eastern Highway to Kewdale Rd Route Transportation Study by consultant (\$45,000) July-Nov. October: Additional \$80,000 required for Abernethy Rd Route Study, monthly expenditure adjusted. March Review: Budget spend to date from Urbii Consultant, contract completed, expenditure timing adjusted for Abernethy Rd Study and Modelling.
TOTAL 00 - Operating	130,000	210,000	24,222	169,000	-41,000	
TOTAL 1 - Expenditure	130,000	210,000	24,222	169,000	-41,000	
TOTAL Traffic/Road Investigation	130,000	210,000	24,222	169,000	-41,000	
994004 - Travel Smart						
1 - Expenditure						
00 - Operating						
1200 - Salaries	93,502	60,000	0	28,000	-32,000	As per salaries worksheet. October: Reduced as Travel Smart Officer position is still vacant. March Review: Budget reduction and timing adjustment as TSO position still vacant.
1209 - Superannuation	14,501	14,501	0	4,461	-10,040	As per salaries worksheet. March Review: TSO role vacant expenditure timing adjusted.
1222 - Materials	7,170	7,170	0	0	-7,170	Bike Breakfast Signs (750), Promotional items, give-aways, prizes, staff survey incentive vouchers etc..(6070), Staff Bike Fleet renewal items (350) March Review: No TSO or events.
1279 - Services - Other	24,850	24,850	0	3,000	-21,850	Fleet bike servicing (1000), Bike Repair Station routine maintenance (1500), Staff Smart Rider Cards (250), Avon Descent (1100), Bike Breakfast event (1200), Bike valet parking major City events (1500), E-Rideable come and try, education and safety event, will also seek Grant Funds from Road Safety Commission (1500), Travel Plan promotion (2000), Back on your bike or bike maintenance community workshop (2000), Constable Care (7500), Autumn River Festival Bike event (1100), Bike user survey and Super Tuesday (2700). March Review: Reduced scope of activities and budget with no TSO.
1332 - Advertising	2,800	2,800	0	0	-2,800	Newspaper promoting Bike week, social media promotion of TravelSmart events, Lets Celebrate Belmont Guide promotion. March Review: No events or promotion with absence of TSO.
1387 - Food - Other	3,400	3,400	227	500	-2,900	Bike Breakfast catering, School Breakfast Grants. March Review: Reduced budget with no TSO.
TOTAL 00 - Operating	146,223	112,721	227	35,961	-76,760	
10 - Maintenance						
1265 - Services - Equipment Maint.	0	0	315	500	500	March Review: Budget allowance for Bike Fleet maintenance.
TOTAL 10 - Maintenance	0	0	315	500	500	
TOTAL 1 - Expenditure	146,223	112,721	543	36,461	-76,260	
TOTAL Travel Smart	146,223	112,721	543	36,461	-76,260	
TOTAL 220 - Technical Services	1,750,488	1,826,986	650,587	1,430,847	-396,139	
235 - City Projects						
994007 - City Projects						
1 - Expenditure						
00 - Operating						
1234 - Uniforms/Protective Clothing	0	0	72	72	72	
1270 - Services - Legal	50,000	15,000	0	0	-15,000	October: Legal fees for Belmont Hub paid from CP2301 and funds transferred to that account. General legal fees allowed for should additional services be required. March: Budget reallocated to other project consultancy requirements. General Legal Fees not anticipated to be required.



Budget Review Comparison
Current Budget: 23CLRBD1, Revised Budget: 23CLRBD2

	Authorised Budget	Oct Rev Budget	Actual to	Mar Rev Budget	Movement	Movement Comment
	2022-23	2022-23	28-Feb-2023	2022-23		
1271 - Services - Other Consultants	530,000	530,000	17,025	770,000	240,000	Wilson Park Stage 2: Heart + Playground - \$220,000 for design development & documentation Faulkner Civic Precinct: Ornamental Lakes - \$120,000 for design development & documentation 400 Abernethy Road - \$100,000 Site services assessment, staging plan, IA Business Case, concept options stage1 Faulkner Civic Precinct: Masterplan Review - \$40,000 for masterplan review and updated staging plan for future stages. \$30,000 Project Management Framework Peer Review and implementation action plan \$20,000 for general consultancy, cost estimating services and contingency October: FCP Masterplan - delayed to 23/24, funds added to general consultancy March: Wilson Park Zone 2 - Increase in design prices due to market inflation. Budget \$420,000 inc contingency FCP Ornamental Lakes - Increase in design prices due to market inflation. Budget \$200,000 including contingency 400 Abernethy Rd - Increase in budget to allow for additional scope including Site Services Assessment, Transport Assessment, Project Communications/Engagement and Feature Survey - Budget \$150,000 including contingency FCP Masterplan - delayed to 24/25, funds reallocated to above budgets. General consultancy and Project Management Review delayed to 23/24, funds reallocated to above budgets. Due to procurement requirement, majority of funds will carry-forward into 2023/24
1399 - Miscellaneous	0	0	391	1,000	1,000	March: Miscellaneous project administration requirements.
TOTAL 00 - Operating	580,000	545,000	17,488	771,072	226,072	
TOTAL 1 - Expenditure	580,000	545,000	17,488	771,072	226,072	
TOTAL City Projects	580,000	545,000	17,488	771,072	226,072	
CP2201 - Wilson Park Netball Courts & Sports Lighting						
1 - Expenditure						
31 - New Asset Construction						
1201 - Wages	0	0	292	500	500	March: Adjusted to account for actual spend.
1219 - Overheads	0	0	859	1,000	1,000	March: Adjusted to account for actual spend.
1235 - Signs	5,000	5,000	1,546	1,546	-3,454	Construction site signage October: Reflowed to match construction schedule. March: Budget reduced to match actual spend.
1253 - Fleet / Plant	0	0	364	500	500	March: Adjusted to account for actual spend.
1271 - Services - Other Consultants	120,000	120,000	32,900	58,400	-61,600	Site superintendent costs and other associated consultant fees to deliver the capital works. Includes carry-forward from 21/22. October: Reflowed to match construction schedule. March: Budget reduced and reflowed to match construction schedule.
1279 - Services - Other	2,380,000	2,380,000	2,125,842	2,425,000	45,000	Expected tender costs Includes carry-forward from 21/22 \$533,240 municipal funds Note: OCM report to May to approve budget amendment with tender acceptance October: Reflowed to reflect updated construction schedule March: Reflowed and increased for contract variations received to date and contingency for unexpected issues at project completion.
TOTAL 31 - New Asset Construction	2,505,000	2,505,000	2,161,803	2,486,946	-18,054	
TOTAL 1 - Expenditure	2,505,000	2,505,000	2,161,803	2,486,946	-18,054	
6 - Capital Income						
00 - Operating						
6059 - Cont - Other	-100,000	-100,000	-90,909	-90,909	9,091	Includes carry-forward from 21/22 - Belmont Netball Association commitment of \$100,000 March: updated to reflect actual.
TOTAL 00 - Operating	-100,000	-100,000	-90,909	-90,909	9,091	
TOTAL 6 - Capital Income	-100,000	-100,000	-90,909	-90,909	9,091	
TOTAL Wilson Park Netball Courts & Sports Lighting	2,405,000	2,405,000	2,070,894	2,396,037	-8,963	
CP2202 - Belvidere Street Precinct Revitalisation						
1 - Expenditure						
31 - New Asset Construction						
1275 - Services - Record Storage	0	0	164	164	164	March: Adjusted to account for actual spend.
1279 - Services - Other	0	0	244	244	244	March: Adjusted to account for actual spend.
TOTAL 31 - New Asset Construction	0	0	408	408	408	
TOTAL 1 - Expenditure	0	0	408	408	408	



Budget Review Comparison
Current Budget: 23CLRBD1, Revised Budget: 23CLRBD2

	Authorised Budget	Oct Rev Budget	Actual to	Mar Rev Budget	Movement	Movement Comment
	2022-23	2022-23	28-Feb-2023	2022-23		
TOTAL Belvidere Street Precinct Revitalisation	0	0	408	408	408	
CP2301 - Belmont Hub Major Defects Rectification						
1 - Expenditure						
30 - Asset Renewal						
1270 - Services - Legal	0	69,680	30,561	69,320	-360	October: carry forward from BB1410-31-1279-000 (2021/22 FY) March: reflowed to match current schedule of services
1271 - Services - Other Consultants	0	30,000	29,620	51,500	21,500	October: transferred from CP2301-30-1279 Services Other for Consultancy Fees. March: Reflowed and increased based on revised remaining outstanding issues.
1279 - Services - Other	290,000	260,000	0	150,000	-110,000	October: Reflowed to reflect updated schedule. March: Reflowed and reduced budget to reflect updated schedule and revised cost estimates.
TOTAL 30 - Asset Renewal	290,000	359,680	60,181	270,820	-88,860	
TOTAL 1 - Expenditure	290,000	359,680	60,181	270,820	-88,860	-218,936
6 - Capital Income						
00 - Operating						
6059 - Cont - Other	-290,000	-290,000	0	-150,000	140,000	Funds recouped through Bond or Settlement with PACT for Belmont Hub Defects Rectification October: Reflowed to reflect updated schedule. Funds may be recouped through a legal process for outstanding issues, which would likely occur in the latter part of the financial year following further investigations. March: Budget reduced to match revised price estimates outlined in CP2301
TOTAL 00 - Operating	-290,000	-290,000	0	-150,000	140,000	
TOTAL 6 - Capital Income	-290,000	-290,000	0	-150,000	140,000	
TOTAL Belmont Hub Major Defects Rectification	0	69,680	60,181	120,820	51,140	
TOTAL 235 - City Projects	2,985,000	3,019,680	2,148,971	3,288,337	268,657	
240 - Road Construction						
WR2136 - Abernethy Road						
1 - Expenditure						
30 - Asset Renewal						
1200 - Salaries	3,753	3,753	0	0	-3,753	Lengthen slip lane on southern approach. March: Budget increased to include street light and road widening by others.
1201 - Wages	5,630	5,630	606	8,436	2,806	
1213 - Salaries - Supervisors	3,753	3,753	7,640	5,624	1,871	
1216 - Agency Staff	3,753	3,753	10,895	5,624	1,871	
1219 - Overheads	27,453	27,453	46,580	50,616	23,163	
1222 - Materials	3,753	3,753	7,845	5,624	1,871	
1253 - Fleet / Plant	3,753	3,753	494	5,624	1,871	
1271 - Services - Other Consultants	129,498	129,498	0	0	-129,498	
1279 - Services - Other	0	0	201,092	199,656	199,656	
TOTAL 30 - Asset Renewal	181,346	181,346	275,152	281,204	99,858	
TOTAL 1 - Expenditure	181,346	181,346	275,152	281,204	99,858	
TOTAL Abernethy Road	181,346	181,346	275,152	281,204	99,858	
WR2139 - Stanton Road						
1 - Expenditure						
30 - Asset Renewal						
1201 - Wages	0	700	0	0	-700	October: Carry forward project from 21/22, after Western Power work. March: Budget reduced to reflect completed project costs.
1213 - Salaries - Supervisors	0	1,500	329	329	-1,171	
1216 - Agency Staff	0	1,500	0	0	-1,500	
1219 - Overheads	0	7,733	968	968	-6,765	
1222 - Materials	0	0	337	337	337	
1279 - Services - Other	0	26,963	14,748	18,366	-8,597	
TOTAL 30 - Asset Renewal	0	38,396	16,382	20,000	-18,396	
TOTAL 1 - Expenditure	0	38,396	16,382	20,000	-18,396	
TOTAL Stanton Road	0	38,396	16,382	20,000	-18,396	
WR2218 - Hardey Rd - GEHwy to Wallace St						
1 - Expenditure						
30 - Asset Renewal						



Budget Review Comparison
Current Budget: 23CLRBD1, Revised Budget: 23CLRBD2

	Authorised Budget	Oct Rev Budget	Actual to	Mar Rev Budget	Movement	Movement Comment
	2022-23	2022-23	28-Feb-2023	2022-23		
1201 - Wages	0	3,850	158	1,876	-1,974	October: Carry forward project from 2021/2022. March: Budget increased, finalised scope and cost escalation.
1213 - Salaries - Supervisors	0	963	1,204	1,252	289	
1216 - Agency Staff	0	480	1,051	1,252	772	
1219 - Overheads	0	8,855	6,157	11,262	2,407	
1222 - Materials	0	8,663	47	616	-8,047	
1253 - Fleet / Plant	0	3,850	221	1,252	-2,598	
1279 - Services - Other	0	21,464	9,126	45,052	23,588	
TOTAL 30 - Asset Renewal	0	48,125	17,963	62,562	14,437	
TOTAL 1 - Expenditure	0	48,125	17,963	62,562	14,437	
TOTAL Hardey Rd - GEHwy to Wallace St	0	48,125	17,963	62,562	14,437	
WR2219 - Hardey Rd - Frederick St to George St						
1 - Expenditure						
30 - Asset Renewal						
1201 - Wages	0	3,993	0	1,947	-2,046	October: Carry forward project from 2021/2022. March: Budget increased, finalised scope and cost escalation.
1213 - Salaries - Supervisors	0	998	570	1,298	300	
1216 - Agency Staff	0	500	813	1,298	798	
1219 - Overheads	0	9,184	3,343	11,679	2,495	
1222 - Materials	0	8,984	289	649	-8,335	
1253 - Fleet / Plant	0	3,993	0	1,298	-2,695	
1279 - Services - Other	0	22,261	538	46,718	24,457	
TOTAL 30 - Asset Renewal	0	49,913	5,553	64,887	14,974	
TOTAL 1 - Expenditure	0	49,913	5,553	64,887	14,974	
TOTAL Hardey Rd - Frederick St to George St	0	49,913	5,553	64,887	14,974	
WR2220 - Hardey Rd - Belvidere St to Alexander St						
1 - Expenditure						
30 - Asset Renewal						
1201 - Wages	0	4,646	488	2,265	-2,381	October: Carry forward project from 2021/2022. March: Budget increased, finalised scope and cost escalation.
1213 - Salaries - Supervisors	0	1,162	517	1,510	348	
1216 - Agency Staff	0	581	761	1,510	929	
1219 - Overheads	0	10,687	4,517	13,591	2,904	
1222 - Materials	0	10,454	111	755	-9,699	
1253 - Fleet / Plant	0	4,646	806	1,510	-3,136	
1279 - Services - Other	0	25,904	538	54,364	28,460	
TOTAL 30 - Asset Renewal	0	58,080	7,738	75,505	17,425	
TOTAL 1 - Expenditure	0	58,080	7,738	75,505	17,425	
TOTAL Hardey Rd - Belvidere St to Alexander St	0	58,080	7,738	75,505	17,425	
WR2221 - Francisco St - Abernethy to Newlyn						
1 - Expenditure						
30 - Asset Renewal						
1279 - Services - Other	0	0	5,076	5,076	5,076	March: Budget for late MRWA invoice, line marking.
TOTAL 30 - Asset Renewal	0	0	5,076	5,076	5,076	
TOTAL 1 - Expenditure	0	0	5,076	5,076	5,076	
TOTAL Francisco St - Abernethy to Newlyn	0	0	5,076	5,076	5,076	
WR2227 - Acton Av (E) - Gabriel St to Keane St						
1 - Expenditure						
30 - Asset Renewal						
1200 - Salaries	1,518	1,518	0	0	-1,518	Profile and overlay 50mm, 2760m2. March: Budget increased, finalised scope and cost escalation.
1201 - Wages	2,277	2,277	0	2,861	584	
1213 - Salaries - Supervisors	1,518	1,518	0	1,907	389	
1216 - Agency Staff	1,518	1,518	0	1,907	389	
1219 - Overheads	11,104	11,104	0	17,164	6,060	
1222 - Materials	759	759	0	954	195	
1253 - Fleet / Plant	1,518	1,518	0	1,907	389	



Budget Review Comparison
 Current Budget: 23CLRBD1, Revised Budget: 23CLRBD2

	Authorised Budget	Oct Rev Budget	Actual to	Mar Rev Budget	Movement	Movement Comment
	2022-23	2022-23	28-Feb-2023	2022-23		
1279 - Services - Other	53,138	53,138	0	68,655	15,517	
TOTAL 30 - Asset Renewal	73,350	73,350	0	95,355	22,005	
TOTAL 1 - Expenditure	73,350	73,350	0	95,355	22,005	
TOTAL Acton Av (E) - Gabriel St to Keane St	73,350	73,350	0	95,355	22,005	
WR2229 - Belgravia St (B) - CDS (Fairbrother St) to Oakdale Gr						
1 - Expenditure						
30 - Asset Renewal						
1200 - Salaries	811	811	0	0	-811	Profile edges and overlay 1474m2. March: Budget increased to reflect actual costs.
1201 - Wages	1,216	1,216	724	724	-492	
1213 - Salaries - Supervisors	811	811	1,182	1,182	371	
1216 - Agency Staff	811	811	1,650	1,650	839	
1219 - Overheads	5,930	5,930	8,620	8,620	2,690	
1222 - Materials	405	405	994	994	589	
1253 - Fleet / Plant	811	811	1,906	1,906	1,095	
1279 - Services - Other	28,378	28,378	54,336	56,924	28,546	
TOTAL 30 - Asset Renewal	39,173	39,173	69,412	72,000	32,827	
TOTAL 1 - Expenditure	39,173	39,173	69,412	72,000	32,827	
TOTAL Belgravia St (B) - CDS (Fairbrother St) to Oakdale Gr	39,173	39,173	69,412	72,000	32,827	
WR2231 - Abernethy Rd - Alexander Rd						
1 - Expenditure						
30 - Asset Renewal						
1200 - Salaries	5,587	5,587	0	0	-5,587	Lengthen slip lane on north approach, widen south. March: Budget reduced to reflect scope reduction and actual costs.
1201 - Wages	8,381	8,381	682	520	-7,861	
1213 - Salaries - Supervisors	5,587	5,587	1,353	1,353	-4,234	
1216 - Agency Staff	5,587	5,587	642	642	-4,945	
1219 - Overheads	40,870	40,870	7,299	6,824	-34,046	
1222 - Materials	2,794	2,794	1,120	1,120	-1,674	
1253 - Fleet / Plant	5,587	5,587	1,224	656	-4,931	
1279 - Services - Other	195,578	195,578	55,576	58,885	-136,693	
TOTAL 30 - Asset Renewal	269,970	269,970	67,896	70,000	-199,970	
TOTAL 1 - Expenditure	269,970	269,970	67,896	70,000	-199,970	
TOTAL Abernethy Rd - Alexander Rd	269,970	269,970	67,896	70,000	-199,970	
WR2232 - Hardey Rd - Durban St / Frederick St intersection						
1 - Expenditure						
30 - Asset Renewal						
1200 - Salaries	3,250	3,250	0	2,500	-750	Reconfigure offset intersection, consultation, design and utilities. March: Budget reduced to reflect expected expenditure.
1271 - Services - Other Consultants	19,500	19,500	0	5,000	-14,500	
1279 - Services - Other	42,250	42,250	0	7,500	-34,750	
TOTAL 30 - Asset Renewal	65,000	65,000	0	15,000	-50,000	
TOTAL 1 - Expenditure	65,000	65,000	0	15,000	-50,000	
TOTAL Hardey Rd - Durban St / Frederick St intersection	65,000	65,000	0	15,000	-50,000	
WR2234 - Armadale Rd - Fulham St to Sydenham St						
1 - Expenditure						
30 - Asset Renewal						
1279 - Services - Other	0	7,000	0	3,000	-4,000	October: Project completed in July - invoice expected. March: Budget for MRWA invoice, line marking.
TOTAL 30 - Asset Renewal	0	7,000	0	3,000	-4,000	
TOTAL 1 - Expenditure	0	7,000	0	3,000	-4,000	
TOTAL Armadale Rd - Fulham St to Sydenham St	0	7,000	0	3,000	-4,000	
WR2236 - Abernethy Rd (MRRG) - Fulham St to Gabriel St - Stabilisatio						
1 - Expenditure						
30 - Asset Renewal						
1201 - Wages	0	0	130	130	130	



Budget Review Comparison
Current Budget: 23CLRBD1, Revised Budget: 23CLRBD2

	Authorised Budget	Oct Rev Budget	Actual to	Mar Rev Budget	Movement	Movement Comment
	2022-23	2022-23	28-Feb-2023	2022-23		
1219 - Overheads	0	0	130	130	130	
1253 - Fleet / Plant	0	0	240	240	240	
1271 - Services - Other Consultants	0	0	10,171	10,171	10,171	March: Budget for late MRWA invoice, line marking.
TOTAL 30 - Asset Renewal	0	0	10,672	10,671	10,671	
TOTAL 1 - Expenditure	0	0	10,672	10,671	10,671	
TOTAL Abernethy Rd (MRRG) - Fulham St to Gabriel St - Stabilisatic	0	0	10,672	10,671	10,671	
WR2237 - Abernethy Rd (MRRG) - Fulham St to Gabriel St - Stabilisatio						
1 - Expenditure						
30 - Asset Renewal						
1271 - Services - Other Consultants	0	0	2,228	2,228	2,228	March: Budget for late MRWA invoice, line marking.
TOTAL 30 - Asset Renewal	0	0	2,228	2,228	2,228	
TOTAL 1 - Expenditure	0	0	2,228	2,228	2,228	
TOTAL Abernethy Rd (MRRG) - Fulham St to Gabriel St - Stabilisatic	0	0	2,228	2,228	2,228	
WR2242 - Durban St (SBS) - Leake St intersection - Installation of me						
1 - Expenditure						
30 - Asset Renewal						
1271 - Services - Other Consultants	0	0	8,449	8,761	8,761	March: Budget for late MRWA invoice, line marking and audit.
1279 - Services - Other	0	0	698	698	698	
TOTAL 30 - Asset Renewal	0	0	9,147	9,459	9,459	
TOTAL 1 - Expenditure	0	0	9,147	9,459	9,459	
TOTAL Durban St (SBS) - Leake St intersection - Installation of me	0	0	9,147	9,459	9,459	
WR2305 - Belgravia Street - Wright St to Fulham St - Profile and over						
1 - Expenditure						
30 - Asset Renewal						
1200 - Salaries	2,586	2,586	0	0	-2,586	Profile and overlay 50mm, 2873m2. March: Budget reallocated to meet RTR funding requirements.
1201 - Wages	3,879	3,879	0	0	-3,879	
1213 - Salaries - Supervisors	2,586	2,586	0	0	-2,586	
1216 - Agency Staff	2,586	2,586	0	0	-2,586	
1219 - Overheads	18,914	18,914	0	0	-18,914	
1222 - Materials	1,293	1,293	0	0	-1,293	
1253 - Fleet / Plant	2,586	2,586	0	0	-2,586	
1271 - Services - Other Consultants	0	0	0	2,500	2,500	
1279 - Services - Other	90,513	90,513	0	0	-90,513	
TOTAL 30 - Asset Renewal	124,941	124,941	0	2,500	-122,441	
TOTAL 1 - Expenditure	124,941	124,941	0	2,500	-122,441	
TOTAL Belgravia Street - Wright St to Fulham St - Profile and over	124,941	124,941	0	2,500	-122,441	
WR2307 - Kewdale Rd to Freight Terminal entrance road (south/west)						
6 - Capital Income						
00 - Operating						
6023 - Grant - Metro Roads	-164,877	-164,877	-119,206	-133,167	31,710	MRRG income in three payments 40,40 & 20%. March: Correction, allocation of income.
TOTAL 00 - Operating	-164,877	-164,877	-119,206	-133,167	31,710	
TOTAL 6 - Capital Income	-164,877	-164,877	-119,206	-133,167	31,710	
TOTAL Kewdale Rd to Freight Terminal entrance road (south/west)	-164,877	-164,877	-119,206	-133,167	31,710	
WR2308 - Abernethy Road - Daddow Rd to CoK boundary north/east bound						
1 - Expenditure						
30 - Asset Renewal						
1200 - Salaries	3,043	3,043	1,860	0	-3,043	FBS stabilisation 2275m2. March: Correction to expenditure allocation.
1201 - Wages	4,565	4,565	0	4,440	-125	
1213 - Salaries - Supervisors	3,043	3,043	0	6,660	3,617	
1216 - Agency Staff	3,043	3,043	0	4,440	1,397	
1219 - Overheads	22,263	22,263	0	39,959	17,696	
1222 - Materials	1,522	1,522	0	2,220	698	
1253 - Fleet / Plant	3,043	3,043	0	4,440	1,397	
1271 - Services - Other Consultants	0	0	0	4,440	4,440	



Budget Review Comparison
Current Budget: 23CLRBD1, Revised Budget: 23CLRBD2

	Authorised Budget	Oct Rev Budget	Actual to	Mar Rev Budget	Movement	Movement Comment
	2022-23	2022-23	28-Feb-2023	2022-23		
1279 - Services - Other	106,535	106,535	5,800	155,396	48,861	
TOTAL 30 - Asset Renewal	147,058	147,058	7,660	221,995	74,937	
TOTAL 1 - Expenditure	147,058	147,058	7,660	221,995	74,937	
6 - Capital Income						
00 - Operating						
6023 - Grant - Metro Roads	-88,215	-88,215	-101,225	-164,847	-76,632	MRRG income in three payments 40,40 & 20%. March: Correction, allocation of income.
TOTAL 00 - Operating	-88,215	-88,215	-101,225	-164,847	-76,632	
TOTAL 6 - Capital Income	-88,215	-88,215	-101,225	-164,847	-76,632	
TOTAL Abernethy Road - Daddow Rd to CoK boundary north/east b	58,843	58,843	-93,565	57,148	-1,695	
WR2309 - Abernethy Rd - Daddow Rd to CoK boundary (north/east bound)						
1 - Expenditure						
30 - Asset Renewal						
1200 - Salaries	4,594	4,594	941	0	-4,594	FBS stabilisation 2085m2. March: Correction to expenditure allocation.
1201 - Wages	6,891	6,891	0	10,224	3,333	
1213 - Salaries - Supervisors	4,594	4,594	0	6,816	2,222	
1216 - Agency Staff	4,594	4,594	0	6,816	2,222	
1219 - Overheads	33,607	33,607	0	61,346	27,739	
1222 - Materials	2,297	2,297	0	3,408	1,111	
1253 - Fleet / Plant	4,594	4,594	0	6,816	2,222	
1271 - Services - Other Consultants	0	0	0	6,816	6,816	
1279 - Services - Other	160,823	160,823	720	238,568	77,745	
TOTAL 30 - Asset Renewal	221,995	221,995	1,661	340,810	118,815	
TOTAL 1 - Expenditure	221,995	221,995	1,661	340,810	118,815	
6 - Capital Income						
00 - Operating						
6023 - Grant - Metro Roads	-133,167	-133,167	-135,042	-204,440	-71,273	MRRG income in three payments 40,40 & 20%. March: Correction, allocation of income.
TOTAL 00 - Operating	-133,167	-133,167	-135,042	-204,440	-71,273	
TOTAL 6 - Capital Income	-133,167	-133,167	-135,042	-204,440	-71,273	
TOTAL Abernethy Rd - Daddow Rd to CoK boundary (north/east bound)	88,828	88,828	-133,381	136,370	47,542	
WR2310 - Daddow Road - Abernethy Rd to CoK boundary south/east bound						
1 - Expenditure						
30 - Asset Renewal						
1200 - Salaries	7,053	7,053	752	0	-7,053	FBS stabilisation 1950m2. March: Correction to expenditure allocation.
1201 - Wages	10,580	10,580	0	4,412	-6,168	
1213 - Salaries - Supervisors	7,053	7,053	0	2,941	-4,112	
1216 - Agency Staff	7,053	7,053	0	2,941	-4,112	
1219 - Overheads	51,594	51,594	0	26,470	-25,124	
1222 - Materials	3,527	3,527	0	1,471	-2,056	
1253 - Fleet / Plant	7,055	7,055	0	2,941	-4,114	
1271 - Services - Other Consultants	0	0	5,010	2,941	2,941	
1279 - Services - Other	246,896	246,896	720	102,940	-143,956	
TOTAL 30 - Asset Renewal	340,812	340,812	6,482	147,057	-193,755	
TOTAL 1 - Expenditure	340,812	340,812	6,482	147,057	-193,755	
6 - Capital Income						
00 - Operating						
6023 - Grant - Metro Roads	-204,440	-204,440	-117,062	-88,215	116,225	MRRG income in three payments 40,40 & 20%. March: Correction, allocation of income.
TOTAL 00 - Operating	-204,440	-204,440	-117,062	-88,215	116,225	
TOTAL 6 - Capital Income	-204,440	-204,440	-117,062	-88,215	116,225	
TOTAL Daddow Road - Abernethy Rd to CoK boundary south/east b	136,372	136,372	-110,580	58,842	-77,530	
WR2314 - Gabriel Place - Gabriel Street to Acton Ave - Profile edges						
1 - Expenditure						
30 - Asset Renewal						



Budget Review Comparison
 Current Budget: 23CLRBD1, Revised Budget: 23CLRBD2

	Authorised Budget	Oct Rev Budget	Actual to	Mar Rev Budget	Movement	Movement Comment
	2022-23	2022-23	28-Feb-2023	2022-23		
1201 - Wages	926	926	564	564	-362	
1213 - Salaries - Supervisors	617	617	282	282	-335	
1216 - Agency Staff	617	617	0	0	-617	
1219 - Overheads	4,516	4,516	2,487	2,487	-2,029	
1222 - Materials	309	309	3,140	3,140	2,831	
1253 - Fleet / Plant	618	618	406	406	-212	
1279 - Services - Other	21,608	22,225	28,964	28,704	6,479	
TOTAL 30 - Asset Renewal	29,211	29,828	35,843	35,583	5,755	
TOTAL 1 - Expenditure	29,211	29,828	35,843	35,583	5,755	
TOTAL Gabriel Place - Gabriel Street to Acton Ave - Profile edges	29,211	29,828	35,843	35,583	5,755	
WR2315 - Armadale Road - Campbell St to Roberts Rd - Profile edges an						
1 - Expenditure						
30 - Asset Renewal						
1200 - Salaries	1,237	1,237	1,530	0	-1,237	Profile edges and overlay 2316m2. March: Budget increased, finalised scope and cost escalation.
1201 - Wages	1,855	1,855	0	2,331	476	
1213 - Salaries - Supervisors	1,237	1,237	0	1,554	317	
1216 - Agency Staff	1,237	1,237	0	1,554	317	
1219 - Overheads	9,047	9,047	0	13,983	4,936	
1222 - Materials	624	624	0	777	153	
1253 - Fleet / Plant	1,238	1,238	0	1,554	316	
1279 - Services - Other	43,285	43,285	269	55,933	12,648	
TOTAL 30 - Asset Renewal	59,759	59,759	1,799	77,686	17,927	
TOTAL 1 - Expenditure	59,759	59,759	1,799	77,686	17,927	
TOTAL Armadale Road - Campbell St to Roberts Rd - Profile edges :	59,759	59,759	1,799	77,686	17,927	
WR2316 - Armadale Road - Roberts Rd to Alexander Rd - Profile edges a						
1 - Expenditure						
30 - Asset Renewal						
1200 - Salaries	885	885	1,530	0	-885	Profile edges and overlay 1658m2. March: Budget increased, finalised scope and cost escalation.
1201 - Wages	1,328	1,328	0	1,668	340	
1213 - Salaries - Supervisors	885	885	0	1,112	227	
1216 - Agency Staff	885	885	0	1,112	227	
1219 - Overheads	6,477	6,477	0	10,011	3,534	
1222 - Materials	447	447	0	556	109	
1253 - Fleet / Plant	885	885	0	1,112	227	
1279 - Services - Other	30,988	30,988	269	40,045	9,057	
TOTAL 30 - Asset Renewal	42,781	42,781	1,799	55,616	12,835	
TOTAL 1 - Expenditure	42,781	42,781	1,799	55,616	12,835	
TOTAL Armadale Road - Roberts Rd to Alexander Rd - Profile edges	42,781	42,781	1,799	55,616	12,835	
WR2317 - Salisbury Road - Hampden St to CDS - Profile edges and overl						
1 - Expenditure						
30 - Asset Renewal						
1200 - Salaries	659	659	0	0	-659	Profile edges and overlay 1234m2. March: Budget amended to reflect completed actual costs.
1201 - Wages	988	988	0	0	-988	
1213 - Salaries - Supervisors	659	659	94	94	-565	
1216 - Agency Staff	659	659	144	144	-515	
1219 - Overheads	4,820	4,820	573	573	-4,247	
1222 - Materials	329	329	0	0	-329	
1253 - Fleet / Plant	659	659	0	0	-659	
1279 - Services - Other	23,067	23,068	31,135	31,135	8,067	
TOTAL 30 - Asset Renewal	31,841	31,841	31,946	31,946	105	
TOTAL 1 - Expenditure	31,841	31,841	31,946	31,946	105	
TOTAL Salisbury Road - Hampden St to CDS - Profile edges and over	31,841	31,841	31,946	31,946	105	
WR2318 - Penryn Street - Kew St to Scott St - Profile edges and overl						
1 - Expenditure						
30 - Asset Renewal						
1200 - Salaries	976	976	797	797	-179	Profile edges and overlay 1828m2. March: Budget amended to reflect completed actual costs.



Budget Review Comparison
 Current Budget: 23CLRBD1, Revised Budget: 23CLRBD2

	Authorised Budget	Oct Rev Budget	Actual to	Mar Rev Budget	Movement	Movement Comment
	2022-23	2022-23	28-Feb-2023	2022-23		
1201 - Wages	1,464	1,464	0	0	-1,464	
1213 - Salaries - Supervisors	976	976	188	188	-788	
1216 - Agency Staff	976	976	0	0	-976	
1219 - Overheads	7,141	7,142	553	553	-6,589	
1222 - Materials	488	488	0	0	-488	
1253 - Fleet / Plant	976	976	0	0	-976	
1279 - Services - Other	34,170	34,170	31,973	31,973	-2,197	
TOTAL 30 - Asset Renewal	47,168	47,168	33,511	33,511	-13,657	
TOTAL 1 - Expenditure	47,168	47,168	33,511	33,511	-13,657	
TOTAL Penryn Street - Kew St to Scott St - Profile edges and overl	47,168	47,168	33,511	33,511	-13,657	
WR2319 - Penryn Court - Penryn St to CDS - Profile edges and overlay						
1 - Expenditure						
30 - Asset Renewal						
1200 - Salaries	274	274	797	797	523	Profile edges and overlay 514m2. March: Budget amended to reflect completed actual costs.
1201 - Wages	412	412	0	0	-412	
1213 - Salaries - Supervisors	274	274	0	0	-274	
1216 - Agency Staff	274	274	0	0	-274	
1219 - Overheads	2,008	2,008	0	0	-2,008	
1222 - Materials	137	137	0	0	-137	
1253 - Fleet / Plant	274	274	0	0	-274	
1279 - Services - Other	9,608	9,608	13,263	13,263	3,655	
TOTAL 30 - Asset Renewal	13,263	13,263	14,060	14,060	797	
TOTAL 1 - Expenditure	13,263	13,263	14,060	14,060	797	
TOTAL Penryn Court - Penryn St to CDS - Profile edges and overlay	13,263	13,263	14,060	14,060	797	
WR2320 - Exeldia Place - Belgravia St to Cul de Sac - Profile edges a						
1 - Expenditure						
30 - Asset Renewal						
1200 - Salaries	288	0	797	797	797	Profile edges and overlay 540m2. March: Budget amended to reflect completed actual costs.
1201 - Wages	433	433	412	412	-21	
1213 - Salaries - Supervisors	288	288	188	188	-100	
1216 - Agency Staff	288	288	0	0	-288	
1219 - Overheads	2,109	2,109	1,764	1,764	-345	
1222 - Materials	144	144	1,540	1,540	1,396	
1253 - Fleet / Plant	288	288	480	480	192	
1279 - Services - Other	10,094	10,384	22,341	22,341	11,957	
TOTAL 30 - Asset Renewal	13,934	13,934	27,522	27,522	13,588	
TOTAL 1 - Expenditure	13,934	13,934	27,522	27,522	13,588	
TOTAL Exeldia Place - Belgravia St to Cul de Sac - Profile edges a	13,934	13,934	27,522	27,522	13,588	
WR2321 - Keady Street - Belgravia St to Harman St - Profile edges and						
1 - Expenditure						
30 - Asset Renewal						
1201 - Wages	846	846	318	318	-528	
1213 - Salaries - Supervisors	564	564	188	188	-376	
1216 - Agency Staff	564	564	0	0	-564	
1219 - Overheads	4,125	4,125	1,488	1,488	-2,637	
1222 - Materials	281	281	2,435	2,435	2,154	
1253 - Fleet / Plant	564	564	229	229	-335	
1279 - Services - Other	19,740	20,303	32,647	32,647	12,344	
TOTAL 30 - Asset Renewal	26,683	27,247	37,306	37,305	10,058	
TOTAL 1 - Expenditure	26,683	27,247	37,306	37,305	10,058	
TOTAL Keady Street - Belgravia St to Harman St - Profile edges and	26,683	27,247	37,306	37,305	10,058	
WR2322 - Oswell Street - Belgravia St to Daly St - Profile edges and						
1 - Expenditure						
30 - Asset Renewal						
1201 - Wages	1,326	1,326	546	546	-780	
1213 - Salaries - Supervisors	884	884	282	282	-602	
1216 - Agency Staff	884	884	0	0	-884	



Budget Review Comparison
Current Budget: 23CLRBD1, Revised Budget: 23CLRBD2

	Authorised Budget	Oct Rev Budget	Actual to	Mar Rev Budget	Movement	Movement Comment
	2022-23	2022-23	28-Feb-2023	2022-23		
1219 - Overheads	6,469	6,470	2,434	2,434	-4,036	
1222 - Materials	446	446	115	115	-331	
1224 - Fuel	0	0	122	122	122	
1253 - Fleet / Plant	884	884	442	442	-442	
1279 - Services - Other	30,951	31,835	41,201	41,201	9,366	
TOTAL 30 - Asset Renewal	41,845	42,729	45,142	45,142	2,413	
TOTAL 1 - Expenditure	41,845	42,729	45,142	45,142	2,413	
TOTAL Oswell Street - Belgravia St to Daly St - Profile edges and						
WR2324 - Ashworth - Epsom Ave to Keymer St - Profile edges and over						
1 - Expenditure						
30 - Asset Renewal						
1201 - Wages	2,063	2,062	891	891	-1,171	
1213 - Salaries - Supervisors	1,376	1,376	423	423	-953	
1216 - Agency Staff	1,376	1,376	0	0	-1,376	
1219 - Overheads	10,062	10,062	3,863	3,863	-6,199	
1222 - Materials	688	688	720	720	32	
1253 - Fleet / Plant	1,376	1,376	728	728	-648	
1279 - Services - Other	48,152	49,528	63,841	63,841	14,313	
TOTAL 30 - Asset Renewal	65,092	66,468	70,466	70,466	3,998	
TOTAL 1 - Expenditure	65,092	66,468	70,466	70,466	3,998	
TOTAL Ashworth - Epsom Ave to Keymer St - Profile edges and ove						
WR2325 - Belgravia Street - Sydenham St to Alexander Rd - Profile and						
1 - Expenditure						
30 - Asset Renewal						
1201 - Wages	2,434	0	0	3,665	3,665	
1213 - Salaries - Supervisors	1,622	0	0	2,443	2,443	
1216 - Agency Staff	1,622	0	0	2,443	2,443	
1219 - Overheads	11,868	0	0	21,988	21,988	
1222 - Materials	811	0	0	1,222	1,222	
1253 - Fleet / Plant	1,622	0	0	2,443	2,443	
1271 - Services - Other Consultants	0	0	0	2,443	2,443	
1279 - Services - Other	56,792	2,500	0	85,508	83,008	
TOTAL 30 - Asset Renewal	76,772	2,500	0	122,155	119,655	
TOTAL 1 - Expenditure	76,772	2,500	0	122,155	119,655	
TOTAL Belgravia Street - Sydenham St to Alexander Rd - Profile anc						
WR2326 - Belgravia Street - Wright St to Alexander Rd, 4 x speed plat						
1 - Expenditure						
30 - Asset Renewal						
1279 - Services - Other	14,002	4,000	0	0	-4,000	
TOTAL 30 - Asset Renewal	14,002	4,000	0	0	-4,000	
TOTAL 1 - Expenditure	14,002	4,000	0	0	-4,000	
TOTAL Belgravia Street - Wright St to Alexander Rd, 4 x speed plat						
WR2327 - Acton Avenue - Keane St to President St - Profile and overla						
1 - Expenditure						
30 - Asset Renewal						
1200 - Salaries	2,131	2,131	0	0	-2,131	Profile edges and overlay 2664m2. March: Budget increased, finalised scope and cost escalation.
1201 - Wages	3,197	3,197	0	4,016	819	
1213 - Salaries - Supervisors	2,131	2,131	0	2,677	546	
1216 - Agency Staff	2,131	2,131	0	2,677	546	
1219 - Overheads	15,590	15,590	0	24,097	8,507	
1222 - Materials	1,076	1,076	0	1,339	263	
1253 - Fleet / Plant	2,131	2,131	0	2,677	546	
1279 - Services - Other	74,592	74,592	0	96,392	21,800	
TOTAL 30 - Asset Renewal	102,979	102,979	0	133,875	30,896	
TOTAL 1 - Expenditure	102,979	102,979	0	133,875	30,896	
TOTAL Acton Avenue - Keane St to President St - Profile and overla						



Budget Review Comparison
Current Budget: 23CLRBD1, Revised Budget: 23CLRBD2

	Authorised Budget	Oct Rev Budget	Actual to	Mar Rev Budget	Movement	Movement Comment
	2022-23	2022-23	28-Feb-2023	2022-23		
WR2329 - Wright Street - Hardey Rd to Belgravia St, design & tree rem						
1 - Expenditure						
30 - Asset Renewal						
1201 - Wages	1,304	1,304	0	0	-1,304	
1213 - Salaries - Supervisors	870	870	0	2,500	1,630	March: Project deferred to allow additional arborist investigations.
1216 - Agency Staff	870	870	0	0	-870	
1219 - Overheads	6,361	6,361	0	0	-6,361	
1222 - Materials	435	435	0	0	-435	
1253 - Fleet / Plant	870	870	0	0	-870	
1271 - Services - Other Consultants	2,610	2,610	0	0	-2,610	
1279 - Services - Other	28,700	28,700	0	5,000	-23,700	
TOTAL 30 - Asset Renewal	42,019	42,019	0	7,500	-34,519	
TOTAL 1 - Expenditure	42,019	42,019	0	7,500	-34,519	
TOTAL Wright Street - Hardey Rd to Belgravia St, design & tree rem	42,019	42,019	0	7,500	-34,519	
TOTAL 240 - Road Construction	1,480,294	1,600,977	329,880	1,601,007	30	
250 - Road Maintenance						
W59900 - Streets-Gen Mntc						
1 - Expenditure						
10 - Maintenance						
1213 - Salaries - Supervisors	12,000	12,000	14,299	12,614	614	
1216 - Agency Staff	48,000	48,000	37,880	47,999	-1	
1222 - Materials	30,000	30,000	7,554	29,386	-614	
1250 - Furniture	0	0	945	950	950	
1279 - Services - Other	136,969	136,969	107,092	136,020	-949	
TOTAL 10 - Maintenance	226,969	226,969	167,770	226,969	0	
TOTAL 1 - Expenditure	226,969	226,969	167,770	226,969	0	
TOTAL Streets-Gen Mntc	226,969	226,969	167,770	226,969	0	
W59945 - Streets General Street Lightin						
1 - Expenditure						
00 - Operating						
1028 - Street Lighting	0	195	3,892	3,892	3,697	
1279 - Services - Other	0	1,200	1,653	1,653	453	
TOTAL 00 - Operating	0	1,395	5,545	5,545	4,150	
10 - Maintenance						
1028 - Street Lighting	20,000	20,000	21,874	19,547	-453	
1320 - Power	33,578	32,183	0	28,486	-3,697	
TOTAL 10 - Maintenance	53,578	52,183	21,874	48,033	-4,150	
TOTAL 1 - Expenditure	53,578	53,578	27,419	53,578	0	
TOTAL Streets General Street Lightin	53,578	53,578	27,419	53,578	0	
W59961 - Streets - Crack Sealing						
1 - Expenditure						
00 - Operating						
1201 - Wages	0	0	178	178	178	
1219 - Overheads	0	0	523	523	523	
1253 - Fleet / Plant	0	0	156	156	156	
TOTAL 00 - Operating	0	0	856	857	857	
10 - Maintenance						
1279 - Services - Other	25,000	25,000	0	24,143	-857	Crack sealing to compliment future resurfacing program.
TOTAL 10 - Maintenance	25,000	25,000	0	24,143	-857	
TOTAL 1 - Expenditure	25,000	25,000	856	25,000	0	
TOTAL Streets - Crack Sealing	25,000	25,000	856	25,000	0	
W59962 - Streets Gen - Safety Devices						
1 - Expenditure						
10 - Maintenance						
1201 - Wages	2,000	2,001	4,861	3,788	1,787	



Budget Review Comparison
Current Budget: 23CLRBD1, Revised Budget: 23CLRBD2

	Authorised Budget	Oct Rev Budget	Actual to	Mar Rev Budget	Movement	Movement Comment
	2022-23	2022-23	28-Feb-2023	2022-23		
1216 - Agency Staff	0	0	1,626	531	531	
1219 - Overheads	4,180	4,179	7,515	3,016	-1,163	
1222 - Materials	1,200	1,200	268	238	-962	
1253 - Fleet / Plant	0	0	1,165	437	437	
1278 - Services – Park Furniture Maintenance	1,230	1,232	0	0	-1,232	
1279 - Services - Other	20,000	19,998	32,014	28,216	8,218	Safety device repair/replacement including bollards. March: Budget increased to reflect completed project costs.
TOTAL 10 - Maintenance	28,610	28,610	47,450	36,226	7,616	
TOTAL 1 - Expenditure	28,610	28,610	47,450	36,226	7,616	
TOTAL Streets Gen - Safety Devices	28,610	28,610	47,450	36,226	7,616	
W82900 - Shopping Cnt C/P-Gen Mntc						
1 - Expenditure						
10 - Maintenance						
1201 - Wages	1,000	999	2,602	1,600	601	
1219 - Overheads	2,090	2,089	7,211	4,391	2,302	
1253 - Fleet / Plant	500	501	3,458	2,053	1,552	
1279 - Services - Other	33,420	33,421	0	28,966	-4,455	Pressure cleaning paving at Shopping Centres.
TOTAL 10 - Maintenance	37,010	37,010	13,271	37,010	0	
TOTAL 1 - Expenditure	37,010	37,010	13,271	37,010	0	
TOTAL Shopping Cnt C/P-Gen Mntc	37,010	37,010	13,271	37,010	0	
TOTAL 250 - Road Maintenance	371,167	371,167	256,766	378,783	7,616	
260 - Footpath Construction						
WF2214 - Hardey Rd #51 to Wallace St						
1 - Expenditure						
30 - Asset Renewal						
1201 - Wages	0	348	0	0	-348	October: Project carried forward from 2021/2022. March: Budget amended to reflect actual completed cost.
1213 - Salaries - Supervisors	0	696	0	0	-696	
1216 - Agency Staff	0	348	0	0	-348	
1219 - Overheads	0	3,575	0	0	-3,575	
1222 - Materials	0	554	0	0	-554	
1253 - Fleet / Plant	0	348	0	0	-348	
1279 - Services - Other	0	29,465	39,641	39,641	10,176	
TOTAL 30 - Asset Renewal	0	35,334	39,641	39,641	4,307	
TOTAL 1 - Expenditure	0	35,334	39,641	39,641	4,307	
TOTAL Hardey Rd - Keymer St #51 to Wallace St	0	35,334	39,641	39,641	4,307	
WF2224 - Garvey Park Foreshore Path						
1 - Expenditure						
30 - Asset Renewal						
1200 - Salaries	2,846	2,846	0	0	-2,846	
1201 - Wages	1,423	1,423	130	1,670	247	Replace footpath 525m x 2.5m. March: Budget increased following finalisation of project scope and methodology.
1213 - Salaries - Supervisors	2,846	2,846	0	3,340	495	
1216 - Agency Staff	1,423	1,423	0	1,670	247	
1219 - Overheads	11,894	11,894	384	17,168	5,274	
1222 - Materials	2,846	2,846	0	3,340	495	
1253 - Fleet / Plant	1,422	1,422	21	5,010	3,588	
1279 - Services - Other	114,844	114,844	0	134,802	19,958	
TOTAL 30 - Asset Renewal	139,543	139,543	535	167,000	27,457	
TOTAL 1 - Expenditure	139,543	139,543	535	167,000	27,457	
TOTAL Garvey Park Foreshore Path	139,543	139,543	535	167,000	27,457	
WF2302 - Rehabilitation						
1 - Expenditure						
30 - Asset Renewal						
1201 - Wages	250	250	0	0	-250	Various locations as required.
1213 - Salaries - Supervisors	500	500	0	1,000	500	
1216 - Agency Staff	250	250	0	0	-250	



Budget Review Comparison
 Current Budget: 23CLRBD1, Revised Budget: 23CLRBD2

	Authorised Budget	Oct Rev Budget	Actual to	Mar Rev Budget	Movement	Movement Comment
	2022-23	2022-23	28-Feb-2023	2022-23		
1219 - Overheads	2,090	2,090	0	0	-2,090	
1222 - Materials	500	500	0	0	-500	
1253 - Fleet / Plant	250	250	0	0	-250	
1279 - Services - Other	20,680	20,680	6,030	23,520	2,840	
TOTAL 30 - Asset Renewal	24,520	24,520	6,030	24,520	0	
TOTAL 1 - Expenditure	24,520	24,520	6,030	24,520	0	
TOTAL Rehabilitation	24,520	24,520	6,030	24,520	0	
WF2304 - Wright Street						
1 - Expenditure						
30 - Asset Renewal						
1200 - Salaries	2,500	2,500	0	1,250	-1,250	Investigation and Design only. March: Budget reduced pending further consultation.
1271 - Services - Other Consultants	10,000	10,000	0	1,250	-8,750	
TOTAL 30 - Asset Renewal	12,500	12,500	0	2,500	-10,000	
TOTAL 1 - Expenditure	12,500	12,500	0	2,500	-10,000	
TOTAL Wright Street	12,500	12,500	0	2,500	-10,000	
WF2305 - Fulham Street						
1 - Expenditure						
30 - Asset Renewal						
1200 - Salaries	2,500	2,500	0	1,250	-1,250	Investigation and Design only. March: Budget reduced pending further consultation.
1271 - Services - Other Consultants	10,000	10,000	0	1,250	-8,750	
TOTAL 30 - Asset Renewal	12,500	12,500	0	2,500	-10,000	
TOTAL 1 - Expenditure	12,500	12,500	0	2,500	-10,000	
TOTAL Fulham Street	12,500	12,500	0	2,500	-10,000	
WF2307 - Sydenham St						
1 - Expenditure						
30 - Asset Renewal						
1201 - Wages	213	213	257	257	44	175m of (1.2m to) 1.5m path. March: Budget reduced to reflect actual completed costs.
1213 - Salaries - Supervisors	426	426	0	0	-426	
1216 - Agency Staff	213	213	0	0	-213	
1219 - Overheads	1,781	1,781	755	755	-1,026	
1222 - Materials	426	426	507	507	81	
1253 - Fleet / Plant	213	213	234	234	21	
1279 - Services - Other	17,624	17,624	25,692	25,692	8,069	
TOTAL 30 - Asset Renewal	20,896	20,896	27,445	27,445	6,549	
TOTAL 1 - Expenditure	20,896	20,896	27,445	27,445	6,549	
TOTAL Sydenham St	20,896	20,896	27,445	27,445	6,549	
WF2308 - St Kilda Rd						
1 - Expenditure						
30 - Asset Renewal						
1201 - Wages	277	277	64	64	-213	245m of (1.2m to) 1.5m path. March: Budget reduced to reflect actual completed costs.
1213 - Salaries - Supervisors	554	554	0	0	-554	
1216 - Agency Staff	277	277	0	0	-277	
1219 - Overheads	2,314	2,314	189	189	-2,125	
1222 - Materials	554	554	0	0	-554	
1253 - Fleet / Plant	277	277	52	52	-225	
1279 - Services - Other	22,893	22,891	36,490	36,490	13,599	
TOTAL 30 - Asset Renewal	27,144	27,144	36,795	36,795	9,651	
TOTAL 1 - Expenditure	27,144	27,144	36,795	36,795	9,651	
TOTAL St Kilda Rd	27,144	27,144	36,795	36,795	9,651	
WF2309 - Sommers Street						
1 - Expenditure						
30 - Asset Renewal						
1201 - Wages	302	302	228	228	-74	202m of (1.2m to) 1.5m path.
1213 - Salaries - Supervisors	603	603	0	0	-603	
1216 - Agency Staff	302	302	0	0	-302	
1219 - Overheads	2,521	2,520	671	671	-1,849	



Budget Review Comparison
 Current Budget: 23CLRBD1, Revised Budget: 23CLRBD2

	Authorised Budget	Oct Rev Budget	Actual to	Mar Rev Budget	Movement	Movement Comment
	2022-23	2022-23	28-Feb-2023	2022-23		
1222 - Materials	603	603	25	25	-578	
1253 - Fleet / Plant	302	302	156	156	-146	
1279 - Services - Other	24,947	24,947	26,911	28,499	3,552	
TOTAL 30 - Asset Renewal	29,579	29,579	27,992	29,579	0	
TOTAL 1 - Expenditure	29,579	29,579	27,992	29,579	0	
TOTAL Sommers Street	29,579	29,579	27,992	29,579	0	
WF2313 - Belmont Ave & Fulham Rd Roundabout						
1 - Expenditure						
30 - Asset Renewal						
1200 - Salaries	3,500	3,500	0	0	-3,500	Annulus change, pedestrian connectivity modifications, design and investigation. March: Budget for Sustainable Transport Plan consolidated into WF2320.
1271 - Services - Other Consultants	14,000	14,000	0	0	-14,000	
TOTAL 30 - Asset Renewal	17,500	17,500	0	0	-17,500	
TOTAL 1 - Expenditure	17,500	17,500	0	0	-17,500	
TOTAL Belmont Ave & Fulham Rd Roundabout	17,500	17,500	0	0	-17,500	
WF2314 - Knutsford Ave Cycle Street						
1 - Expenditure						
30 - Asset Renewal						
1200 - Salaries	5,000	5,000	0	0	-5,000	Full corridor design to inform limited modifications. March: Budget for Sustainable Transport Plan consolidated into WF2320.
1271 - Services - Other Consultants	20,000	20,000	0	0	-20,000	
TOTAL 30 - Asset Renewal	25,000	25,000	0	0	-25,000	
TOTAL 1 - Expenditure	25,000	25,000	0	0	-25,000	
TOTAL Knutsford Ave Cycle Street	25,000	25,000	0	0	-25,000	
WF2315 - Green Route Development						
1 - Expenditure						
30 - Asset Renewal						
1200 - Salaries	5,000	5,000	0	0	-5,000	Full corridor design to inform limited modifications. March: Budget for Sustainable Transport Plan consolidated into WF2320.
1271 - Services - Other Consultants	20,000	20,000	0	0	-20,000	
TOTAL 30 - Asset Renewal	25,000	25,000	0	0	-25,000	
TOTAL 1 - Expenditure	25,000	25,000	0	0	-25,000	
TOTAL Green Route Development	25,000	25,000	0	0	-25,000	
WF2316 - Daly Street Cycle Street						
1 - Expenditure						
30 - Asset Renewal						
1200 - Salaries	2,600	2,600	0	0	-2,600	Full corridor design to inform limited modifications. March: Budget for Sustainable Transport Plan consolidated into WF2320.
1271 - Services - Other Consultants	10,400	10,400	0	0	-10,400	
TOTAL 30 - Asset Renewal	13,000	13,000	0	0	-13,000	
TOTAL 1 - Expenditure	13,000	13,000	0	0	-13,000	
TOTAL Daly Street Cycle Street	13,000	13,000	0	0	-13,000	
WF2317 - Sydenham St Cycle Street						
1 - Expenditure						
30 - Asset Renewal						
1200 - Salaries	3,400	3,400	0	0	-3,400	Full corridor design to inform limited modifications. March: Budget for Sustainable Transport Plan consolidated into WF2320.
1271 - Services - Other Consultants	13,600	13,600	0	0	-13,600	
TOTAL 30 - Asset Renewal	17,000	17,000	0	0	-17,000	
TOTAL 1 - Expenditure	17,000	17,000	0	0	-17,000	
TOTAL Sydenham St Cycle Street	17,000	17,000	0	0	-17,000	
WF2319 - 1 Grand Parade - bollards						
1 - Expenditure						
30 - Asset Renewal						
1201 - Wages	0	0	0	6,200	6,200	March: Budget added for land access protection.
1213 - Salaries - Supervisors	0	0	0	2,100	2,100	



Budget Review Comparison
 Current Budget: 23CLRBD1, Revised Budget: 23CLRBD2

	Authorised Budget	Oct Rev Budget	Actual to	Mar Rev Budget	Movement	Movement Comment
	2022-23	2022-23	28-Feb-2023	2022-23		
1216 - Agency Staff	0	0	0	2,100	2,100	
1219 - Overheads	0	0	0	26,728	26,728	
1222 - Materials	0	0	0	9,325	9,325	
1253 - Fleet / Plant	0	0	0	2,500	2,500	
1279 - Services - Other	0	0	0	4,500	4,500	
TOTAL 30 - Asset Renewal	0	0	0	53,453	53,453	
TOTAL 1 - Expenditure	0	0	0	53,453	53,453	
TOTAL 1 Grand Parade - bollards	0	0	0	53,453	53,453	
WF2320 - Sustainable Transport Plan						
1 - Expenditure						
30 - Asset Renewal						
1200 - Salaries	0	0	0	1,200	1,200	March: Budget created to consolidate investigation and design expenditure.
1279 - Services - Other	0	0	0	14,883	14,883	
TOTAL 30 - Asset Renewal	0	0	0	16,083	16,083	
TOTAL 1 - Expenditure	0	0	0	16,083	16,083	
TOTAL Sustainable Transport Plan	0	0	0	16,083	16,083	
TOTAL 260 - Footpath Construction	364,182	399,516	138,438	399,516	0	
270 - Footpath Maintenance						
W59500 - Foot Paths-Gen Mntc						
1 - Expenditure						
10 - Maintenance						
1201 - Wages	5,000	5,000	1,643	2,118	-2,882	Footpath repairs as required. March: Budget amended to reflect anticipated final expenditure.
1213 - Salaries - Supervisors	1,000	999	459	786	-213	
1216 - Agency Staff	10,000	10,000	4,365	5,860	-4,140	
1219 - Overheads	33,440	33,440	14,907	19,699	-13,740	
1222 - Materials	6,000	6,000	611	1,050	-4,950	
1253 - Fleet / Plant	3,000	3,000	1,956	2,500	-500	
1279 - Services - Other	208,486	208,487	94,013	117,987	-90,500	
TOTAL 10 - Maintenance	266,926	266,925	117,953	150,000	-116,925	
TOTAL 1 - Expenditure	266,926	266,925	117,953	150,000	-116,925	
TOTAL Foot Paths-Gen Mntc	266,926	266,925	117,953	150,000	-116,925	
TOTAL 270 - Footpath Maintenance	266,926	266,925	117,953	150,000	-116,925	
280 - Drainage Construction						
WD2301 - Side Entry pit upgrades						
1 - Expenditure						
30 - Asset Renewal						
1201 - Wages	10,500	14,676	13,648	19,506	4,830	Upgrade old style lids for improved collection. October: Budget increased to allow additional upgrades. March: Budget increased to meet extended scope.
1213 - Salaries - Supervisors	4,200	5,867	992	7,803	1,936	
1216 - Agency Staff	4,200	5,867	10,784	9,601	3,734	
1219 - Overheads	39,501	55,176	64,092	90,237	35,061	
1222 - Materials	31,500	44,000	19,879	58,519	14,519	
1253 - Fleet / Plant	18,900	26,400	10,874	35,112	8,712	
1279 - Services - Other	92,127	128,675	75,605	169,350	40,675	
TOTAL 30 - Asset Renewal	200,928	280,661	195,875	390,128	109,467	
TOTAL 1 - Expenditure	200,928	280,661	195,875	390,128	109,467	
TOTAL Side Entry pit upgrades	200,928	280,661	195,875	390,128	109,467	
WD2303 - Pipe condition investigation						
1 - Expenditure						
30 - Asset Renewal						
1201 - Wages	12,500	8,333	1,188	2,500	-5,833	March: Budget reduced due to limited resourcing for program establishment.
1213 - Salaries - Supervisors	5,000	3,333	0	0	-3,333	
1216 - Agency Staff	5,000	3,333	0	0	-3,333	
1219 - Overheads	47,025	31,350	3,339	9,000	-22,350	



Budget Review Comparison
 Current Budget: 23CLRBD1, Revised Budget: 23CLRBD2

	Authorised Budget	Oct Rev Budget	Actual to	Mar Rev Budget	Movement	Movement Comment
	2022-23	2022-23	28-Feb-2023	2022-23		
1222 - Materials	37,500	25,000	310	1,000	-24,000	
1253 - Fleet / Plant	22,500	15,000	1,332	3,000	-12,000	
1279 - Services - Other	109,675	73,117	22,601	34,500	-38,617	
TOTAL 30 - Asset Renewal	239,200	159,467	28,770	50,000	-109,467	
TOTAL 1 - Expenditure	239,200	159,467	28,770	50,000	-109,467	
TOTAL Pipe condition investigation	239,200	159,467	28,770	50,000	-109,467	
TOTAL 280 - Drainage Construction	440,128	440,128	224,645	440,128	0	
290 - Drainage Maintenance						
W59948 - Streets-Gen-Drainage						
1 - Expenditure						
10 - Maintenance						
1201 - Wages	15,000	15,000	18,435	21,824	6,824	General city wide drainage repairs. March: Budget increased to allow additional maintenance.
1213 - Salaries - Supervisors	10,000	10,000	14,309	17,080	7,080	
1216 - Agency Staff	15,000	15,000	24,424	26,842	11,842	
1219 - Overheads	83,600	83,600	146,048	174,054	90,454	
1222 - Materials	25,000	25,000	23,262	26,117	1,117	
1224 - Fuel	0	0	618	618	618	
1234 - Uniforms/Protective Clothing	0	0	29	29	29	
1235 - Signs	1,500	1,500	0	0	-1,500	
1253 - Fleet / Plant	18,800	18,800	13,611	15,999	-2,801	
1278 - Services – Park Furniture Maintenance	0	0	530	530	530	
1279 - Services - Other	150,959	150,959	127,789	153,691	2,732	
TOTAL 10 - Maintenance	319,859	319,859	369,055	436,784	116,925	
TOTAL 1 - Expenditure	319,859	319,859	369,055	436,784	116,925	
TOTAL Streets-Gen-Drainage	319,859	319,859	369,055	436,784	116,925	
TOTAL 290 - Drainage Maintenance	319,859	319,859	369,055	436,784	116,925	
300 - Works Overheads						
993000 - Public Works Overheads						
1 - Expenditure						
00 - Operating						
1200 - Salaries	136,777	136,777	150,737	231,777	95,000	As per salaries spread sheet. March: Reallocation of officer expense following change in role.
1213 - Salaries - Supervisors	350,553	350,553	150,386	255,553	-95,000	As per salaries spread sheet. March: Reallocation of officer expense following change in role.
TOTAL 00 - Operating	487,330	487,330	301,124	487,330	0	
TOTAL 1 - Expenditure	487,330	487,330	301,124	487,330	0	
TOTAL Public Works Overheads	487,330	487,330	301,124	487,330	0	
TOTAL 300 - Works Overheads	487,330	487,330	301,124	487,330	0	
310 - Streetscapes						
P59700 - RoundABOUTS-Gen Mntc						
1 - Expenditure						
10 - Maintenance						
1222 - Materials	400	400	512	20,400	20,000	March: Contract grow Plants in line with SES
TOTAL 10 - Maintenance	400	400	512	20,400	20,000	
TOTAL 1 - Expenditure	400	400	512	20,400	20,000	
TOTAL RoundABOUTS-Gen Mntc	400	400	512	20,400	20,000	
P59800 - Cul-De-Sacs-Gen Mntc						
1 - Expenditure						
10 - Maintenance						
1222 - Materials	200	200	0	20,200	20,000	March Contract Grow Plants in line with SES
TOTAL 10 - Maintenance	200	200	0	20,200	20,000	
TOTAL 1 - Expenditure	200	200	0	20,200	20,000	
TOTAL Cul-De-Sacs-Gen Mntc	200	200	0	20,200	20,000	
PS2202 - Streetscape Landscape Renewal						
1 - Expenditure						



Budget Review Comparison
 Current Budget: 23CLRBD1, Revised Budget: 23CLRBD2

	Authorised Budget 2022-23	Oct Rev Budget 2022-23	Actual to 28-Feb-2023	Mar Rev Budget 2022-23	Movement	Movement Comment
30 - Asset Renewal						
1222 - Materials	0	0	25,919	65,000	65,000	March: Increase to enable contract growing of plant stock in line with Streetscape Enhancement Strategy
TOTAL 30 - Asset Renewal	0	0	25,919	65,000	65,000	
TOTAL 1 - Expenditure	0	0	25,919	65,000	65,000	
TOTAL Streetscape Landscape Renewal	0	0	25,919	65,000	65,000	
TOTAL 310 - Streetscapes	600	600	26,431	105,600	105,000	
320 - Other Works						
994500 - Other Public Works						
1 - Expenditure						
00 - Operating						
1055 - Cont to - Crossover	10,000	10,000	13,676	13,000	3,000	March: Budget adjustment, higher volume of development
TOTAL 00 - Operating	10,000	10,000	13,676	13,000	3,000	
TOTAL 1 - Expenditure	10,000	10,000	13,676	13,000	3,000	
TOTAL Other Public Works	10,000	10,000	13,676	13,000	3,000	
PR1333 - Tree Removal and Replacement						
1 - Expenditure						
00 - Operating						
1222 - Materials	1,000	1,000	0	500	-500	March: Reduced lower than estimated
1279 - Services - Other	10,000	10,000	2,146	7,000	-3,000	Tree removal and replacement for development. March: Reduced lower than estimated
TOTAL 00 - Operating	11,000	11,000	2,146	7,500	-3,500	
TOTAL 1 - Expenditure	11,000	11,000	2,146	7,500	-3,500	
TOTAL Tree Removal and Replacement	11,000	11,000	2,146	7,500	-3,500	
PR2021 - Income for Minor Private Works						
4 - Income						
00 - Operating						
4071 - Reimb - Private Works	-13,400	-13,400	-14,319	-17,000	-3,600	March: Budget adjustment, higher volume of development
TOTAL 00 - Operating	-13,400	-13,400	-14,319	-17,000	-3,600	
TOTAL 4 - Income	-13,400	-13,400	-14,319	-17,000	-3,600	
TOTAL Income for Minor Private Works	-13,400	-13,400	-14,319	-17,000	-3,600	
PR2202 - Cast Aluminium Seat & Stainless Steel Memorial Plaque						
1 - Expenditure						
00 - Operating						
1279 - Services - Other	0	0	4,391	4,391	4,391	March: Memorial seat, Garvey Park, concrete pad extension for accessibility
TOTAL 00 - Operating	0	0	4,391	4,391	4,391	
TOTAL 1 - Expenditure	0	0	4,391	4,391	4,391	
4 - Income						
00 - Operating						
4071 - Reimb - Private Works	0	0	-1,305	-1,305	-1,305	March: Memorial seat Garvey
TOTAL 00 - Operating	0	0	-1,305	-1,305	-1,305	
TOTAL 4 - Income	0	0	-1,305	-1,305	-1,305	
TOTAL Cast Aluminium Seat & Stainless Steel Memorial Plaque	0	0	3,086	3,086	3,086	
PR2301 - Garvey Park Aluminium seat with plaque						
1 - Expenditure						
00 - Operating						
1279 - Services - Other	0	0	2,322	2,322	2,322	March: Memorial seat
TOTAL 00 - Operating	0	0	2,322	2,322	2,322	
TOTAL 1 - Expenditure	0	0	2,322	2,322	2,322	
4 - Income						
00 - Operating						
4071 - Reimb - Private Works	0	0	-2,795	-2,795	-2,795	March: Memorial seat
TOTAL 00 - Operating	0	0	-2,795	-2,795	-2,795	
TOTAL 4 - Income	0	0	-2,795	-2,795	-2,795	
TOTAL Garvey Park Aluminium seat with plaque	0	0	-473	-473	-473	



Budget Review Comparison
Current Budget: 23CLRBD1, Revised Budget: 23CLRBD2

	Authorised Budget 2022-23	Oct Rev Budget 2022-23	Actual to 28-Feb-2023	Mar Rev Budget 2022-23	Movement	Movement Comment
TOTAL 320 - Other Works	7,600	7,600	4,116	6,113	-1,487	
330 - Operations Centre						
995000 - Operations Centre						
3 - Capital Expenditure						
32 - New Asset Acquisition						
3252 - Equipment	0	0	0	-4,000	-4,000	March: Income from Survey Equipment.
3253 - Fleet / Plant	92,160	92,160	0	110,000	17,840	Vehicle purchase Fleet 35, 36 and 49. March: Fleet 35 and 49 replacement deferred to 23/24, Pool Vehicles Fleet 47 and 48 added.
3259 - Chargeable Plant	323,351	300,955	91,446	566,240	265,285	Plant purchases MOW4, 8, 9, 10, CON11, TRL02, 05, 31, and GEN38. October: CON11, TRL02 retained upgraded Survey Equipment added. March: MOW04, CON11, TRL02 removed, TRU02, TRU05 and TRU20 added.
TOTAL 32 - New Asset Acquisition	415,511	393,115	91,446	672,240	279,125	
TOTAL 3 - Capital Expenditure	415,511	393,115	91,446	672,240	279,125	
4 - Income						
00 - Operating						
4259 - Chargeable Plant	0	0	-3,357	-3,357	-3,357	March: Income from minor plant sales.
TOTAL 00 - Operating	0	0	-3,357	-3,357	-3,357	
TOTAL 4 - Income	0	0	-3,357	-3,357	-3,357	
6 - Capital Income						
00 - Operating						
6253 - Fleet / Plant	-98,555	-98,555	-45,091	-45,091	53,464	Income sale Fleet 35, 36, 49 and Mazda 6. March: Income from sale Fleet 27 & 30, Fleet 35 and 49 deferred to 23/24, Fleet Mazda 6 reallocated.
6259 - Chargeable Plant	-91,131	-68,735	-4,409	-203,000	-134,265	Income sale Plant MOW4, 8, 9, 10, CON11, TRL02, 05, 31, and GEN38. October: Income from Con11, TRL02 removed, Survey equipment added. March: Income from TRU02, TRU05 and TRU20.
TOTAL 00 - Operating	-189,686	-167,290	-49,500	-248,091	-80,801	
TOTAL 6 - Capital Income	-189,686	-167,290	-49,500	-248,091	-80,801	
TOTAL Operations Centre	225,825	225,825	38,589	420,792	194,967	
TOTAL 330 - Operations Centre	225,825	225,825	38,589	420,792	194,967	
340 - Plant Operating						
993500 - Plant Operating Overheads						
1 - Expenditure						
00 - Operating						
1200 - Salaries	112,117	112,117	39,737	55,153	-56,964	Admin Officer and Trades Assistant. March: Budget reduced to match forecast expenditure.
1201 - Wages	26,602	26,602	-239	0	-26,602	Mechanic services allocation. March: Mechanic position not filled, labour hire preferred.
1209 - Superannuation	40,380	40,380	20,876	27,760	-12,620	As per salaries spread sheet. March: Reduction in superannuation costs due to unfilled positions.
1213 - Salaries - Supervisors	93,502	93,502	61,358	81,854	-11,648	Coordinator Fleet and Plant salary. March: Budget reduced to match forecast expenditure.
1216 - Agency Staff	49,974	49,974	22,509	24,762	-25,212	Labour hire mechanic, pending recruitment. March: Budget allocation reduced to match forecast actual expenditure.
TOTAL 00 - Operating	322,575	322,575	144,241	189,529	-133,046	
TOTAL 1 - Expenditure	322,575	322,575	144,241	189,529	-133,046	
TOTAL Plant Operating Overheads	322,575	322,575	144,241	189,529	-133,046	
TOTAL 340 - Plant Operating	322,575	322,575	144,241	189,529	-133,046	
350 - Parks Construction						
PG2025 - Park furniture - drinking fountains						
1 - Expenditure						
31 - New Asset Construction						
1279 - Services - Other	25,000	25,000	27,856	46,999	21,999	22/23 Hoskin Park (renewal, replace bubbler), Silcox Park (renewal, replace bubbler) and Park View Chase (new install near playground/shade shelter) March: 22/23 additional drinking fountains required, Tomato Lake, Copley and Faulkner.
TOTAL 31 - New Asset Construction	25,000	25,000	27,856	46,999	21,999	
TOTAL 1 - Expenditure	25,000	25,000	27,856	46,999	21,999	
TOTAL Park furniture - drinking fountains	25,000	25,000	27,856	46,999	21,999	
PG2121 - Adachi Footpath & Landscaping Upgrade						
1 - Expenditure						
30 - Asset Renewal						
1279 - Services - Other	0	0	3,156	9,000	9,000	March: Additional paving works required
TOTAL 30 - Asset Renewal	0	0	3,156	9,000	9,000	
TOTAL 1 - Expenditure	0	0	3,156	9,000	9,000	



Budget Review Comparison
 Current Budget: 23CLRBD1, Revised Budget: 23CLRBD2

	Authorised Budget	Oct Rev Budget	Actual to	Mar Rev Budget	Movement	Movement Comment
	2022-23	2022-23	28-Feb-2023	2022-23		
TOTAL Adachi Footpath & Landscaping Upgrade	0	0	3,156	9,000	9,000	
PG2209 - Civic Precinct Infrastructure Renewal						
1 - Expenditure						
30 - Asset Renewal						
1279 - Services - Other	60,000	60,000	70,402	112,000	52,000	22/23 Amenity/Infrastructure renewal. March: Additional drainage and paving works.
TOTAL 30 - Asset Renewal	60,000	60,000	70,402	112,000	52,000	
TOTAL 1 - Expenditure	60,000	60,000	70,402	112,000	52,000	
TOTAL Civic Precinct Infrastructure Renewal	60,000	60,000	70,402	112,000	52,000	
PG2211 - Ascot Waters Irrigation System Renewals						
1 - Expenditure						
30 - Asset Renewal						
1279 - Services - Other	0	205,000	0	255,000	50,000	October: Carried forward from previous budget. March: Additional under road boring required.
TOTAL 30 - Asset Renewal	0	205,000	0	255,000	50,000	
TOTAL 1 - Expenditure	0	205,000	0	255,000	50,000	
TOTAL Ascot Waters Irrigation System Renewals	0	205,000	0	255,000	50,000	
PG2217 - Park Furniture Renewal						
1 - Expenditure						
30 - Asset Renewal						
1279 - Services - Other	60,000	60,000	39,703	100,000	40,000	22/23 - provision for vandalism or reactive response to unexpected damage or failure in park furniture (bin surrounds, benches, picnic tables). March: Additional benches, required replacement along with dog on leash signage (safety requirement) \$25K
TOTAL 30 - Asset Renewal	60,000	60,000	39,703	100,000	40,000	
TOTAL 1 - Expenditure	60,000	60,000	39,703	100,000	40,000	
TOTAL Park Furniture Renewal	60,000	60,000	39,703	100,000	40,000	
PG2218 - Belmont Tennis Club Fence Renewal						
1 - Expenditure						
30 - Asset Renewal						
1032 - Grant - Operating	0	89,000	0	99,500	10,500	October: Grant funds carried forward 21/22. March: Increase in material cost.
TOTAL 30 - Asset Renewal	0	89,000	0	99,500	10,500	
TOTAL 1 - Expenditure	0	89,000	0	99,500	10,500	
TOTAL Belmont Tennis Club Fence Renewal	0	89,000	0	99,500	10,500	
PG2315 - Irrigation Renewal - Ascot Waters Freshwater Lake						
1 - Expenditure						
30 - Asset Renewal						
1279 - Services - Other	125,000	125,000	5,305	150,000	25,000	22/23 As per Asset Management Plan - Irrigation. March: Additional under road boring
TOTAL 30 - Asset Renewal	125,000	125,000	5,305	150,000	25,000	
TOTAL 1 - Expenditure	125,000	125,000	5,305	150,000	25,000	
TOTAL Irrigation Renewal - Ascot Waters Freshwater Lake	125,000	125,000	5,305	150,000	25,000	
TOTAL 350 - Parks Construction	270,000	564,000	146,422	772,499	208,499	
360 - Parks Maintenance						
P00128 - Faulkner Park - SkatePark						
1 - Expenditure						
10 - Maintenance						
1277 - Services - Playground Maintenance	0	0	1,458	63,000	63,000	March: Repairs to skate park (cracks)
TOTAL 10 - Maintenance	0	0	1,458	63,000	63,000	
TOTAL 1 - Expenditure	0	0	1,458	63,000	63,000	
TOTAL Faulkner Park - SkatePark	0	0	1,458	63,000	63,000	
P03000 - Garvey Park-Gen Mntc						
4 - Income						
00 - Operating						
4035 - Grant - Improvements	0	0	0	-25,000	-25,000	March: DLGSCI Trails funding \$25K



Budget Review Comparison
 Current Budget: 23CLRBD1, Revised Budget: 23CLRBD2

	Authorised Budget	Oct Rev Budget	Actual to	Mar Rev Budget	Movement	Movement Comment
	2022-23	2022-23	28-Feb-2023	2022-23		
TOTAL 00 - Operating	0	0	0	-25,000	-25,000	
TOTAL 4 - Income	0	0	0	-25,000	-25,000	
TOTAL Garvey Park-Gen Mntc	0	0	0	-25,000	-25,000	
P35800 - Severin Walk - Gen Mntc						
1 - Expenditure						
10 - Maintenance						
1279 - Services - Other	20,000	20,000	37,808	29,000	9,000	March: Fire reduction loads
TOTAL 10 - Maintenance	20,000	20,000	37,808	29,000	9,000	
TOTAL 1 - Expenditure	20,000	20,000	37,808	29,000	9,000	
TOTAL Severin Walk - Gen Mntc	20,000	20,000	37,808	29,000	9,000	
TOTAL 360 - Parks Maintenance	20,000	20,000	39,265	67,000	47,000	
380 - Parks & Environment Overheads						
996500 - Parks & Environment Overheads						
1 - Expenditure						
00 - Operating						
1201 - Wages	341,366	341,366	156,803	255,618	-85,748	March: Use of Agency staff continues Transfer of Budget allocations between 996500 1216-000 (AS) and 1201-000 (W)
1216 - Agency Staff	20,000	20,000	109,010	105,749	85,749	22/23 - The use of Agency Staff expected to end mid financial year with employment of staff - Positions have been advertised March: Use of Agency staff continues Transfer of Budget allocations between 996500 1216-000 (AS) and 1201-000 (W)
1217 - Apprenticeships	29,290	29,290	0	10,139	-19,151	March: Delays with engagement/ recruitment(Direct Saving to budget)
1226 - Stationery	3,500	3,500	6,012	6,235	2,735	March: Increase due to additional advertising of project and engagement mailouts
1264 - Services - Rubbish	30,000	30,000	2,879	10,000	-20,000	March: Reduced to reflect this years needs
1271 - Services - Other Consultants	0	0	600	5,685	5,685	
TOTAL 00 - Operating	424,156	424,156	275,305	393,427	-30,729	
TOTAL 1 - Expenditure	424,156	424,156	275,305	393,427	-30,729	
TOTAL Parks & Environment Overheads	424,156	424,156	275,305	393,427	-30,729	
TOTAL 380 - Parks & Environment Overheads	424,156	424,156	275,305	393,427	-30,729	
385 - Parks Administration						
996000 - Parks Administration						
1 - Expenditure						
00 - Operating						
1200 - Salaries	579,808	579,808	222,069	499,808	-80,000	March: Reduced Annual cost based on unable to staff roles during the period
1216 - Agency Staff	75,000	75,000	26,105	55,000	-20,000	22/23 - Replacement of Agency Staff is expected to occur within the first six months of 22/23
1271 - Services - Other Consultants	108,000	108,000	88,386	240,000	132,000	22/23 - \$8K Playground condition assessment of 32 playground and rubber surface impact testing for the applicable sites (as per invoiced amount in 21/22).\$100K- Urban Forest - survey existing street trees to update IntraMaps Dataset (17,000 trees) and identify vacant verges. March: Increase in cost to conduct Urban Forest - survey existing street trees to update IntraMaps Dataset and identify vacant verges for possible planting locations
TOTAL 00 - Operating	762,808	762,808	336,560	794,808	32,000	
TOTAL 1 - Expenditure	762,808	762,808	336,560	794,808	32,000	
TOTAL Parks Administration	762,808	762,808	336,560	794,808	32,000	
TOTAL 385 - Parks Administration	762,808	762,808	336,560	794,808	32,000	
390 - Leisure & Recreation						
963000 - Community Wellbeing						
1 - Expenditure						
00 - Operating						
1271 - Services - Other Consultants	0	26,150	4,105	76,150	50,000	October: Carry over of Recreation Facilities Needs Analysis from 2021/2022 \$22,250; External review of Draft Recreation Strategy \$3900. March: Garvey Park Trails \$50K - DLGSCI walking trail funding
1377 - Travel - General	50	50	76	100	50	Parking fees to attend external meetings by Leisure Services staff. March: Updated to reflect more accurate actuals.
TOTAL 00 - Operating	50	26,200	4,180	76,250	50,050	
TOTAL 1 - Expenditure	50	26,200	4,180	76,250	50,050	
TOTAL Community Wellbeing	50	26,200	4,180	76,250	50,050	
963007 - Healthy Living Seminars						
4 - Income						
00 - Operating						



Budget Review Comparison
Current Budget: 23CLRBD1, Revised Budget: 23CLRBD2

	Authorised Budget	Oct Rev Budget	Actual to	Mar Rev Budget	Movement	Movement Comment
	2022-23	2022-23	28-Feb-2023	2022-23		
4399 - Miscellaneous	-1,000	-1,000	-1,687	-1,500	-500	Income received from EventBrite Leisure term program bookings. March: Updated to reflect more accurate forecasted actuals.
TOTAL 00 - Operating	-1,000	-1,000	-1,687	-1,500	-500	
TOTAL 4 - Income	-1,000	-1,000	-1,687	-1,500	-500	
TOTAL Healthy Living Seminars	-1,000	-1,000	-1,687	-1,500	-500	
963012 - Educational Strategies						
1 - Expenditure						
00 - Operating						
1284 - Services - Project Mgmt	4,500	4,500	0	2,000	-2,500	Contribution towards bike education for children (\$1000) ; Establishment of an ongoing Cycling Group collaboration with TravelSmart (\$2500) ; Merchandise renewal (\$1000) March: Overall reduced by \$2500 - Increased by \$1000 to ensure sufficient funds for merchandise renewal, removed \$3500 bike programs (no TravelSmart Officer).
TOTAL 00 - Operating	4,500	4,500	0	2,000	-2,500	
TOTAL 1 - Expenditure	4,500	4,500	0	2,000	-2,500	
TOTAL Educational Strategies	4,500	4,500	0	2,000	-2,500	
963019 - Official Openings						
1 - Expenditure						
00 - Operating						
1284 - Services - Project Mgmt	0	0	0	6,500	6,500	March: For costs associated with the official opening of Wilson Park Netball Courts including plaque.
TOTAL 00 - Operating	0	0	0	6,500	6,500	
TOTAL 1 - Expenditure	0	0	0	6,500	6,500	
TOTAL Official Openings	0	0	0	6,500	6,500	
TOTAL 390 - Leisure & Recreation	3,550	29,700	2,493	83,250	53,550	
410 - Belmont Oasis						
937000 - Belmont Oasis						
3 - Capital Expenditure						
32 - New Asset Acquisition						
3252 - Equipment	65,500	65,500	33,047	89,500	24,000	Replacement of 50M Pool Recirculation Pumps 1 & 2 and strainer baskets (\$32,000) plus Replace 1 x Large Rheem HWS & 4 x storage units (\$28,000) & commercial dishwasher (\$5,500). March : Quotes received to replace reticulation pumps were in excess of previously budgeted amount by \$20k.
TOTAL 32 - New Asset Acquisition	65,500	65,500	33,047	89,500	24,000	
TOTAL 3 - Capital Expenditure	65,500	65,500	33,047	89,500	24,000	
4 - Income						
00 - Operating						
4252 - Equipment	0	0	-3,552	-3,552	-3,552	March: Income received from auction of old gym equipment
TOTAL 00 - Operating	0	0	-3,552	-3,552	-3,552	
TOTAL 4 - Income	0	0	-3,552	-3,552	-3,552	
TOTAL Belmont Oasis	65,500	65,500	29,495	85,948	20,448	
TOTAL 410 - Belmont Oasis	65,500	65,500	29,495	85,948	20,448	
420 - Environment						
996002 - Environmental Services						
1 - Expenditure						
00 - Operating						
1200 - Salaries	289,533	289,533	147,190	254,533	-35,000	March Reduced Annual cost based on unable to staff roles during the period
1216 - Agency Staff	38,000	38,000	17,475	28,500	-9,500	22/23 - The use of Agency Staff expected to end mid financial year with employment of staff March: Reduced Annual cost having filled staff roles
1330 - Subscriptions	22,079	22,079	31,100	31,100	9,021	22/23 Azility - \$12,440 SYT - \$6,000 Reel It In - \$2000 (previously costed under 996002-00-1059; Cont - Other) Subscription Renewal - EnviroLaw (WA) \$1,639 March Adjustment to meet subscription increases March: additional funds due to increase in Azility subscription (previously locked during COVID) and turtle project moved to subscriptions out of Services - Other
TOTAL 00 - Operating	349,612	349,612	195,765	314,133	-35,479	
TOTAL 1 - Expenditure	349,612	349,612	195,765	314,133	-35,479	
3 - Capital Expenditure						



Budget Review Comparison
Current Budget: 23CLRBD1, Revised Budget: 23CLRBD2

	Authorised Budget	Oct Rev Budget	Actual to	Mar Rev Budget	Movement	Movement Comment
	2022-23	2022-23	28-Feb-2023	2022-23		
32 - New Asset Acquisition						
3253 - Fleet / Plant	33,000	33,000	23,001	23,001	-9,999	Vehicle purchase Fleet 60. March: Fleet 62 purchase in accordance with replacement guidelines. Purchase of Fleet 60 deferred until 23/24.
TOTAL 32 - New Asset Acquisition	33,000	33,000	23,001	23,001	-9,999	
TOTAL 3 - Capital Expenditure	33,000	33,000	23,001	23,001	-9,999	
6 - Capital Income						
00 - Operating						
6253 - Fleet / Plant	-20,512	-20,512	0	0	20,512	Income sale Fleet 60. March: Income from sale of Fleet 60 deferred to 23/24.
TOTAL 00 - Operating	-20,512	-20,512	0	0	20,512	
TOTAL 6 - Capital Income	-20,512	-20,512	0	0	20,512	
TOTAL Environmental Services	362,100	362,100	218,766	337,134	-24,966	
PE2201 - Esplanade Foreshore Stabilisation and Landscaping						
1 - Expenditure						
31 - New Asset Construction						
1271 - Services - Other Consultants	60,800	60,800	920	10,920	-49,880	22/23 - Rebudget, \$60,800 not used in 21/22 March - Tender to be awarded in June, funds CFWD to 23/24
1279 - Services - Other	608,585	608,585	1,500	1,500	-607,085	22/23 - Carry Forward/Rebudget, \$608,585 not used in 21/22 March - Tender to be awarded in June, funds CFWD to 23/24
TOTAL 31 - New Asset Construction	669,385	669,385	2,420	12,420	-656,965	
TOTAL 1 - Expenditure	669,385	669,385	2,420	12,420	-656,965	
TOTAL Esplanade Foreshore Stabilisation and Landscaping	669,385	669,385	2,420	12,420	-656,965	
TOTAL 420 - Environment	1,031,485	1,031,485	221,186	349,554	-681,931	
460 - Building Construction						
981500 - Building Operations						
1 - Expenditure						
00 - Operating						
1200 - Salaries	368,521	368,521	172,482	318,000	-50,521	March: Staffing budget reduced as agency covering vacancy
1209 - Superannuation	56,630	56,630	19,960	40,000	-16,630	March: Budget reduced as agency covering vacancy
1216 - Agency Staff	0	0	33,404	40,000	40,000	March: Agency cover for vacant Facilities role
TOTAL 00 - Operating	425,151	425,151	225,845	398,000	-27,151	
TOTAL 1 - Expenditure	425,151	425,151	225,845	398,000	-27,151	
TOTAL Building Operations	425,151	425,151	225,845	398,000	-27,151	
BB1605 - Disability Access Inclusion						
1 - Expenditure						
30 - Asset Renewal						
1279 - Services - Other	0	0	0	30,000	30,000	March: Installation of Automatic doors at Forster Park Community Centre and Belmont Sports and Recreation Club
TOTAL 30 - Asset Renewal	0	0	0	30,000	30,000	
TOTAL 1 - Expenditure	0	0	0	30,000	30,000	
TOTAL Disability Access Inclusion	0	0	0	30,000	30,000	
BB1801 - Belmont Hub Construction						
1 - Expenditure						
31 - New Asset Construction						
1279 - Services - Other	0	185,076	40,253	55,000	-130,076	October: Budget carry over from City Projects to rectify defects to Belmont Hub. March: Floor in senior Citizens room replaced and costs of static security whilst gate was being replaced, all other defects to be addressed by City Projects via account CP 2301
TOTAL 31 - New Asset Construction	0	185,076	40,253	55,000	-130,076	
TOTAL 1 - Expenditure	0	185,076	40,253	55,000	-130,076	
TOTAL Belmont Hub Construction	0	185,076	40,253	55,000	-130,076	
BB2102 - Glass House - Achitectural Services						
1 - Expenditure						
30 - Asset Renewal						
1279 - Services - Other	0	0	0	2,000	2,000	March: Defects liability inspections by the superintendent allowed for under the original contract
TOTAL 30 - Asset Renewal	0	0	0	2,000	2,000	
TOTAL 1 - Expenditure	0	0	0	2,000	2,000	



Budget Review Comparison
Current Budget: 23CLRBD1, Revised Budget: 23CLRBD2

	Authorised Budget	Oct Rev Budget	Actual to	Mar Rev Budget	Movement	Movement Comment
	2022-23	2022-23	28-Feb-2023	2022-23		
6 - Capital Income						
00 - Operating						
6035 - Grant - Capital Improvements	0	0	-136,193	-136,193	-136,193	March: LRCIP funding received for refurbishment
TOTAL 00 - Operating	0	0	-136,193	-136,193	-136,193	
TOTAL 6 - Capital Income	0	0	-136,193	-136,193	-136,193	
TOTAL Glass House - Architectural Services	0	0	-136,193	-134,193	-134,193	
BB2205 - Glasshouse – Renewal & Upgrade Works						
6 - Capital Income						
00 - Operating						
6035 - Grant - Capital Improvements	0	0	-104,538	-104,538	-104,538	March: LRCIP funding received for refurbishment
TOTAL 00 - Operating	0	0	-104,538	-104,538	-104,538	
TOTAL 6 - Capital Income	0	0	-104,538	-104,538	-104,538	
TOTAL Glasshouse – Renewal & Upgrade Works	0	0	-104,538	-104,538	-104,538	
BB2301 - Oasis Leisure Centre – Repairs to roof & replace solar						
1 - Expenditure						
30 - Asset Renewal						
1279 - Services - Other	700,331	700,331	98,574	350,000	-350,331	Roof repairs and replacement of solar matting. March: (1) After inspection advice was received that the majority of the roof sheeting was still in good condition. Therefore repairs have been undertaken on all sections of the roof to reseal all penetrations and make the building watertight. (2) Consultant advised that the solar matting did not need to be replaced, just removed, cleaned and refitted as there is still a 10 year warranty on the product.
TOTAL 30 - Asset Renewal	700,331	700,331	98,574	350,000	-350,331	
TOTAL 1 - Expenditure	700,331	700,331	98,574	350,000	-350,331	
TOTAL Oasis Leisure Centre – Repairs to roof & replace solar	700,331	700,331	98,574	350,000	-350,331	
BB2303 - Civic/Administration Centre – Chiller Replacement						
1 - Expenditure						
30 - Asset Renewal						
1279 - Services - Other	276,750	276,750	5,300	5,300	-271,450	Replace HVAC Chiller unit March: Technical estimates indicate that the cost of replacement chillers will be around \$365K. An additional \$100k is required for modifications to the building enclosure to accommodate the new chillers. Funds to be CFWD to 23/24
TOTAL 30 - Asset Renewal	276,750	276,750	5,300	5,300	-271,450	
TOTAL 1 - Expenditure	276,750	276,750	5,300	5,300	-271,450	
TOTAL Civic/Administration Centre – Chiller Replacement	276,750	276,750	5,300	5,300	-271,450	
BB2305 - Old library work room Refurbishment						
1 - Expenditure						
30 - Asset Renewal						
1255 - Buildings (<\$1,000)	0	150,000	0	0	-150,000	October: Fit out to old work room. March: Quotes received are in excess of budgeted amount, therefore works will be delayed until 23/24 and a full RFT will be undertaken
TOTAL 30 - Asset Renewal	0	150,000	0	0	-150,000	
TOTAL 1 - Expenditure	0	150,000	0	0	-150,000	
6 - Capital Income						
00 - Operating						
6845 - Building maintenance reserve	0	-150,000	0	0	150,000	March: Quotes received are in excess of budgeted amount, therefore works will be delayed until 23/24 and a full RFT will be undertaken
TOTAL 00 - Operating	0	-150,000	0	0	150,000	
TOTAL 6 - Capital Income	0	-150,000	0	0	150,000	
TOTAL Old library work room Refurbishment	0	0	0	0	0	
TOTAL 460 - Building Construction	1,402,232	1,587,308	129,241	599,569	-987,739	
470 - Building Maintenance						
B00101 - Faulkner Park Toilet Block						
1 - Expenditure						
10 - Maintenance						
1279 - Services - Other	8,500	8,500	2,102	9,954	1,454	March: Resealing of entry and toilet floors.
TOTAL 10 - Maintenance	8,500	8,500	2,102	9,954	1,454	
TOTAL 1 - Expenditure	8,500	8,500	2,102	9,954	1,454	
4 - Income						



Budget Review Comparison
 Current Budget: 23CLRBD1, Revised Budget: 23CLRBD2

	Authorised Budget	Oct Rev Budget	Actual to	Mar Rev Budget	Movement	Movement Comment
	2022-23	2022-23	28-Feb-2023	2022-23		
00 - Operating						
4072 - Reimb - Insurance Claims	0	0	-12,472	-12,472	-12,472	March: Insurance claim for criminal damage to the toilet block
TOTAL 00 - Operating	0	0	-12,472	-12,472	-12,472	
TOTAL 4 - Income	0	0	-12,472	-12,472	-12,472	
TOTAL Faulkner Park Toilet Block	8,500	8,500	-10,370	-2,518	-11,018	
B03001 - Garvey Park-Toilets-Main						
1 - Expenditure						
00 - Operating						
1266 - Services - Cleaning	500	500	2,190	2,000	1,500	March: insufficient funds allocated for regular cleaning schedule
TOTAL 00 - Operating	500	500	2,190	2,000	1,500	
TOTAL 1 - Expenditure	500	500	2,190	2,000	1,500	
TOTAL Garvey Park-Toilets-Main	500	500	2,190	2,000	1,500	
B13199 - Adachi /Hardey Parks-Building Mntc						
1 - Expenditure						
10 - Maintenance						
1279 - Services - Other	2,400	2,400	2,617	4,400	2,000	March: Broken sewerage pipe repair
TOTAL 10 - Maintenance	2,400	2,400	2,617	4,400	2,000	
TOTAL 1 - Expenditure	2,400	2,400	2,617	4,400	2,000	
TOTAL Adachi /Hardey Parks-Building Mntc	2,400	2,400	2,617	4,400	2,000	
B14130 - Ascot Waters Jetties						
1 - Expenditure						
10 - Maintenance						
1279 - Services - Other	4,000	4,000	2,539	4,070	70	
TOTAL 10 - Maintenance	4,000	4,000	2,539	4,070	70	
TOTAL 1 - Expenditure	4,000	4,000	2,539	4,070	70	
TOTAL Ascot Waters Jetties	4,000	4,000	2,539	4,070	70	
B80199 - Glasshouse Building Bld Mnt						
1 - Expenditure						
10 - Maintenance						
1279 - Services - Other	5,000	15,000	18,717	22,980	7,980	October: Refurbishment of front auto doors and \$7500 for window blinds - request from Place and Comms team March: Repair storm water drains to North of building
TOTAL 10 - Maintenance	5,000	15,000	18,717	22,980	7,980	
TOTAL 1 - Expenditure	5,000	15,000	18,717	22,980	7,980	
TOTAL Glasshouse Building Bld Mnt	5,000	15,000	18,717	22,980	7,980	
B81099 - Cloverdale Clinic-Bldg Mntc						
1 - Expenditure						
00 - Operating						
1266 - Services - Cleaning	5,312	5,312	4,418	3,488	-1,824	March: Contribution to services to end on 31 March 2023 CHAS and DoE informed.
1287 - Services - Pest Control	287	287	140	144	-144	
TOTAL 00 - Operating	5,599	5,599	4,558	3,632	-1,968	
10 - Maintenance						
1201 - Wages	130	130	49	0	-130	
1219 - Overheads	202	202	59	0	-202	
1222 - Materials	39	39	0	0	-39	
1253 - Fleet / Plant	26	26	7	0	-26	
1265 - Services - Equipment Maint.	1,281	1,281	760	854	-427	
1279 - Services - Other	2,050	2,050	1,012	1,100	-950	
TOTAL 10 - Maintenance	3,727	3,727	1,885	1,954	-1,773	
TOTAL 1 - Expenditure	9,326	9,326	6,443	5,586	-3,741	
TOTAL Cloverdale Clinic-Bldg Mntc	9,326	9,326	6,443	5,586	-3,741	
B99899 - General Properties-Blding Mnt						
1 - Expenditure						
00 - Operating						
1327 - Emergency Services Levy	0	0	116,490	116,490	116,490	March: ESL levy for Op Centre FY22/23



Budget Review Comparison
 Current Budget: 23CLRBD1, Revised Budget: 23CLRBD2

	Authorised Budget	Oct Rev Budget	Actual to	Mar Rev Budget	Movement	Movement Comment
	2022-23	2022-23	28-Feb-2023	2022-23		
TOTAL 00 - Operating	0	0	116,490	116,490	116,490	
TOTAL 1 - Expenditure	0	0	116,490	116,490	116,490	
TOTAL General Properties-Blding Mnt	0	0	116,490	116,490	116,490	
TOTAL 470 - Building Maintenance	29,726	39,727	138,627	153,007	113,280	
480 - Building Active Reserves						
B00501 - Forster Park-Toilets-Main						
1 - Expenditure						
11 - Vandalism						
1279 - Services - Other	400	400	2,796	3,196	2,796	March: 4 toilet cisterns were broken in separate incidents of vandalism
TOTAL 11 - Vandalism	400	400	2,796	3,196	2,796	
TOTAL 1 - Expenditure	400	400	2,796	3,196	2,796	
TOTAL Forster Park-Toilets-Main	400	400	2,796	3,196	2,796	
B01029 - Centenary Park Lighting						
1 - Expenditure						
10 - Maintenance						
1296 - Services - Lighting	35,000	35,000	12,170	17,000	-18,000	Replace old sports light fittings with new LED floodlights March : work was undertaken in September to replace the lights and it came in under budget
TOTAL 10 - Maintenance	35,000	35,000	12,170	17,000	-18,000	
TOTAL 1 - Expenditure	35,000	35,000	12,170	17,000	-18,000	
TOTAL Centenary Park Lighting	35,000	35,000	12,170	17,000	-18,000	
B05504 - Peet Park- Clubrooms						
1 - Expenditure						
10 - Maintenance						
1279 - Services - Other	4,000	4,000	5,335	6,000	2,000	March: Electrical investigations to determine cause of boards tripping out
TOTAL 10 - Maintenance	4,000	4,000	5,335	6,000	2,000	
TOTAL 1 - Expenditure	4,000	4,000	5,335	6,000	2,000	
TOTAL Peet Park- Clubrooms	4,000	4,000	5,335	6,000	2,000	
B82399 - Cl'vdale Sprt/Rec Cnt-Big Mntc						
1 - Expenditure						
10 - Maintenance						
1279 - Services - Other	11,000	11,000	6,213	13,500	2,500	March: Sub metering of bowling greens for water and power as per OCM outcome requirement
TOTAL 10 - Maintenance	11,000	11,000	6,213	13,500	2,500	
TOTAL 1 - Expenditure	11,000	11,000	6,213	13,500	2,500	
TOTAL Cl'vdale Sprt/Rec Cnt-Big Mntc	11,000	11,000	6,213	13,500	2,500	
TOTAL 480 - Building Active Reserves	50,400	50,400	26,514	39,696	-10,704	
510 - Administration Building Costs						
B80003 - Administration Building Gardeners Shed						
1 - Expenditure						
10 - Maintenance						
1279 - Services - Other	1,150	1,150	7,506	1,325	175	0
TOTAL 10 - Maintenance	1,150	1,150	7,506	1,325	175	
TOTAL 1 - Expenditure	1,150	1,150	7,506	1,325	175	
TOTAL Administration Bldng Gardeners Shed	1,150	1,150	7,506	1,325	175	
TOTAL 510 - Administration Building Costs	1,150	1,150	7,506	1,325	175	
570 - Sanitation Charges						
983000 - Sanitation Charges						
1 - Expenditure						
00 - Operating						
1239 - Consumables	33,600	33,600	14,642	17,000	-16,600	Dog waste bags compostable and plastic. March: Reduced budget for transition from plastic bags in 23/24.
1263 - Services - Advertising	13,000	13,000	11,115	21,000	8,000	Asbestos/white goods day, Garage Sale Trail & other advertising. March: Amended budget allows 23/24 payment for Garage Sale Trail.
TOTAL 00 - Operating	46,600	46,600	25,757	38,000	-8,600	



Budget Review Comparison
Current Budget: 23CLRBD1, Revised Budget: 23CLRBD2

	Authorised Budget	Oct Rev Budget	Actual to	Mar Rev Budget	Movement	Movement Comment
	2022-23	2022-23	28-Feb-2023	2022-23		
TOTAL 1 - Expenditure	46,600	46,600	25,757	38,000	-8,600	
TOTAL Sanitation Charges	46,600	46,600	25,757	38,000	-8,600	
983001 - Illegal Dumping						
1 - Expenditure						
00 - Operating						
1201 - Wages	15,000	15,000	8,024	12,960	-2,040	Collect and dispose of dumped items. March: Budget increased in anticipation of continued proportional expenditure.
1216 - Agency Staff	15,000	15,000	16,823	25,800	10,800	Collect and dispose of dumped items.
1219 - Overheads	62,700	62,700	57,026	89,184	26,484	Labour overheads.
1253 - Fleet / Plant	8,000	8,000	12,156	19,392	11,392	Truck usage.
1279 - Services - Other	15,000	15,000	17,253	21,312	6,312	Miscellaneous charges associated with illegal dumping.
TOTAL 00 - Operating	115,700	115,700	111,281	168,648	52,948	
TOTAL 1 - Expenditure	115,700	115,700	111,281	168,648	52,948	
TOTAL Illegal Dumping	115,700	115,700	111,281	168,648	52,948	
983002 - FOGO Implementation						
1 - Expenditure						
00 - Operating						
1239 - Consumables	1,755,245	1,755,245	0	0	-1,755,245	Purchase of new bins for general waste and food/garden organics (FOGO). March: Bins to be purchased in 23/24 following tender process.
1271 - Services - Other Consultants	89,208	89,208	98	0	-89,208	Education and customer service resource. March: Resource required from July 2023.
TOTAL 00 - Operating	1,844,453	1,844,453	98	0	-1,844,453	
TOTAL 1 - Expenditure	1,844,453	1,844,453	98	0	-1,844,453	
6 - Capital Income						
00 - Operating						
6841 - Waste Management Reserve	-1,832,191	-1,921,399	0	-76,900	1,844,499	Reserve funds used relate to the partial use of \$1.7M received from EMRC to implement FOGO and Better Bins Grant. March: Funds from the Waste Reserve will be required in 2023/2024.
TOTAL 00 - Operating	-1,832,191	-1,921,399	0	-76,900	1,844,499	
TOTAL 6 - Capital Income	-1,832,191	-1,921,399	0	-76,900	1,844,499	
TOTAL FOGO Implementation	12,262	-76,946	98	-76,900	46	
TOTAL 570 - Sanitation Charges	174,562	85,354	137,136	129,748	44,394	
TOTAL 15 - Infrastructure Services	13,739,438	14,440,210	6,623,250	12,848,856	-1,591,354	
20 - Development and Communities						
072 - Sister City Activities						
921501 - Sister City						
1 - Expenditure						
00 - Operating						
1222 - Materials	1,500	1,500	500	500	-1,000	Allocation of funds for gift exchange Sister City student exchange. March: Reduced due to exchange not proceeding.
1332 - Advertising	1,000	1,000	0	0	-1,000	Advertising costs for potential student delegation or highlighting the program. March: Reduced due to exchange not proceeding.
1371 - Travel - Conferences	8,000	8,000	0	0	-8,000	Allocation of allowance for smaller than usual delegation if travel restrictions permit. March: Reduced due to exchange not proceeding.
1372 - Accommodation - Conferences	8,000	8,000	0	0	-8,000	Sister City Delegation expected in July/August 2023. \$8k for exchange accommodation in Jan 2023 if restrictions allow. Funding allows for smaller than usual delegation. March: Reduced due to exchange not proceeding.
1384 - Other Functions	8,000	8,000	0	2,273	-5,727	Sister City Delegation expected in July/August 2023. \$8k for exchanges in Jan 2023 if restrictions allow. Funding allows for smaller than usual delegation.
TOTAL 00 - Operating	26,500	26,500	500	2,773	-23,727	
TOTAL 1 - Expenditure	26,500	26,500	500	2,773	-23,727	
TOTAL Sister City	26,500	26,500	500	2,773	-23,727	
TOTAL 072 - Sister City Activities	26,500	26,500	500	2,773	-23,727	
200 - Donations & Grants						
912000 - Donations and Grants						



Budget Review Comparison
Current Budget: 23CLRBD1, Revised Budget: 23CLRBD2

	Authorised Budget 2022-23	Oct Rev Budget 2022-23	Actual to 28-Feb-2023	Mar Rev Budget 2022-23	Movement	Movement Comment
1 - Expenditure						
00 - Operating						
1370 - Donations - General	2,000	2,000	2,386	3,000	1,000	Donations to line marking have varied between \$700 and \$2500 per year, since 2016/2017. March: Increase due to higher than normal requests received.
TOTAL 00 - Operating	2,000	2,000	2,386	3,000	1,000	
TOTAL 1 - Expenditure	2,000	2,000	2,386	3,000	1,000	
TOTAL Donations and Grants	2,000	2,000	2,386	3,000	1,000	
TOTAL 200 - Donations & Grants	2,000	2,000	2,386	3,000	1,000	
430 - State Emergency Service						
997000 - State Emergency Service						
1 - Expenditure						
00 - Operating						
1399 - Miscellaneous	0	0	3,360	3,360	3,360	March : Adjustment for Multifunction Printer from operating grant final approval
TOTAL 00 - Operating	0	0	3,360	3,360	3,360	
TOTAL 1 - Expenditure	0	0	3,360	3,360	3,360	
4 - Income						
00 - Operating						
4032 - Grant - Operating	-81,100	-81,100	-63,353	-84,470	-3,370	March : Income increased in line with final Grant approval
TOTAL 00 - Operating	-81,100	-81,100	-63,353	-84,470	-3,370	
TOTAL 4 - Income	-81,100	-81,100	-63,353	-84,470	-3,370	
TOTAL State Emergency Service	-81,100	-81,100	-59,993	-81,110	-10	
TOTAL 430 - State Emergency Service	-81,100	-81,100	-59,993	-81,110	-10	
440 - Planning Services						
980000 - Town Planning						
1 - Expenditure						
00 - Operating						
1200 - Salaries	1,739,094	1,739,094	910,039	1,569,094	-170,000	March: \$170k reduction in salaries budget reflective of staff vacancies to date. Portion of reduced salaries to offset additional expenditure for agency staff.
1216 - Agency Staff	20,000	20,000	27,374	27,374	7,374	Agency Staff to provide Planning Officer cover for development application assessment during staff leave periods. October: Vacant officer positions are being recruited for and we do not intend to use agency staff to cover during this time. March: Adjustment to reflect YTD actual expenditure. Additional expenditure is offset by corresponding reduction in salaries budget.
1263 - Services - Advertising	22,000	22,000	1,964	14,000	-8,000	Advertising costs associated with consultation for Planning projects including formal advertising activities (community information forums virtual/in-person) for DA6 draft Activity Centre Plan (\$10,000 - 80% carry-over from 2021/22 budget), and re-advertising of revised Golden Gateway draft Local Structure Plan (\$8,000 carry-over from 2021/22 budget) - includes expenses for Signs, newspaper advertisements, mail-outs, information booth marquee hire. Budget also includes allowance for advertising of departmental staff recruitment, routine scheme amendments, structure plans and local development plans, as well as major development applications (\$4,000). March: Department of Planning, Lands and Heritage are now progressing an Improvement Scheme for DA6, therefore the City's budget for advertising of the planning framework is not required. Anticipated remaining expenses as follows: Re-advertising of Golden Gateway - \$8,000; Operational advertising (DAs, scheme amendments, recruitment etc) - \$4,000.
1271 - Services - Other Consultants	180,000	180,000	29,746	135,000	-45,000	DA6 - current \$70,000 carry-over/commitment for remaining scope of tender, \$30,000 to explore alternative designs for Southern Main Drain, \$20,000 modifications to Structure Plan. Golden Gateway - \$11,000 carry-over/commitment plus additional \$39,000 for remaining work to modify Structure Plan and technical appendices(building heights, precinct boundaries, zones and road layout) as per Council resolution, Scheme review - \$10,000 heritage studies and other associated components of scheme review work. March: Department of Planning, Lands and Heritage are now progressing an Improvement Scheme for DA6 therefore the City's budget for consultants to prepare the planning framework can be reduced to conclude the project on the City's part. Anticipated remaining expenses as follows: DA6 close-off tasks - \$10,000; DA6 support tasks/peer technical review to facilitate DPLH's preparation of Improvement Scheme - \$45,000; Golden Gateway - \$50,000; Scheme Review - \$10,000.
1373 - Registration - Train/Conf	12,800	12,800	7,746	20,000	7,200	Professional development for officers as per contracts; planning staff participation/attendance at essential industry forums and essential training/professional development for staff. March: Increased budget to accommodate training and professional development opportunities for staff members who commenced with the City during the 2022/23 financial year, as well as the resumption of face-to-face training opportunities and key national industry conferences to be hosted in Perth in March 2023.
TOTAL 00 - Operating	1,973,894	1,973,894	976,869	1,765,468	-208,426	
TOTAL 1 - Expenditure	1,973,894	1,973,894	976,869	1,765,468	-208,426	
3 - Capital Expenditure						
32 - New Asset Acquisition						



Budget Review Comparison
Current Budget: 23CLRBD1, Revised Budget: 23CLRBD2

	Authorised Budget	Oct Rev Budget	Actual to	Mar Rev Budget	Movement	Movement Comment
	2022-23	2022-23	28-Feb-2023	2022-23		
3253 - Fleet / Plant	128,547	128,547	0	50,925	-77,622	Vehicle purchase Fleet 7, 11 and 78. March: Fleet 07 and 78 replacement deferred to 23/24.
TOTAL 32 - New Asset Acquisition	128,547	128,547	0	50,925	-77,622	
TOTAL 3 - Capital Expenditure	128,547	128,547	0	50,925	-77,622	
4 - Income						
00 - Operating						
4124 - Application Fees	-300,000	-300,000	-355,272	-360,000	-60,000	Estimate based on 2021/22 income. March: \$60k increased fee income to reflect higher than anticipated income to date.
TOTAL 00 - Operating	-300,000	-300,000	-355,272	-360,000	-60,000	
TOTAL 4 - Income	-300,000	-300,000	-355,272	-360,000	-60,000	
6 - Capital Income						
00 - Operating						
6253 - Fleet / Plant	-83,615	-83,615	0	-31,801	51,814	Income sale of Fleet 07, 11 and 78. March: Income from sale of Fleet 07 and 78 deferred to 23/24.
TOTAL 00 - Operating	-83,615	-83,615	0	-31,801	51,814	
TOTAL 6 - Capital Income	-83,615	-83,615	0	-31,801	51,814	
TOTAL Town Planning	1,718,826	1,718,826	621,596	1,424,592	-294,234	
TOTAL 440 - Planning Services	1,718,826	1,718,826	621,596	1,424,592	-294,234	
450 - Building Control						
980500 - Building Control						
1 - Expenditure						
00 - Operating						
1200 - Salaries	317,355	277,355	132,743	257,355	-20,000	October: \$40K transferred to Services - Other Consultants 1271 to cover internal building consultant costs March : \$20K transferred to Services - Other Consultants 1271 for ongoing building consultant costs
1271 - Services - Other Consultants	20,000	60,000	66,240	80,000	20,000	Consultants costs for peer reviews. Costs associated with two potential independent assessments October: \$40K from salaries 1200 to cover internal building consultant costs March : \$20K from salaries 1200 for ongoing building consultant costs
1318 - Insurance - Self Insurance	0	0	1,000	1,000	1,000	March : Excess on insurance claims
TOTAL 00 - Operating	337,355	337,355	199,983	338,355	1,000	
TOTAL 1 - Expenditure	337,355	337,355	199,983	338,355	1,000	
3 - Capital Expenditure						
32 - New Asset Acquisition						
3253 - Fleet / Plant	38,811	38,811	0	0	-38,811	Vehicle purchase Fleet 73. March: Fleet 73 replacement deferred to 23/24.
TOTAL 32 - New Asset Acquisition	38,811	38,811	0	0	-38,811	
TOTAL 3 - Capital Expenditure	38,811	38,811	0	0	-38,811	
4 - Income						
00 - Operating						
4124 - Application Fees	-175,000	-175,000	-205,764	-200,000	-25,000	Income for Certified & Uncertified building applications and permits. Estimated 80% Certified / 20% Uncertified March : Application fees tracking higher than expected.
4149 - Fines - Other	0	0	-2,249	-2,249	-2,249	March : Income from Fines Enforcement relating to a 2017 prosecution
TOTAL 00 - Operating	-175,000	-175,000	-208,013	-202,249	-27,249	
TOTAL 4 - Income	-175,000	-175,000	-208,013	-202,249	-27,249	
6 - Capital Income						
00 - Operating						
6253 - Fleet / Plant	-25,766	-25,766	0	0	25,766	Income sale Fleet 73. March: Income from sale of Fleet 73 deferred to 23/24.
TOTAL 00 - Operating	-25,766	-25,766	0	0	25,766	
TOTAL 6 - Capital Income	-25,766	-25,766	0	0	25,766	
TOTAL Building Control	175,400	175,400	-8,031	136,106	-39,294	
TOTAL 450 - Building Control	175,400	175,400	-8,031	136,106	-39,294	
540 - Customer Services						
980600 - Customer Service						
1 - Expenditure						
00 - Operating						



Budget Review Comparison
Current Budget: 23CLRBD1, Revised Budget: 23CLRBD2

	Authorised Budget	Oct Rev Budget	Actual to	Mar Rev Budget	Movement	Movement Comment
	2022-23	2022-23	28-Feb-2023	2022-23		
1200 - Salaries	313,134	253,134	118,922	213,134	-40,000	October: \$60K to Agency Staff 1216 to provide vacancy cover March : \$40K to Agency Staff to provide vacancy cover
1216 - Agency Staff	30,000	90,000	104,131	130,000	40,000	October: \$60K from Salaries 1200 for agency cover March: \$40K from Salaries for agency cover
TOTAL 00 - Operating	343,134	343,134	223,053	343,134	0	
TOTAL 1 - Expenditure	343,134	343,134	223,053	343,134	0	
TOTAL Customer Service	343,134	343,134	223,053	343,134	0	
TOTAL 540 - Customer Services	343,134	343,134	223,053	343,134	0	
550 - Environmental Health						
982500 - Health						
1 - Expenditure						
00 - Operating						
1080 - Reimbursement - Services	600	600	0	400	-200	Refunded application fees March: Reduced in line with current rate of refunds
1201 - Wages	250	250	16	243	-7	Operation Centre staff EHO assistance March: \$7 to fleet/plant to cover Operation centre staff fleet/plant expense
1252 - Equipment	0	0	205	700	700	March: Thermometers for food inspections
1253 - Fleet / Plant	0	0	7	7	7	March : Increase in line with expense for Operations Centre staff EHO assistance fleet/plant costs
1263 - Services - Advertising	5,000	5,000	0	3,400	-1,600	March : Advertising budget reduced in line with expenditure
1265 - Services - Equipment Maint.	3,000	3,000	4,337	3,900	900	Calibration of equipment-pool testing (annual\$180), thermometers (annual 6 X \$150), light meter (annual \$200), noise meter & calibrator (bi-annual)(\$1k x 2) March : Increased to cover equipment maintenance
1399 - Miscellaneous	1,500	1,500	1,622	1,700	200	Health emergencies, parking, id pics March : Increased to cover parking and other miscellaneous costs
TOTAL 00 - Operating	10,350	10,350	6,186	10,350	0	
TOTAL 1 - Expenditure	10,350	10,350	6,186	10,350	0	
3 - Capital Expenditure						
32 - New Asset Acquisition						
3253 - Fleet / Plant	26,000	26,000	0	0	-26,000	Vehicle purchase Fleet 42. March: Fleet 42 replacement deferred to 23/24.
TOTAL 32 - New Asset Acquisition	26,000	26,000	0	0	-26,000	
TOTAL 3 - Capital Expenditure	26,000	26,000	0	0	-26,000	
6 - Capital Income						
00 - Operating						
6253 - Fleet / Plant	-24,188	-24,188	0	0	24,188	Income sale Fleet 42. March: Income from sale of Fleet 42 deferred to 23/24.
TOTAL 00 - Operating	-24,188	-24,188	0	0	24,188	
TOTAL 6 - Capital Income	-24,188	-24,188	0	0	24,188	
TOTAL Health	12,162	12,162	6,186	10,350	-1,812	
982501 - Mosquito Control						
1 - Expenditure						
00 - Operating						
1059 - Cont - Other	85,800	85,800	46,575	51,329	-34,471	Contiguous Local Authority Group (CLAG) management of Dept. of Health mosquito control funds. Net nil impact with the expenditure being offset by funding. This figure is estimated as actual grant income will be based on approved submissions by DOH (\$45000) in mid August 2022 and estimated contributions from CLAG members (Belmont \$12,500, TVP \$1800, Bass- \$9,500, Bays \$11K, Swan \$6K). Reconcile actual income in Oct 22 March : Budgeted amount reduced in line with final CLAG approved amounts DoH \$25656, CoB \$10643, ToVP \$568, Bass \$6407, Bays \$4539, Swan \$3515
1201 - Wages	250	250	0	205	-45	Operation staff assistance for mozzie officer March: Reduced in line with use
1202 - Allowances	0	0	10	45	45	March : Adjusted to cover allowances
1239 - Consumables	25,000	25,000	10,751	24,500	-500	Vectobac, Prolink, Vectoprime (\$8K), dry ice, batteries, repellents, water bottles, merch (\$3500), & COB CLAG contribution grant dependent (\$12,500) March : \$500 transferred to 1377
1377 - Travel - General	2,500	2,500	2,523	3,000	500	Travel costs for mozzie officer plus course travel March : \$500 transferred from 1239
TOTAL 00 - Operating	113,550	113,550	59,859	79,079	-34,471	
TOTAL 1 - Expenditure	113,550	113,550	59,859	79,079	-34,471	
4 - Income						



Budget Review Comparison
Current Budget: 23CLRBD1, Revised Budget: 23CLRBD2

	Authorised Budget	Oct Rev Budget	Actual to	Mar Rev Budget	Movement	Movement Comment
	2022-23	2022-23	28-Feb-2023	2022-23		
00 - Operating						
4059 - Cont - Other	-85,800	-85,800	-51,330	-51,329	34,471	Contiguous Local Authority Group (CLAG) management of Dept. of Health mosquito control funds. Net nil impact with the expenditure being offset by funding. This figure is estimated as actual grant income will be based on approved submissions by DOH (\$45000) in mid August 2022 and estimated contributions from CLAG members (Belmont \$12,500, TVP \$1800, Bass- \$9,500, Bays \$11K, Swan \$6K). Reconcile actual income in Oct 22. March : Budgeted amount reduced in line with final CLAG approval DoH 25656, CoB \$10643, ToVP \$568, Bass \$6407, Bays \$4539, Swan \$3515.
TOTAL 00 - Operating	-85,800	-85,800	-51,330	-51,329	34,471	
TOTAL 4 - Income	-85,800	-85,800	-51,330	-51,329	34,471	
TOTAL Mosquito Control	27,750	27,750	8,529	27,750	0	
TOTAL 550 - Environmental Health	39,912	39,912	14,716	38,100	-1,812	
580 - Rangers						
922500 - Rangers						
1 - Expenditure						
00 - Operating						
1200 - Salaries	762,301	722,301	326,221	667,303	-54,998	October: \$40K transferred to Agency 1216 March - reduced by \$50K in line with YTD actuals and rephased to include 2 add FTEs approved
1234 - Uniforms/Protective Clothing	3,000	3,000	2,962	3,500	500	PPE/Uniforms (+ 2 officers) March: \$500 transferred from 1239 Consumables
1239 - Consumables	3,000	3,000	137	2,500	-500	cable ties, batteries, tape, cat bait, dog treats, tissues, sun screen, dog poobox stickers March : \$500 transferred to Uniforms 1234
TOTAL 00 - Operating	768,301	728,301	329,321	673,303	-54,998	
TOTAL 1 - Expenditure	768,301	728,301	329,321	673,303	-54,998	
3 - Capital Expenditure						
32 - New Asset Acquisition						
3253 - Fleet / Plant	60,000	417,120	0	430,269	13,149	Vehicle purchase Fleet 50 and module. October: Purchase Rangers Fleet 25, 44, 50, 55 and 81. March: Additional Fleet for Rangers Services FL22 and FL84.
TOTAL 32 - New Asset Acquisition	60,000	417,120	0	430,269	13,149	
TOTAL 3 - Capital Expenditure	60,000	417,120	0	430,269	13,149	
4 - Income						
00 - Operating						
4120 - Poundage Vehicles	-10,000	-10,000	-17,274	-17,000	-7,000	income from sold abandoned vehicles-note this money must be kept in trust for owner to recover: March : Increased in line with current rate of income
TOTAL 00 - Operating	-10,000	-10,000	-17,274	-17,000	-7,000	
TOTAL 4 - Income	-10,000	-10,000	-17,274	-17,000	-7,000	
6 - Capital Income						
00 - Operating						
6253 - Fleet / Plant	-22,005	-143,285	0	-109,151	34,134	Income sale Fleet 50. October: Income sale Rangers Fleet 25, 44, 50, 55 and 81. March: Income from sale of Fleet 25, 44, 50, 55 and 81.
TOTAL 00 - Operating	-22,005	-143,285	0	-109,151	34,134	
TOTAL 6 - Capital Income	-22,005	-143,285	0	-109,151	34,134	
TOTAL Rangers	796,296	992,136	312,047	977,421	-14,715	
TOTAL 580 - Rangers	796,296	992,136	312,047	977,421	-14,715	
590 - Belmont Community Watch						
922000 - Belmont Community Watch						
1 - Expenditure						
00 - Operating						
1253 - Fleet / Plant	21,000	21,000	14,302	20,500	-500	Three cars budgeted for replacement. Costs associated with fitting out of three cars (electrics/light bars \$1500/software configuration swap over \$2500, decals(\$2000 x 3) and ancillaries \$1k, - total \$21K (for three cars fitted out) March : \$500 transferred to 1318
1318 - Insurance - Self Insurance	0	0	500	500	500	March : Transferred \$500 from 1253 to cover insurance excess
TOTAL 00 - Operating	21,000	21,000	14,802	21,000	0	
TOTAL 1 - Expenditure	21,000	21,000	14,802	21,000	0	
TOTAL Belmont Community Watch	21,000	21,000	14,802	21,000	0	



Budget Review Comparison
Current Budget: 23CLRBD1, Revised Budget: 23CLRBD2

	Authorised Budget	Oct Rev Budget	Actual to	Mar Rev Budget	Movement	Movement Comment
	2022-23	2022-23	28-Feb-2023	2022-23		
TOTAL 590 - Belmont Community Watch	21,000	21,000	14,802	21,000	0	
610 - Community Safety						
922600 - Crime Prevention & Comm Safety						
1 - Expenditure						
00 - Operating						
1032 - Grant - Operating	0	0	0	5,540	5,540	March : All Western Australians Reducing Emergencies (AWARE) programme funding - Local Recovery Coordinators 1 Day Course March 2023 \$5500
1280 - Services - Training	3,000	3,000	0	2,600	-400	Staff training March : \$400 transferred to 1318
1318 - Insurance - Self Insurance	0	0	400	400	400	March : \$400 transferred from 1280
TOTAL 00 - Operating	3,000	3,000	400	8,540	5,540	
TOTAL 1 - Expenditure	3,000	3,000	400	8,540	5,540	
4 - Income						
00 - Operating						
4032 - Grant - Operating	0	0	-5,540	-5,540	-5,540	March : All Western Australians Reducing Emergencies (AWARE) programme funding
TOTAL 00 - Operating	0	0	-5,540	-5,540	-5,540	
TOTAL 4 - Income	0	0	-5,540	-5,540	-5,540	
TOTAL Crime Prevention & Comm Safety	3,000	3,000	-5,140	3,000	0	
TOTAL 610 - Community Safety	3,000	3,000	-5,140	3,000	0	
620 - Engagement Strategies						
962501 - Engagement Strategies						
1 - Expenditure						
00 - Operating						
1252 - Equipment	12,000	12,000	5,159	19,441	7,441	External hire of equipment for community events - Aboriginal community BBQs \$4K, Multicultural Strategy actions and merch - \$5k. External hire/purchase of equipment for Seniors and Disability community activities and forums \$1K. Merch for events \$2k. March: Increase due to supplier and labour quotes significantly escalating, offset by alternate savings with no overall increase in Department budget.
1279 - Services - Other	91,000	91,000	55,658	104,000	13,000	Outreach Services \$28K (contract plus additional services as required), Harmonise activities \$6K, Cross Cultural programs - \$4K, NAIDOC Community event \$7.5K, Job expo \$5K. International Day of People with Disability \$2.5k, WA Seniors Week event \$3.5k, Intergenerational Project \$2.5k, Auslan translation for events \$5k, Accessibility Review of documents/events \$2.5k, Accessible Business program activities rollout \$7.5k. Seniors exercise and social programs \$3.5k, other services and activities \$3.5k. Reduction of \$2K for Cross Cultural Programs and Reduction of \$5K for Age Friendly Program grant delivered. CaLD Economic Development initiatives (Kaleidoscope program) \$10K. March: Increase due to supplier and labour quotes significantly escalating, offset by alternate savings with no overall increase in Department budget.
1280 - Services - Training	13,900	13,900	3,600	11,000	-2,900	Aboriginal Awareness training for staff and community \$5k, Cultural Diversity Training for staff and community \$5k. Disability Awareness Training for staff and community - \$2.4k. Dementia Awareness training for staff and community - \$1.5k. March: Reduced to offset additional expenses in other areas.
1332 - Advertising	4,800	4,800	2,217	8,700	3,900	Radio Advertising for event promotion \$3K, social media campaigns \$1.8K. March: Increase due to advertising costs quotes significantly escalating, offset by alternate savings with no overall increase in Department budget.
1370 - Donations - General	91,000	91,000	55,540	105,000	14,000	\$80K community contribution fund, \$10K for natural disasters as per Lord Mayor Appeal (i.e. natural disasters). March: Increase due to a number of previous 2021/22 Community Contribution Fund grants unpaid in error in 21/22, offset by alternate savings with no overall increase in Department budget.
1383 - Ceremonies	18,250	18,250	6,360	14,950	-3,300	Welcome to Country services for the whole organisation's formal events and activities, including provision for monthly Citizenship Ceremonies. March: Decreased due to lower costs than anticipated, to offset additional expenditure in other areas.
1399 - Miscellaneous	3,500	3,500	50	2,000	-1,500	Resources for NAIDOC Student & Community Awards \$1k, Harmony Student and Community Awards \$2k, other \$500. March: Reduced due to lower than anticipated expenditure, offsetting additional costs in other activities.
TOTAL 00 - Operating	234,450	234,450	128,584	265,091	30,641	
TOTAL 1 - Expenditure	234,450	234,450	128,584	265,091	30,641	
4 - Income						
00 - Operating						
4077 - Reimb - Miscellaneous	0	0	-9,115	9,570	9,570	March: Return of unexpended funds contributed to partnership programs, offsetting extra costs in other activities.
TOTAL 00 - Operating	0	0	-9,115	9,570	9,570	
TOTAL 4 - Income	0	0	-9,115	9,570	9,570	
TOTAL Engagement Strategies	234,450	234,450	119,469	274,661	40,211	
TOTAL 620 - Engagement Strategies	234,450	234,450	119,469	274,661	40,211	
630 - Library						
945000 - Library and Museum						



Budget Review Comparison
Current Budget: 23CLRBD1, Revised Budget: 23CLRBD2

	Authorised Budget	Oct Rev Budget	Actual to	Mar Rev Budget	Movement	Movement Comment
	2022-23	2022-23	28-Feb-2023	2022-23		
1 - Expenditure						
00 - Operating						
1207 - Employee Entitlements	0	0	25,204	25,204	25,204	March: Entitlement related to the retirement of a long standing employee
1216 - Agency Staff	0	3,151	3,151	25,000	21,849	October: To reflect actual budget March: Increase Agency required following staff resignation
1222 - Materials	11,000	11,000	9,157	13,500	2,500	Materials required for processing of locally purchased library stock e.g., showcase items, and the conservation and display of museum artefacts. Includes lockable DVD cases, RFID tags, spine labels and consumables for DVD cleaning and maintaining established kit collections as well as archival materials for packing artefacts post conservation and during transit and storage. Allowance for the purchase of historical media (images, video etc.) for use in planned Museum exhibitions. March: Shifted \$2500 from 945000-00-1227-000 Printing for costs associated with additional archival packing materials to support Local History Archive Project.
1227 - Printing	20,000	20,000	3,784	17,500	-2,500	Allowance for continued supply of library membership cards and print re-runs of existing publications (e.g. Belmonsters books, historical books and booklets). Allowance for the professional production of additional and/or updating of the Museum's artefact interpretation, collection and instructional signage and refreshed signage for the Library's collections as required. March: Shifted \$2500 to 945000-00-1222-000 Materials for costs associated with additional archival packing materials to support Local History Archive Project.
1233 - Freight	6,500	6,500	6,645	10,245	3,745	Local Government contribution to send and receive inter-library loans to meet customer requests. March: Adjusted to reflect actual expenditure related to freight of inter-library loans (\$6645) and allowance for unanticipated costs related to collection and delivery of artefacts loaned from other Museums to enhance the planned annual temporary exhibition in Belmont Museum (\$3600).
1236 - Sales	10,000	10,000	0	8,000	-2,000	Replenishment of branded stationary items and merchandise stock in library shop situation in Belmont Hub. Includes items such as branded pens, USBs, ear phones and unique library and museum souvenirs and gift ware. March: Shifted \$2000 to 945000-00-1251-000 Fixtures to reflect anticipated actual expenditure associated with additional free standing and mobile climate-controlled exhibition cases to ensure displayed historical artefacts are maintained appropriately.
1250 - Furniture	17,000	17,000	1,528	12,000	-5,000	Maintenance, repair and replacement of library and museum furniture as required. Additional single person booth seating for ground floor to accommodate increased demand for individual study spaces and to provide a variety of seating options on both floors. March: Shifted \$5000 to 945000-00-1251-000 Fixtures to reflect anticipated actual expenditure associated with additional free standing and mobile climate-controlled exhibition cases to ensure displayed historical artefacts are maintained appropriately.
1251 - Fixtures	10,000	10,000	0	21,000	11,000	Allowance for purchase of additional free standing and mobile climate-controlled exhibition cases to ensure displayed historical artefacts are maintained appropriately. March: Shifted \$5000 from 945000-00-1250-000 Furniture, \$2000 from 945000-00-1236-000 Sales and \$2000 from 945000-00-1263-000 Services Advertising to reflect anticipated actual expenditure related to climate controlled exhibition case (\$19,000). Shifted \$2000 from 945000-00-1263-000 for costs associated with supply of bespoke hands-on exhibit item for new Belmont Museum display.
1263 - Services - Advertising	8,000	8,000	0	4,000	-4,000	General advertising including contribution to the annual Australian Heritage Festival, Let's Celebrate Belmont and Local History Photographic competition marketing campaigns and allowance for professional delivery of monthly eNewsletter. March: Shifted \$2000 to 945000-00-1251-000 Fixtures for costs associated with supply of bespoke hands-on exhibit item for new Museum display. Shifted \$2000 to 945000-00-1251-000 Fixtures to reflect anticipated actual expenditure related to climate controlled exhibition case.
1271 - Services - Other Consultants	39,000	39,000	9,779	46,000	7,000	Continuation of the Oral History program including both oral and film recordings (\$10,000). Specialist research related to future exhibitions (\$5,000). Specialist assessment and conservation work of incoming museum donations and ongoing conservation advice for the Hampton's Cheeses and other Museum artefacts/archive items identified for treatment (\$15,000). Assistance with the research and development of appropriate content to promote significant features and landmarks throughout the City (\$2,000). Continuation of the Cadastral Map project to expand the number of historical sites (\$4,000). March: Shifted \$7000 from 945000-00-1330-000 Subscriptions to engage consultant to finalise development of a Library, Culture & Place Strategy.
1330 - Subscriptions	35,000	35,000	22,379	28,000	-7,000	Subscriptions for various literacy and learning online resources (including an allowance for foreign exchange amounts): Britannica (\$2400); Online tutoring and job seeker support e-resource (\$5000); The West online digital archive (\$1000); CreativeBug (\$1,800); Novelist readers advisory a complete readers advisory e-resource solution linked to the library catalogue providing tailored recommendations (\$5000); Road to IELTS and Clear Pronunciation general eResources to support English as a second language learners (\$2100); Cloud Library ebook resource linked to the self service kiosks and online catalogue (\$2000); Find My Past family history research eResource (\$1,500); ongoing subscription to Culture Counts tool to measure social impact and value of the library and museum (\$5000). Various professional memberships including Australian Library Information Association, Royal WA Historical Society, Children's Book Council, Public Libraries WA and Museums Australia. March: Shifted \$7000 to 945000-00-1271-000 Services other Consultants to finalise development of a Library, Culture & Place Strategy.
TOTAL 00 - Operating	156,500	159,651	81,628	210,449	50,798	
TOTAL 1 - Expenditure	156,500	159,651	81,628	210,449	50,798	
3 - Capital Expenditure						
32 - New Asset Acquisition						
3251 - Fixtures	25,000	25,000	27,360	54,907	29,907	Costs associated with consultancy, design and installation of an annual temporary exhibition in Belmont Museum as per the approved original business case for Museum Fitout. March: Adjusted to reflect carry forward of funds to complete Museum interactive Cadastral Map project that was unable to be finalised in previous financial year due to implications relating to COVID-19 (\$19,500) and to reflect actual cost associated with the consultation, design and installation of the temporary exhibition.
3253 - Fleet / Plant	0	33,000	0	0	-33,000	October: Purchase Fleet 72. March: Fleet 72 replacement deferred to 23/24.



Budget Review Comparison
 Current Budget: 23CLRBD1, Revised Budget: 23CLRBD2

	Authorised Budget	Oct Rev Budget	Actual to	Mar Rev Budget	Movement	Movement Comment
	2022-23	2022-23	28-Feb-2023	2022-23		
TOTAL 32 - New Asset Acquisition	25,000	58,000	27,360	54,907	-3,093	
TOTAL 3 - Capital Expenditure	25,000	58,000	27,360	54,907	-3,093	
4 - Income						
00 - Operating						
4128 - Photocopying	10,000	10,000	-14,576	-10,000	-20,000	Anticipated income from printing and photocopying by members of the public (cost recovery).
TOTAL 00 - Operating	10,000	10,000	-14,576	-10,000	-20,000	
TOTAL 4 - Income	10,000	10,000	-14,576	-10,000	-20,000	
6 - Capital Income						
00 - Operating						
6253 - Fleet / Plant	0	-23,100	0	0	23,100	October: Income sale Fleet 72. March: Income from sale of Fleet 72 deferred to 23/24.
TOTAL 00 - Operating	0	-23,100	0	0	23,100	
TOTAL 6 - Capital Income	0	-23,100	0	0	23,100	
TOTAL Library and Museum	191,500	204,551	94,412	255,356	50,805	
TOTAL 630 - Library	191,500	204,551	94,412	255,356	50,805	
633 - Arts and Place						
911702 - Avon Descent						
1 - Expenditure						
00 - Operating						
1239 - Consumables	10,000	10,000	9,853	9,853	-147	\$10K Free food allowance for 900 residents March: Adjusted to reflect YTD Actual
1263 - Services - Advertising	10,000	10,000	3,283	3,283	-6,717	Social media, posters and printing, radio advertising, event photography March: Adjusted to reflect YTD Actual
1266 - Services - Cleaning	0	0	154	154	154	March: Adjusted to reflect YTD Actual
1279 - Services - Other	5,000	5,000	6,738	6,738	1,738	Bump in/out event crew, electrical contractor, first aid, security, traffic management, COVID marshals March: Adjusted to reflect YTD Actual costs to deliver the event.
1368 - Sponsorship/Promotions	20,000	20,000	18,386	18,386	-1,614	\$10K Sponsorship of Avon River Descent Organisation; \$10K rides/attractions (including Helicopter) March: Adjusted to reflect YTD Actual
1399 - Miscellaneous	5,000	5,000	37	37	-4,963	Wet weather contingency March: Reduced to reflect YTD Actual expenditure.
TOTAL 00 - Operating	50,000	50,000	38,451	38,451	-11,549	
TOTAL 1 - Expenditure	50,000	50,000	38,451	38,451	-11,549	
TOTAL Avon Descent	50,000	50,000	38,451	38,451	-11,549	
911703 - Autumn River Festival						
1 - Expenditure						
00 - Operating						
1127 - Hire (Property & Equipment)	42,000	42,000	0	0	-42,000	Hire of marquees, chairs, fencing, bins, toilet, AV. March: Autumn River Festival is not included in the 2023 Calendar of Community Events. An overall total of \$98,400 reallocated from the Autumn River Festival to allow additional budget for Harmony Festival and KidsFest in order to reflect the increased costs associated with these popular community events.
1200 - Salaries	2,000	2,000	0	0	-2,000	Salaries related to staffing cost for other areas working at event, including rangers March: Autumn River Festival is not included in the 2023 Calendar of Community Events.
1201 - Wages	1,000	1,000	0	0	-1,000	Outside workforce wages for OHS park inspection and park clean after event. March: Autumn River Festival is not included in the 2023 Calendar of Community Events.
1227 - Printing	3,000	3,000	0	0	-3,000	Event signage, printing of vouchers, posters, flyers. March: Autumn River Festival is not included in the 2023 Calendar of Community Events.
1234 - Uniforms/Protective Clothing	300	300	0	0	-300	March: Autumn River Festival is not included in the 2023 Calendar of Community Events.
1252 - Equipment	500	500	0	0	-500	March: Autumn River Festival is not included in the 2023 Calendar of Community Events.
1253 - Fleet / Plant	200	200	0	0	-200	Generator and event trailer transfer. March: Autumn River Festival is not included in the 2023 Calendar of Community Events.
1263 - Services - Advertising	12,000	12,000	0	0	-12,000	Posters, flyers, event tokens and other printing, local paper advertising, social media promotion, event photography March: Autumn River Festival is not included in the 2023 Calendar of Community Events.
1266 - Services - Cleaning	650	650	0	0	-650	March: Autumn River Festival is not included in the 2023 Calendar of Community Events.
1279 - Services - Other	25,600	25,600	0	0	-25,600	Bump in/out crew, electrical contractor, photographer, first aid, security, traffic management. March: Autumn River Festival is not included in the 2023 Calendar of Community Events. Some funds reallocated to allow additional budget for Harmony Festival and KidsFest in order to reflect the increased costs associated with these popular community events.
1368 - Sponsorship/Promotions	50,500	50,500	0	0	-50,500	March: Autumn River Festival is not included in the 2023 Calendar of Community Events. Some funds reallocated to allow additional budget for Harmony Festival and KidsFest in order to reflect the increased costs associated with these popular community events.
1399 - Miscellaneous	350	350	0	0	-350	March: Autumn River Festival is not included in the 2023 Calendar of Community Events.



Budget Review Comparison
Current Budget: 23CLRBD1, Revised Budget: 23CLRBD2

	Authorised Budget	Oct Rev Budget	Actual to	Mar Rev Budget	Movement	Movement Comment
	2022-23	2022-23	28-Feb-2023	2022-23		
TOTAL 00 - Operating	138,100	138,100	0	0	-138,100	
TOTAL 1 - Expenditure	138,100	138,100	0	0	-138,100	
4 - Income						
00 - Operating						
4368 - Sponsorship/Promotions	-5,000	-5,000	0	0	5,000	March: No income will be received. Autumn River Festival is not included in the 2023 Calendar of Community Events.
TOTAL 00 - Operating	-5,000	-5,000	0	0	5,000	
TOTAL 4 - Income	-5,000	-5,000	0	0	5,000	
TOTAL Autumn River Festival	133,100	133,100	0	0	-133,100	
911705 - Movie Madness						
1 - Expenditure						
00 - Operating						
1127 - Hire (Property & Equipment)	10,000	10,000	13,977	13,421	3,421	Hire of truss screen to overcome wind issues with owned inflatable screen \$2.5Kper event March: Adjusted to reflect YTD Actual
1201 - Wages	1,000	1,000	0	0	-1,000	Outside workforce wages for OHS park inspection and park clean after event. March: Funds not required due to movies being shown at Reading Cinemas instead of in the park.
1263 - Services - Advertising	3,000	3,000	288	700	-2,300	March: Reduced to reflect anticipated costs associated with advertising Belmont Blockbusters movie series at Reading Cinemas
1279 - Services - Other	2,400	2,400	0	0	-2,400	Bump In / Out Crew March: No infrastructure set up required as movies were held at Reading Cinemas in January 2023.
1368 - Sponsorship/Promotions	7,000	7,000	7,987	9,200	2,200	Public Performance licenses for each film and pre show entertainment March: Adjusted to reflect anticipated final costs of delivering Belmont Blockbusters at Reading Cinemas.
1399 - Miscellaneous	0	0	1,448	1,082	1,082	March: Adjusted to reflect YTD Actual at the time of budget review.
TOTAL 00 - Operating	23,400	23,400	23,701	24,403	1,003	
TOTAL 1 - Expenditure	23,400	23,400	23,701	24,403	1,003	
4 - Income						
00 - Operating						
4236 - Sales	0	0	-5,616	-4,000	-4,000	March: Adjusted to reflect anticipated income generated from discounted ticket sales for the Belmont Blockbusters movie series at Reading Cinemas held in January 2023.
TOTAL 00 - Operating	0	0	-5,616	-4,000	-4,000	
TOTAL 4 - Income	0	0	-5,616	-4,000	-4,000	
TOTAL Movie Madness	23,400	23,400	18,084	20,403	-2,997	
911706 - Imaginarium						
1 - Expenditure						
00 - Operating						
1127 - Hire (Property & Equipment)	85,600	85,600	0	0	-85,600	Hire of marquees, chairs, fencing, bins, toilet, AV. March: Funds to be carried over to the 2023/2024 financial year. The Imaginarium has been rescheduled to October 2023 to be included in the art season finale program.
1227 - Printing	500	500	0	0	-500	March: Funds to be carried over to the 2023/2024 financial year. The Imaginarium has been rescheduled to October 2023 to be included in the art season finale program.
1263 - Services - Advertising	7,000	7,000	0	0	-7,000	Posters, flyers, event tokens and other printing, local paper advertising, social media promotion, event photography March: Funds to be carried over to the 2023/2024 financial year. The Imaginarium has been rescheduled to October 2023 to be included in the art season finale program.
1368 - Sponsorship/Promotions	82,000	82,000	0	0	-82,000	Performers and entertainers March: Funds to be carried over to the 2023/2024 financial year. The Imaginarium has been rescheduled to October 2023 to be included in the art season finale program.
1399 - Miscellaneous	1,000	1,000	0	0	-1,000	March: Funds to be carried over to the 2023/2024 financial year. The Imaginarium has been rescheduled to October 2023 to be included in the art season finale program.
TOTAL 00 - Operating	176,100	176,100	0	0	-176,100	
TOTAL 1 - Expenditure	176,100	176,100	0	0	-176,100	
4 - Income						
00 - Operating						
4032 - Grant - Operating	-25,000	-25,000	0	0	25,000	March: The Imaginarium has been rescheduled to October 2023.
TOTAL 00 - Operating	-25,000	-25,000	0	0	25,000	
TOTAL 4 - Income	-25,000	-25,000	0	0	25,000	
TOTAL Imaginarium	151,100	151,100	0	0	-151,100	
911708 - Carols in the Park						
1 - Expenditure						
00 - Operating						



Budget Review Comparison
Current Budget: 23CLRBD1, Revised Budget: 23CLRBD2

	Authorised Budget	Oct Rev Budget	Actual to	Mar Rev Budget	Movement	Movement Comment
	2022-23	2022-23	28-Feb-2023	2022-23		
1127 - Hire (Property & Equipment)	8,000	8,000	19,519	21,500	13,500	Hire of marquees, chairs, fencing, bins, toilet, AV. Increased to accommodate reinstatement of fireworks March: Adjusted to reflect costs associated with this popular community event.
1368 - Sponsorship/Promotions	14,000	14,000	17,269	17,269	3,269	\$6K Instated Fireworks (if permitted under COVID conditions) - entertainment March: Adjusted to reflect YTD Actual costs associated with delivering this popular community event.
TOTAL 00 - Operating	22,000	22,000	36,788	38,769	16,769	
TOTAL 1 - Expenditure	22,000	22,000	36,788	38,769	16,769	
TOTAL Carols in the Park	22,000	22,000	36,788	38,769	16,769	
911710 - Lets Celebrate Belmont						
4 - Income						
00 - Operating						
4032 - Grant - Operating	-40,000	-40,000	-16,000	-52,000	-12,000	March: Income adjusted to reflect anticipated grants to be received.
TOTAL 00 - Operating	-40,000	-40,000	-16,000	-52,000	-12,000	
TOTAL 4 - Income	-40,000	-40,000	-16,000	-52,000	-12,000	
TOTAL Lets Celebrate Belmont	-40,000	-40,000	-16,000	-52,000	-12,000	
911711 - Harmony Day						
1 - Expenditure						
00 - Operating						
1127 - Hire (Property & Equipment)	12,700	12,700	0	22,400	9,700	Hire of marquee, PA, staging, toilets, tables, chairs, bin. March: Additional funds required to reflect the costs of infrastructure associated with this increasingly popular event. \$9700 shifted from Autumn River Festival.
1227 - Printing	600	600	0	2,000	1,400	Event signage, posters, flyers. March: Increased costs due to expanded event including new cultural initiatives such as a display promoting the Faces of Kooyong. \$1400 shifted from Autumn River Festival.
1263 - Services - Advertising	2,500	2,500	0	3,000	500	Social media promotion, event photography March: Increased by \$500 to cover costs associated with the promotion of the larger scale event planned in 2023. \$500 shifted from Autumn River Festival.
1266 - Services - Cleaning	200	200	0	500	300	March: Increased to reflect costs of cleaning following the event. \$300 shifted from Autumn River Festival.
1279 - Services - Other	6,000	6,000	0	9,500	3,500	Bump in/out crew, electrical contractor, photographer, first aid, security, traffic management. March: Additional funds required for suppliers, reflecting the costs associated with this increasingly popular event. \$3500 shifted from Autumn River Festival.
1297 - Services - Entertainment	0	0	1,223	35,000	35,000	March: \$15,000 shifted from 911711-00-1368-000 to accurately reflect the expenditure location for performer and entertainment required for the Harmony Festival. \$20,000 shifted from Autumn River Festival to allow for additional funds to reflect costs associated with this popular cultural event.
1368 - Sponsorship/Promotions	15,000	15,000	0	0	-15,000	Cultural performers and entertainment March: Funds shifted to 911711-00-1297-000 Entertainment to accurately reflect the expenditure location for performers and entertainment required for the Harmony Festival to be delivered in 2023.
TOTAL 00 - Operating	37,000	37,000	1,223	72,400	35,400	
TOTAL 1 - Expenditure	37,000	37,000	1,223	72,400	35,400	
4 - Income						
00 - Operating						
4032 - Grant - Operating	-10,000	-10,000	0	0	10,000	March: No grant funding expected for the Harmony Festival in 2023
TOTAL 00 - Operating	-10,000	-10,000	0	0	10,000	
TOTAL 4 - Income	-10,000	-10,000	0	0	10,000	
TOTAL Harmony Day	27,000	27,000	1,223	72,400	45,400	
911712 - Kidz Fest						
1 - Expenditure						
00 - Operating						
1127 - Hire (Property & Equipment)	30,000	30,000	0	35,000	5,000	Hire of marquees, chairs, fencing, bins, toilets. March: Additional funds required to reflect the costs of infrastructure associated with this increasingly popular event. \$5000 shifted from Autumn River Festival.
1227 - Printing	1,300	1,300	0	3,000	1,700	Event signage, posters, flyers. March: Additional funds required for printing of discount vouchers and site maps to be used on the day. \$1700 re-allocated from advertising.
1239 - Consumables	0	0	0	50,000	50,000	March: Funds required to provide the consumables element previously offered at the Autumn River Festival. Light healthy food alternatives will be sourced. Funds shifted from the Autumn River Festival.
1263 - Services - Advertising	10,000	10,000	0	5,000	-5,000	Social media promotion, event photography, event map handouts March: Reduced to reflect anticipated costs associated with advertising for this event.
1266 - Services - Cleaning	500	500	0	1,000	500	March: Anticipated increased costs required to clean after each session (two 4 hour sessions will be delivered on the day).
1279 - Services - Other	22,000	22,000	0	30,000	8,000	Bump in/out crew, electrical contractor, photographer, first aid, security, traffic management. March: Increased to reflect anticipated costs of these suppliers. \$8000 shifted from Autumn River Festival.



Budget Review Comparison
Current Budget: 23CLRBD1, Revised Budget: 23CLRBD2

	Authorised Budget	Oct Rev Budget	Actual to	Mar Rev Budget	Movement	Movement Comment
	2022-23	2022-23	28-Feb-2023	2022-23		
1297 - Services - Entertainment	0	0	0	54,000	54,000	March: Funds shifted from 911712-00-1368-000 to accurately reflect the cost code for performers and entertainment.
1368 - Sponsorship/Promotions	54,000	54,000	0	0	-54,000	Additional performers and entertainment March: Funds shifted to 911712-00-1297-000 Entertainment to accurately reflect the cost code for performers and entertainment.
TOTAL 00 - Operating	117,800	117,800	0	178,000	60,200	
TOTAL 1 - Expenditure	117,800	117,800	0	178,000	60,200	
4 - Income						
00 - Operating						
4032 - Grant - Operating	-20,000	-20,000	0	-30,000	-10,000	March: Anticipated grant funding to be received for this event
TOTAL 00 - Operating	-20,000	-20,000	0	-30,000	-10,000	
TOTAL 4 - Income	-20,000	-20,000	0	-30,000	-10,000	
TOTAL Kidz Fest	97,800	97,800	0	148,000	50,200	
961005 - Marketing & Comms - Belmont HUB						
1 - Expenditure						
00 - Operating						
1263 - Services - Advertising	20,000	20,000	0	10,000	-10,000	Annual celebratory promotion \$7K Southern Gazette Wrap; \$2K outdoor advertising; \$4K radio campaign; \$1K social media promotion Ongoing promotion of Belmont Hub benefit to community as more aspects of the building are launched; \$5K cinema advertising; \$1K social media promotion March: Funds shifted to 962700-00-1271-000 for the development of the Library Culture and Place Strategy (\$10,000)
TOTAL 00 - Operating	20,000	20,000	0	10,000	-10,000	
TOTAL 1 - Expenditure	20,000	20,000	0	10,000	-10,000	
TOTAL Marketing & Comms - Belmont HUB	20,000	20,000	0	10,000	-10,000	
962700 - Arts and Place						
1 - Expenditure						
00 - Operating						
1216 - Agency Staff	0	14,000	23,760	50,000	36,000	October: Agency staff required to support the Arts & Place section as a result of staff vacancy March: Agency staff required to support the Arts & Place section in the delivery of priority projects, community activations/events and to cover periods of leave within the section.
1271 - Services - Other Consultants	10,000	15,000	2,501	25,000	10,000	Community Consultation as required in the development of departmental plans and strategies. This could include a consultant to conduct neighbourhood consultation to engage the local community. October: Funds shifted from 962700-00-1270-000 to engage a specialist to assist with the development of the Library Culture and Place Strategy. March: \$10,000 shifted from 961005-00-1263-000 to reflect costs associated with the development of the Library, Culture and Place Strategy including specialist advice pertaining to public art and relevant percent for art policies.
TOTAL 00 - Operating	10,000	29,000	26,260	75,000	46,000	
TOTAL 1 - Expenditure	10,000	29,000	26,260	75,000	46,000	
4 - Income						
00 - Operating						
4399 - Miscellaneous	0	0	-500	-500	-500	March: Adjusted to reflect YTD
TOTAL 00 - Operating	0	0	-500	-500	-500	
TOTAL 4 - Income	0	0	-500	-500	-500	
TOTAL Arts and Place	10,000	29,000	25,760	74,500	45,500	
963001 - Belmont Art Awards						
4 - Income						
00 - Operating						
4368 - Sponsorship/Promotions	-5,000	-5,000	-4,800	-4,800	200	Anticipated sponsorship income for the 2022 Belmont Art Awards. March: Adjusted to reflect YTD Actual
4399 - Miscellaneous	-2,000	-2,000	-11,643	-11,643	-9,643	Anticipated income from the 2022 Belmont Art Awards through the sale of artwork. The City receives 20% commission on all sales. March: Amended to reflect actual income.
TOTAL 00 - Operating	-7,000	-7,000	-16,443	-16,443	-9,443	
TOTAL 4 - Income	-7,000	-7,000	-16,443	-16,443	-9,443	
TOTAL Belmont Art Awards	-7,000	-7,000	-16,443	-16,443	-9,443	
963023 - Public Art						
1 - Expenditure						
00 - Operating						
1284 - Services - Project Mgmt	70,000	70,000	600	25,000	-45,000	Proposed aboriginal public art project using remaining funds allocated by Council for public art related to the Belmont Hub (as per Ordinary Council Meeting August 28 2018 Item 12.3). March: \$25,000 required to commence the Wright Street Acknowledgement of Country project which will commence in this current financial year with \$45,000 carried over to the 2023/24 financial year for completion late2023.



Budget Review Comparison
Current Budget: 23CLRBD1, Revised Budget: 23CLRBD2

	Authorised Budget	Oct Rev Budget	Actual to	Mar Rev Budget	Movement	Movement Comment
	2022-23	2022-23	28-Feb-2023	2022-23		
TOTAL 00 - Operating	70,000	70,000	600	25,000	-45,000	
TOTAL 1 - Expenditure	70,000	70,000	600	25,000	-45,000	
TOTAL Public Art	70,000	70,000	600	25,000	-45,000	
963047 - Civic Art Collection						
1 - Expenditure						
00 - Operating						
1249 - Artwork	0	0	12,856	15,000	15,000	March: Funds shifted from Services - Project Management to accurately reflect the correct cost code for Artworks acquired for the Civic Art Collection.
1284 - Services - Project Mgmt	15,000	15,000	0	0	-15,000	Art acquisition for the City's prestigious Art Collection. Acquisition of work can be direct commission, purchase or acquired from the annual Belmont Art Awards. The City's Civic Art Collection is a community asset that has grown over the years to become a prestigious collection showcasing WA artists. March: Funds shifted to Artwork to accurately reflect the correct cost code for Artworks acquired for the Civic Art Collection.
TOTAL 00 - Operating	15,000	15,000	12,856	15,000	0	
TOTAL 1 - Expenditure	15,000	15,000	12,856	15,000	0	
TOTAL Civic Art Collection	15,000	15,000	12,856	15,000	0	
TOTAL 633 - Arts and Place	572,400	591,400	101,319	374,080	-217,320	
640 - Economic Development						
962500 - Economic & Community Services						
1 - Expenditure						
00 - Operating						
1059 - Cont - Other	100,000	100,000	24,500	101,500	1,500	Belmont Small Business Awards (\$40k) WA Small Business Awards/ BBEC, Small business mentoring and support (\$40k) BBEC Accommodation Support, Business Innovation Grants (\$20k) business grants to eligible small local Belmont businesses with innovation focus. Max \$10k per application. March: Approximately CPI increase in Award sponsorship costs, offset by negotiating an additional Award category sponsorship to improve overall value.
1240 - Safety Equipment	400	400	683	750	350	Safety Equipment. March: Increase due to equipment costs escalating, offset by alternate savings with no overall increase in Department budget.
1252 - Equipment	1,000	1,000	2,069	2,100	1,100	Allowance for new equipment to support new staff. March: Increase due to equipment costs escalating, offset by alternate savings with no overall increase in Department budget.
1271 - Services - Other Consultants	10,000	6,500	0	3,500	-3,000	Economic and Community Development Projects - such as Local Jobs Expo, Business Prospectus (\$10k). October: Reduced to offset \$10k provision in Regional Development (LinkWA) budget. March: Reduced due to lower than anticipated costs, offsetting additional costs in other areas.
1279 - Services - Other	30,000	20,000	0	26,000	6,000	New Projects as per draft Economic Development Strategy (\$30k) pending ELT approval and business cases by Director. Promotional material/destination marketing, to promote opportunities (attract, retain) local Belmont businesses (\$7,000). Host Local Belmont Jobs Expo (\$7,000). Investigate the development of a Visitor Economy/Tourism & Plan for recreation opportunities (\$7,000). Workshops for Building a successful Food Business Program (\$5,000). Investigate the promotion/advocating of advanced manufacturing technology businesses such as automation and robotics (\$4,000). October: Reduced to offset \$10k provision in Regional Development (LinkWA), as well as increased training / conference related budget increases. March: Increase due to program costs escalating higher than anticipated, offset by alternate savings with no overall increase in Department budget.
1399 - Miscellaneous	1,000	2,000	2,249	2,500	500	Misc. items for department
TOTAL 00 - Operating	142,400	129,900	29,500	136,350	6,450	
TOTAL 1 - Expenditure	142,400	129,900	29,500	136,350	6,450	
4 - Income						
00 - Operating						
4399 - Miscellaneous	0	-1,500	-155	-680	820	Income from participant contributions to programs. March: Reduced due to lower than anticipated contributions.
TOTAL 00 - Operating	0	-1,500	-155	-680	820	
TOTAL 4 - Income	0	-1,500	-155	-680	820	
6 - Capital Income						
00 - Operating						
6253 - Fleet / Plant	-23,195	-23,195	0	-28,121	-4,926	Income sale Fleet 16.
TOTAL 00 - Operating	-23,195	-23,195	0	-28,121	-4,926	
TOTAL 6 - Capital Income	-23,195	-23,195	0	-28,121	-4,926	
TOTAL Economic & Community Services	119,205	105,205	29,346	107,549	2,344	
963500 - Regional Development						
1 - Expenditure						



Budget Review Comparison
Current Budget: 23CLRBD1, Revised Budget: 23CLRBD2

	Authorised Budget	Oct Rev Budget	Actual to	Mar Rev Budget	Movement	Movement Comment
	2022-23	2022-23	28-Feb-2023	2022-23		
00 - Operating						
1284 - Services - Project Mgmt	0	10,000	2,919	6,101	-3,899	October: 10k should have been budgeted for Contributions towards LinkWA projects - was \$30k last year but zero budgeted for in this financial year. March: Reduced due to less than anticipated costs, offsetting additional costs in other areas.
TOTAL 00 - Operating	0	10,000	2,919	6,101	-3,899	
TOTAL 1 - Expenditure	0	10,000	2,919	6,101	-3,899	
4 - Income						
00 - Operating						
4077 - Reimb - Miscellaneous	-6,675	-6,675	0	0	6,675	March: Reduced to no longer anticipating programs deriving income from partner Councils this year.
TOTAL 00 - Operating	-6,675	-6,675	0	0	6,675	
TOTAL 4 - Income	-6,675	-6,675	0	0	6,675	
TOTAL Regional Development	-6,675	3,325	2,919	6,101	2,776	
TOTAL 640 - Economic Development	112,530	108,530	32,265	113,650	5,120	
642 - Community Development						
963300 - Community Development						
1 - Expenditure						
00 - Operating						
1263 - Services - Advertising	2,000	2,000	0	1,000	-1,000	CD and Count Us In advertising, incl paid social media adverts or Perth Now adverts. March: Reduced due to lower than anticipated costs, offsetting additional costs elsewhere.
1271 - Services - Other Consultants	24,850	24,850	8,650	30,000	5,150	Fitness Contractors - Heath Promotion activities including Count Us In. March: Increase due to quoted costs escalating, offset by savings in 963300-00-1369-000 with no overall increase in Department budget.
1279 - Services - Other	33,000	33,000	9,804	47,000	14,000	Mental Health initiatives (\$5k), Early Years Initiatives (\$6k), delivery of health promotion messaging (\$5k), programs and healthy living seminars (\$5k). Support for all of the City's community events (subsidizing healthy eating alternatives), Autumn River, Avon, KidzFest, health promotion merchandise (\$3k). Creche costs to support CountUSin participants (\$2k). Count US In participants end of program celebration event (\$2k). Reconnection and maintenance of CountUSin ex-participant (\$2k). March: Increase due to quoted costs significantly escalating and recommencing additional healthy community initiatives following COVID and in cyber safety following funded program ceasing, offset by savings in 963300-00-1369-000 with no overall increase in Department budget.
1369 - Donations - Ongoing	133,500	133,500	85,500	113,000	-20,500	E&CD MOU's, including student support programs (9 primary schools at \$2K plus Belmont City College \$40k), accommodation support to Belmont Men's Shed (\$55) plus allowance for CPI (\$1k). Safe School Program (\$19.5K). Increase of \$19.5K for Safe School Program. March: Reduced \$20,500 due to cyber safety program not continuing, offsetting alternate cyber safety initiatives and other initiatives incurring higher than anticipated costs.
TOTAL 00 - Operating	193,350	193,350	103,954	191,000	-2,350	
TOTAL 1 - Expenditure	193,350	193,350	103,954	191,000	-2,350	
TOTAL Community Development	193,350	193,350	103,954	191,000	-2,350	
966500 - Youth Services General						
1 - Expenditure						
00 - Operating						
1077 - Reimb - Miscellaneous	2,500	2,500	408	1,900	-600	Allowance for youth services photocopy expenses. Offset by income from Youth Services Provider (Acc code 966500-00-4077-000). March: Reduced due to lower than anticipated photocopying.
TOTAL 00 - Operating	2,500	2,500	408	1,900	-600	
TOTAL 1 - Expenditure	2,500	2,500	408	1,900	-600	
4 - Income						
00 - Operating						
4077 - Reimb - Miscellaneous	-2,500	-2,500	-408	1,900	4,400	Income from Youth Services Provider for youth services photocopy expenses (Acc code 966500-00-1077-000). March: Reduced due to lower than anticipated photocopying.
TOTAL 00 - Operating	-2,500	-2,500	-408	1,900	4,400	
TOTAL 4 - Income	-2,500	-2,500	-408	1,900	4,400	
TOTAL Youth Services General	0	0	0	3,800	3,800	
TOTAL 642 - Community Development	193,350	193,350	103,954	194,800	1,450	
TOTAL 20 - Development and Communities	4,349,198	4,573,089	1,567,356	4,080,563	-492,526	
NETT	24,597,402	30,498,348	11,278,042	30,508,346	9,998	

City of Belmont

Rate Setting Statement for March Budget Review 22/23



	October Review	March Review	Movement
Revenue from operating activities (excluding rates)			
Operating grants, subsidies and contributions			
Total Operating grants, subsidies and contributions	1,084,732	1,005,971	-78,761
Fees and charges			
Total Fees and charges	8,779,013	8,856,989	77,976
Interest earnings			
Total Interest earnings	992,507	2,945,891	1,953,384
Other revenue			
Total Other revenue	615,690	688,229	72,539
Profit on asset disposals			
Total Profit on asset disposals	113,901	113,901	0
	11,585,843	13,610,981	2,025,139
Expenditure from operating activities			
Employee costs			
Total Employee costs	-25,745,933	-24,258,468	-1,487,465
Materials and contracts			
Total Materials and contracts	-29,910,308	-29,071,803	-838,505
Utility charges			
Total Utility charges	-1,309,163	-1,421,956	112,793
Depreciation on non-current assets			
	-8,959,935	-8,959,935	0
Interest expenses			
Total Interest expenses	-571,292	-571,292	0
Insurance expenses			
Total Insurance expenses	-703,922	-716,278	12,356
Other expenditure			
Total Other expenditure	-1,490,221	-1,518,272	28,051
	-68,694,322	-66,521,552	-2,172,770

Attachment 12.6.2 Rate Setting Statement

	October Review	March Review	Movement
Non-cash amounts excluded from operating activities	8,192,883	8,192,883	0
Amount attributable to operating activities	-48,915,596	-44,717,687	-147,631
INVESTING ACTIVITIES			
Non-operating grants, subsidies and contributions			
Total Non-operating grants, subsidies and contributions	3,072,372	3,173,982	-101,610
Payments for property, plant and equipment			
Total Payments for property, plant and equipment	-5,021,843	-4,092,174	-929,669
Payments for construction of infrastructure			
Total Payments for construction of infrastructure	-12,944,838	-12,454,867	-489,971
Proceeds from disposal of assets			
Total Proceeds from disposal of assets	942,379	1,350,393	-408,014
Amount attributable to investing activities	-13,951,930	-12,022,666	-1,929,264
FINANCING ACTIVITIES			
Repayment of borrowings	-595,216	-595,216	0
Transfers to cash backed reserves (restricted assets)	-6,531,379	-10,674,053	4,142,674
Transfers from cash backed reserves (restricted assets)	5,227,271	3,232,772	1,994,499
Amount attributable to financing activities	-1,899,324	-8,036,497	6,137,173
Net current assets (budgeted) at start of fin. year - surplus/(deficit)	12,151,298	12,151,298	0
Budgeted deficiency before general rates	-52,615,552	-52,625,552	-10,000
Amount raised from general rates	53,115,552	53,115,552	0
Net current assets at end of financial period - surplus/(deficit)	500,000	490,000	

Attachment 12.6.3 Budgeted Reserve Balances for the year ending 30 June 2023

RESERVE ACCOUNTS

ESTIMATED CLOSING RESERVE BALANCE BUDGET FOR THE YEAR ENDING 30th JUNE 2023

ACCOUNT	PARTICULARS	BALANCE 01-Jul-22	ESTIMATED NET RETURN	TRANSFER FROM MUNICIPAL	TRANSFER TO MUNICIPAL	BALANCE 30-Jun-23
999-8820	Information Technology Reserve	1,346,305	37,130	0	130,000	1,253,435
999-8821	Administration building reserve	239,557	6,346	0	0	245,903
999-8822	Aged persons housing reserve	783,661	21,909	0	179,521	626,049
999-8823	Streetscapes Reserve	499,383	13,228	0	0	512,611
999-8824	Parks Development Reserve	0	0	0	0	0
999-8825	Aged Community Care Reserve	222,213	5,885	0	0	228,098
999-8826	Belmont District Band reserve	47,673	1,264	0	0	48,937
999-8829	District valuation reserve	264,549	7,669	85,000	250,000	107,218
999-8830	Election expenses reserve	78,473	2,053	60,000	0	140,526
999-8831	Faulkner Park Ret. Vill. owner	610,029	15,123	60,156	0	685,308
999-8833	Land acquisition reserve	9,319,979	247,679	550,000	130,000	9,987,658
999-8835	LSL Reserve - Salaries	2,015,680	50,358	0	498,571	1,567,467
999-8836	LSL Reserve - Wages	394,266	7,307	0	53,918	347,655
999-8837	Environment Reserve	1,048,656	22,093	656,965	0	1,727,714
999-8838	Plant replacement reserve	791,032	37,593	0	232,220	596,405
999-8839	Property development reserve	11,986,560	311,368	4,787,948	968,547	16,117,329
999-8840	Ruth Faulkner library reserve	46,611	1,234	0	0	47,845
999-8841	Waste Management Reserve	5,601,544	157,472	476,101	76,900	6,158,217
999-8843	History Reserve	144,790	4,471	0	0	149,261
999-8844	Insurance reserve	1,503,293	37,122	0	0	1,540,415
999-8845	Building Maintenance	4,217,349	636,750	1,000,000	61,652	5,792,447
999-8846	Aged accommodation - Homeswest	903,390	23,443	29,967	0	956,800
999-8847	Miscellaneous Entitlements	480,046	11,907	1,000,000	415,000	1,076,953
999-8848	Ascot Waters Marina Maint	979,308	27,265	0	50,000	956,573
999-8849	Faulkner Park Ret. Vill Buy Back	2,444,463	63,276	19,844	0	2,527,583
999-8850	Public Art Reserve	401,317	10,631	0	0	411,948
999-8851	Aged Services Reserve	1,080,964	28,635	0	0	1,109,599
999-8853	Car Parking Reserve	62,867	1,666	0	0	64,533
999-8854	Belmont Trust Reserve	1,510,878	42,769	0	186,443	1,367,204
999-8855	Urban Forest Strategy Mgmt Reserve	117,927	3,123	0	0	121,050
999-8856	Belmont Oasis Refurbishment Reserve	4,201,716	111,303	0	0	4,313,019
TOTALS		53,344,481	1,948,072	8,725,981	3,232,772	60,785,762

12.7 Request for Rate Exemption - WA Squash - 146 Robinson Avenue, Belmont

Voting Requirement	:	Simple Majority
Subject Index	:	98/008
Location/Property Index	:	146 Robinson Avenue, Belmont
Application Index	:	N/A
Disclosure of any Interest	:	Nil
Previous Items	:	Nil
Applicant	:	Squash Rackets Association of Western Australia (Inc)
Owner	:	State of Western Australia
Responsible Division	:	Corporate and Governance

Council role

Quasi-Judicial When Council determines an application/matter that directly affect a person's right and interests. The judicial character arises from the obligation to abide by the principles of natural justice. Examples of quasi-judicial authority include local planning applications, building licences, applications for other permits/licences (e.g. under Health Act, Dog Act or Local Laws) and other decisions that may be appealable to the State Administrative Tribunal.

Purpose of report

To consider a request for rate exemption for Squash Rackets Association of Western Australia (Inc) known as "WA Squash" (WAS).

Summary and key issues

The State of Western Australia purchased the property on 31 January 2022 with the responsible agency on the Certificate of Title being Department of Local Government, Sport and Cultural Industries (DLGSCI).

Officer Recommendation

That Council does not endorse the rate exemption for the property known as 146 Robinson Avenue, Belmont under section 6.26(2)(a)(i), Section 6.53 and Section 1.4(a)(ii) of the *Local Government Act 1995* effective from 21 July 2022.

Note:

Cr Davis put forward the following Alternative Motion.

Alternative Councillor Motion

Davis moved, Rossi seconded

That Council:

1. Does not endorse the rate exemption for the property known as 146 Robinson Avenue, Belmont under section 6.26(2)(a)(i), Section 6.53 and Section 1.4(a)(ii) of the *Local Government Act 1995* effective from 21 July 2022.
2. Directs the CEO to write to WA Squash to advise they may be eligible for a grant which would equate to \$3,349.68 for 2022-2023 and take into consideration;
 - a. ongoing grant funding for annual rates cost.
 - b. request a copy of their latest financial statements including latest audited financial statements; and
 - c. request a copy of ongoing maintenance costs and further expenses that WA Squash may incur for financial year 2022-2023 in order for Council to make an informed decision in relation to the provision of a grant.

Carried Unanimously 7 votes to 0

Reason

- In accordance with 6.26 Rateable land, the land is the property of the crown and is also being used for public purpose. The Belmont WA Squash centre does cater for members however it does hold many events that attracts spectators which are not classed as members and is open to the public.
- Individuals are not required to become a member to use the facilities, this encourages people living in the City of Belmont to experience and enjoy the sport at their own leisure.
- The Belmont Kayak Club, Belmont Men's Shed, Belmont Sports & Recreation Club and Belmont Tennis Club are given rate grant funding. The organisations are run by volunteers, are an asset to the City of Belmont and bring people from all over the state to enjoy the recreation facilities as members and guests.

Location

Strata Lot 2 on Strata Plan 19526 known as 146 Robinson Avenue, Belmont



Consultation

Internal consultation has been undertaken with the City's Legal and Compliance Adviser.

External consultation has been undertaken with WA Local Government Association (WALGA).

Strategic Community Plan implications

In accordance with the 2020 – 2040 Strategic Community Plan:

Goal 5: Responsible Belmont

Strategy: 5.2 Manage the City's assets and financial resources in a responsible manner and provide the best possible services for the community

Policy implications

There are no policy implications associated with this report.

Statutory environment

The relevant sections of the *Local Government Act 1995* that apply are:

'1.4 Terms used

In this Act, unless the contrary intention appears - *owner*, where used in relation to land —

- (a) means a person who is in possession as —
 - (i) the holder of an estate of freehold in possession in the land, including an estate or interest under a contract or an arrangement with the Crown or a person, by virtue of which contract or arrangement the land is held or occupied with a right to acquire by purchase or otherwise the fee simple; or
 - (ia) the owner of a lot in a leasehold scheme as defined in the *Strata Titles Act 1985* section 3(1); and
 - (ii) a Crown lessee or a lessee or tenant under a lease or tenancy agreement of the land which in the hands of the lessor is not rateable land under this Act, but which in the hands of the lessee or tenant is by reason of the lease or tenancy rateable land under this or another Act for the purposes of this Act;"

'6.26. Rateable land

(1) Except as provided in this section all land within a district is rateable land.

(2) The following land is not rateable land — ..

- (a) land which is the property of the Crown and – \
 - (i) is being used or held for a public purpose;" and ..'

'6.53. Land becoming or ceasing to be rateable land

Where during a financial year —

- (a) land that was not rateable becomes rateable land; or
- (b) rateable land becomes land that is not liable to rates, the owner of that land —
- (c) is liable for rates proportionate to the portion of the year during which the land is rateable land; or
- (d) is entitled to a refund of an amount proportionate to the portion of the year during which the land is not rateable land, as the case requires.'

'6.76. Grounds of objection

- (1) A person may, in accordance with this section, object to the rate record of a local government on the ground —
 - (a) that there is an error in the rate record —
 - (i) with respect to the identity of the owner or occupier of any land; or
 - (ii) on the basis that the land or part of the land is not rateable land; or

- (b) if the local government imposes a differential general rate, that the characteristics of the land recorded in the rate record as the basis for imposing that rate should be deleted and other characteristics substituted.
 - (2) An objection under subsection (1) is to —
 - (a) be made to the local government in writing within 42 days of the service of a rate notice under section 6.41; and
 - (b) identify the relevant land; and
 - (c) set out fully and in detail the grounds of objection.
 - (3) An objection under subsection (1) may be made by the person named in the rate record as the owner of land or by the agent or attorney of that person.’

Background

The Belmont Squash Centre is home to the Belmont Saints Squash & Sports Club (BSSSC) and since the purchase of the property by the DLGSCI, is also the State Head Office of the Squash Rackets Association of WA (Inc) (WAS). The centre will host open squash tournaments which in turn will bring in members from other state teams. The club provides numerous and often free options for residents to be able to try the sport, providing for a more active and healthier lifestyle.

According to the WAS Constitution, the main objectives of the club are:

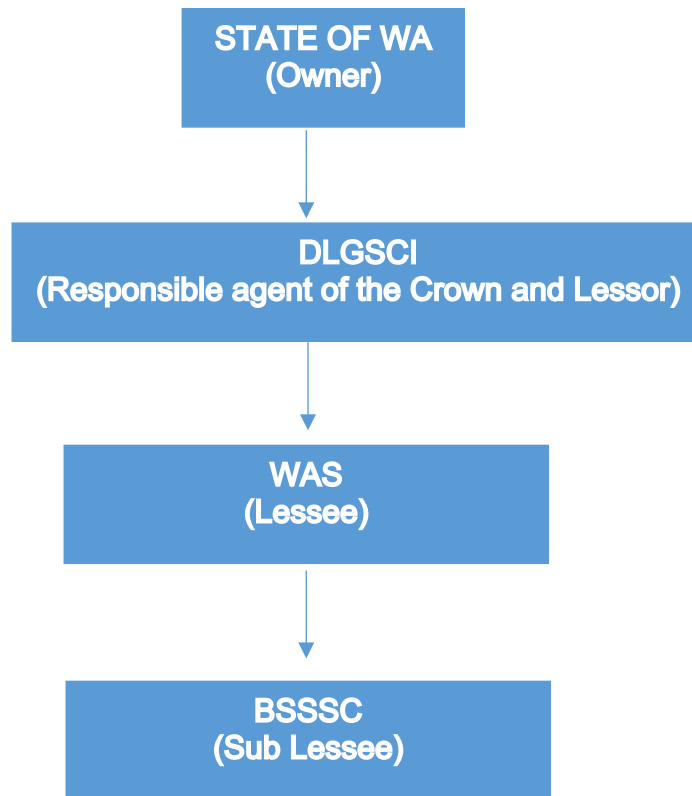
- to function as the central authority in and for the State of Western Australia in all matters connected with the organisation and playing of the games of Squash;
- to coordinate, develop, control and promote the game through the development and implementation of state policies and plans which are accepted by government, members and the community; and
- to encourage, promote, regulate and to increase community-based participation in squash.

According to the BSSSC Constitution, the main objectives are:

- to promote and encourage the game of squash and to increase community participation in squash and the club;
- to promote good fellowship, sporting behaviours and citizenship amongst payers and their families, according to the Clubs Code of Conduct;
- to provide amenities for members of the Club and their guests; and
- to afford to members and their guests all usual privileges, advantages, conveniences and accommodation of a squash and recreational club.

The initial lease between the two entities confirms that BSSSC will run the Centre from 1 July 2022 to 20 December 2022. The new commercial lease is effective 1 January 2023 until 31 March 2024.

The ownership/operational relationships applicable to the property are as follows:



In accordance with Section 1.4(a)(ii) of the *Local Government Act 1995*, as the lease is between the DLGSCI and WAS, it is deemed that WAS is the owner.

Report

WAS have provided documentation requesting rate exemption under section 6.26(2)(a)(i) of the *Local Government Act 1995*. Due to the nature of this exemption, leases and Constitutions have been supplied by both entities. The following supporting documentation has been supplied:

- WAS have completed the Rates and Charitable Land Use Exemption Application booklet. (This document was created jointly by the WA Rates Officers Association and the Western Australian Local Government Association to ensure consistency with exemption requests)
- Current lease between DLGSCI and WAS showing a peppercorn lease effective from 21 July 2022 for a period of 5 years with a further consecutive term of five years commencing on 1 July 2027

- Current lease between WAS and BSSSC with a term commencing on 1 January 2023 and ending 31 March 2024. If the tenant remains, a new tenancy from month to month will be created between the Lessor and the Tenant.
- WAS Certificate of Incorporation
- Statutory Declaration confirming the use of the property
- WAS Constitution
- BSSSC Constitution
- WAS Notice of Endorsement for Not-for-Profit Entity with the Australian Taxation Office
- Copy of the Certificate of registration under the Australian Charities and Not-for-profits Commission (ACNC)

In order to assess the property's eligibility for exemption, the supporting documentation was assessed against the relevant sections of legislation.

To be eligible for a rates exemption in accordance with Section 6.26(2)(a)(i) of the *Local Government Act 1995*, the property needs to be used or held for a public purpose. In the case of *Swan Yacht Club Inc -v- Town of East Fremantle* [2005] WASCA 99 para 39 it was mentioned that the right to sub-lease to businesses deriving profit undermines the public nature of the purpose.

The use of this land is as a squash club, which by its constitution confines use of the subject land to members, meaning that members of the public are excluded. Furthermore, WAS and BSSSC entered into a commercial lease agreement on 1 January 2023, in which profit sharing is included.

In this instance, as the property does not meet the requirement to be held for a public purpose, it is not eligible for a rates exemption in accordance with Section 6.26(2)(a)(i) of the *Local Government Act 1995*. As the Crown land is occupied by the club as an owner, the exclusions listed under S6.26(2) do not apply and the property is rateable.

Financial implications

The property is currently rated as Commercial with a Gross Rental Valuation (GRV) of \$48,720. If the property was deemed to be exempt, as the lease is effective from 21 July 2022, the loss of revenue for 2022-2023 would equate to \$3,349.68.

The Emergency Services Levy is still applicable to the property and is required to be paid in full and the payment forwarded to the Department of Fire and Emergency Services as per the current legislative requirements.

Environmental implications

There are no environmental implications associated with this report.

Social implications

Not applicable in this instance.

Attachment details

Attachment No and title
Nil

12.8 Statutory Compliance Audit Return 2022

Voting Requirement	:	Simple Majority
Subject Index	:	39/005 Statutory Compliance Return
Location/Property Index	:	N/A
Application Index	:	N/A
Disclosure of any Interest	:	Nil.
Previous Items	:	14 February 2022 SC(AR) Item 11.1 March 2022 Item 12.4 OCM
Applicant	:	N/A
Owner	:	N/A
Responsible Division	:	Corporate and Governance

Council role

Executive The substantial direction setting and oversight role of the Council eg adopting plans and reports, accepting tenders, directing operations, setting and amending budgets.

Purpose of report

To provide Council with the outcomes of the Statutory Compliance Audit Return (CAR) for the period 1 January 2022 to 31 December 2022 as provided for in Attachment 12.8.1.

Summary and key issues

It is a requirement of the *Local Government Act 1995* that all local governments carry out an audit of compliance in the prescribed manner and form approved by the Minister for Local Government. The Department of Local Government, Sport and Cultural Industries (the Department) provided a set of questions via email in January 2023.

The 2022 audit questions focus on key areas of potential non-compliance as in previous years. The City of Belmont's 2022 compliance score is 99%. This is the same as in 2021.

Committee Recommendation

That Council:

1. Receive and adopt the 2022 Compliance Audit Return responses as provided in Attachment 12.8.1.
2. Authorise the Mayor and Chief Executive Officer to complete the Joint Certification of the 2022 Compliance Audit Return.
3. Direct the Chief Executive Officer to submit the certified 2022 Compliance Audit Return and a copy of the minutes relative to this report to the Department of Local Government, Sport and Cultural Industries by 31 March 2023 in accordance with the *Local Government (Audit) Regulations 1996*.

Committee Recommendation adopted en bloc by Absolute Majority - Refer to Resolution appearing at Item 12.

Location

Not applicable.

Consultation

There has been no specific consultation undertaken in respect to this matter.

Strategic Community Plan implications

In accordance with the 2020 – 2040 Strategic Community Plan:

Goal 5: Responsible Belmont

Strategy: 5.6 Deliver effective, fair and transparent leadership and decision-making, reflective of community needs and aspirations

Policy implications

There are no policy implications associated with this report.

Statutory environment

Regulation 14 of the *Local Government (Audit) Regulations 1996* requires that a compliance audit for the period 1 January to 31 December is completed each year in a form approved by the Minister for Local Government. Regulation 14 also requires the Standing Committee (Audit and Risk) to review the CAR and present those results to Council. The CAR is then to be adopted by Council and recorded in the minutes.

Regulation 15 of the *Local Government (Audit) Regulations 1996* requires that after the adoption by Council of the CAR, a certified copy (signed by both the Mayor and Chief Executive Officer) of the return, together with a copy of the minutes of the meeting in which the return was adopted and any additional information is required to be submitted to the Executive Director of the Department of Local Government, Sport and Cultural Industries by 31 March 2023.

Background

The compliance audit period is 1 January to 31 December 2022. Once the audit is completed the City is required to:

1. Present the CAR to the Standing Committee (Audit and Risk).
2. Present the CAR to Council.
3. Seek Council's endorsement of the completed CAR.
4. Return the endorsed and certified CAR, along with a copy of the Council Minutes, to the Department by 31 March 2023.

In completing the CAR, the Chief Executive Officer and other designated officers have undertaken:

- an audit of the City's activities, practices and procedures applicable to each section; and
- ensures the requirement is met that the return ensures that an independent, thorough and rigorous process is undertaken.

The audit questions for the 2022 period focused on key areas of potential non-compliance and areas affected by regulatory change.

The City's responses to the 2022 CAR questions are attached at Attachment 11.2.1. Once Council has resolved its satisfaction with the contents of the return, it can be jointly certified by the Mayor and Chief Executive Officer and submitted to the Department.

Results of the CAR are published on the My Council website by the Department.

Report

Following receipt of the CAR questions from the Department by email in January 2023, the City's officers determined responses to questions in the CAR. To further substantiate

responses, the City has opted to provide evidence through citation of items from the City's Council Meeting Minutes and documents registered in the Electronic Document Management System (ECM). Reference is also made to information contained in hard copy files, which includes original copies of Elected Member and designated officer Primary and Annual Returns.

When reading the questions shown in the CAR (refer Attachment 12.8.1) they should be read in conjunction with the relevant extract of the *Local Government Act 1995* (the Act) and / or associated Regulations.

The 2022 Statutory CAR contains 94 questions. This is a decrease of four questions from the 2021 return. A summary of the compliance areas and the City's assessment is as follows:

Compliance Area (Total Questions for Area)	Full Compliance / Not Applicable	Non-Compliance
Commercial Enterprises by Local Government (5)	5	0
Delegation of Power / Duty (13)	13	0
Disclosure of Interest (21)	21	0
Disposal of Property (2)	2	0
Elections (3)	3	0
Finance (7)	7	0
Local Government Employees (5)	5	0
Official Conduct (4)	4	0
Tenders for Providing Goods and Services (22)	21	1
Integrated Planning and Reporting (3)	3	0
Optional Questions (9)	9	0
Total Questions (94)	93	1

The City's 2022 Compliance Score is 99%. The area of non-compliance is in relation to the application of the required time for tenders to be open for submissions. A miscalculation of time occurred in one tender due to a public holiday. This resulted in the tender being open for 13 days instead of the required 14 days in accordance with the regulations. This non-compliance was identified through an internal audit process.

In previous years, the CAR questions have been released online by the Department through the SmartHub portal in a set format. Once all questions have been responded to, a final copy is generated for printing and certification by the Mayor and CEO following Council adoption. The certified copy is then uploaded to SmartHub.

The Department is currently upgrading SmartHub and released the 2022 questions via email. In mid-February, a temporary portal was released by the Department to allow for the submission of the CAR.

The attached response format to the 2022 CAR is in the final form determined by the Department. Following consideration by the Standing Committee (Audit and Risk) and adoption by Council a hard copy will be certified by the Mayor and CEO for submission to the Department through the CAR portal.

The Standing Committee (Audit and Risk) considered the results of the 2022 CAR at the meeting held 27 February 2023 and resolved that the 2022 CAR be presented to Council for endorsement.

Financial implications

There are no financial implications evident at this time.

Environmental implications

There are no environmental implications associated with this report.

Social implications

There are no social implications associated with this report.

Attachment details

Attachment No and title	
1.	Compliance Audit Return 2022 Final [12.8.1 - 14 pages]

Attachment 12.8.1 Compliance Audit Return 2022 Final

Department of Local Government, Sport and Cultural Industries - Compliance Audit Return - Belmont



Belmont – Compliance Audit Return

Commercial Enterprises by Local Governments				
No	Reference	Question	Response	Comments
1	s3.59(2)(a) F&G Regs 7,9,10	Has the local government prepared a business plan for each major trading undertaking that was not exempt in 2022?	N/A	
2	s3.59(2)(b) F&G Regs 7,8A, 8, 10	Has the local government prepared a business plan for each major land transaction that was not exempt in 2022?	N/A	
3	s3.59(2)(c) F&G Regs 7,8A, 8,10	Has the local government prepared a business plan before entering into each land transaction that was preparatory to entry into a major land transaction in 2022?	N/A	
4	s3.59(4)	Has the local government complied with public notice and publishing requirements for each proposal to commence a major trading undertaking or enter into a major land transaction or a land transaction that is preparatory to a major land transaction for 2022?	N/A	
5	s3.59(5)	During 2022, did the council resolve to proceed with each major land transaction or trading undertaking by absolute majority?	N/A	

Delegation of Power/Duty				
No	Reference	Question	Response	Comments
1	s5.16	Were all delegations to committees resolved by absolute majority?	N/A	No Delegations to committees
2	s5.16	Were all delegations to committees in writing?	N/A	No Delegations to committees
3	s5.17	Were all delegations to committees within the limits specified in section 5.17 of the Local Government Act 1995?	N/A	No Delegations to committees
4	s5.18	Were all delegations to committees recorded in a register of delegations?	N/A	No Delegations to committees
5	s5.18	Has council reviewed delegations to its committees in the 2021/2022 financial year?	Yes	OCM 28 June 2022 Item 12.5
6	s5.42(1) & s5.43 Admin Reg 18G	Did the powers and duties delegated to the CEO exclude those listed in section 5.43 of the Local Government Act 1995?	Yes	OCM 28 June 2022 Item 12.5

Attachment 12.8.1 Compliance Audit Return 2022 Final

Department of Local Government, Sport and Cultural Industries - Compliance Audit Return - Belmont



7	s5.42(1)	Were all delegations to the CEO resolved by an absolute majority?	Yes	OCM 28 June 2022 Item 12.5
8	s5.42(2)	Were all delegations to the CEO in writing?	Yes	Refer ECM 11/005 & Delegation Register 2021/2022
9	s5.44(2)	Were all delegations by the CEO to any employee in writing?	Yes	Refer ECM Folder 11/005
10	s5.16(3)(b) & s5.45(1)(b)	Were all decisions by the Council to amend or revoke a delegation made by absolute majority?	Yes	22 Feb 2022 OCM Item 12.10
11	s5.46(1)	Has the CEO kept a register of all delegations made under Division 4 of the Act to the CEO and to employees?	Yes	ECM 11/005
12	s5.46(2)	Were all delegations made under Division 4 of the Act reviewed by the delegator at least once during the 2021/2022 financial year?	Yes	May 2022 & June OCM Item 12.5
13	s5.46(3) Admin Reg 19	Did all persons exercising a delegated power or duty under the Act keep, on all occasions, a written record in accordance with Local Government (Administration) Regulations 1996, regulation 19?	Yes	ECM 11/005

Disclosure of Interest				
No	Reference	Question	Response	Comments
1	s5.67	Where a council member disclosed an interest in a matter and did not have participation approval under sections 5.68 or 5.69 of the Local Government Act 1995, did the council member ensure that they did not remain present to participate in discussion or decision making relating to the matter?	N/A	No instances
2	s5.68(2) & s5.69(5) Admin Reg 21A	Were all decisions regarding participation approval, including the extent of participation allowed and, where relevant, the information required by the Local Government (Administration) Regulations 1996 regulation 21A, recorded in the minutes of the relevant council or committee meeting?	N/A	No instances
3	s5.73	Were disclosures under sections 5.65, 5.70 or 5.71A(3) of the Local Government Act 1995 recorded in the minutes of the meeting at which the disclosures were made?	Yes	IF 1/2/22 Item 4.2 Cr Sekulla Impartiality; IF 8/2/22 Item 4.1 Cr Davis Impartiality; IF 8/3/22 Item 4.2 Cr Rossi Impartiality; Cr Marks Impartiality; Cr Davis Impartiality; Cr Carter Impartiality

Attachment 12.8.1 Compliance Audit Return 2022 Final

Department of Local Government, Sport and Cultural Industries - Compliance Audit Return - Belmont



				<p>ABF 19/4/22 Item 12.2. Cr Rossi Impartiality; Cr Carter Impartiality; Cr Davis Impartiality OCM 26/4/22 Item 12.2 Cr Rossi Impartiality; Cr Carter Impartiality; Cr Davis Impartiality; Cr Marks Impartiality ABF 17/5/22 Item 12.1 Cr Sessions Impartiality OCM 24/5/22 Item 12.1 Cr Sessions Impartiality IF 11/7/22 Cr Sessions Impartiality IF 6/9/22 Item 4.1 Cr Sessions Impartiality IF 13/9/22 Cr Rossi Impartiality ABF 20/9/22 Item 12.2 Cr Sekulla Impartiality OCM 27/9/22 Item 12.2 Cr Sekulla Impartiality ABF 6/12/22 Item 13.2.1 Cr Carter Impartiality OCM 13/12/22 Item 13.2.1 Cr Carter Impartiality Item 14.1 Cr Rossi Impartiality</p> <p>For CEO and Staff Disclosures refer to response for Q15 for details.</p>
4	s5.75 Admin Reg 22, Form 2	Was a primary return in the prescribed form lodged by all relevant persons within three months of their start day?	Yes	ECM Folder 163/001 Individual Files and Register maintained in Compliance Area
5	s5.76 Admin Reg 23, Form 3	Was an annual return in the prescribed form lodged by all relevant persons by 31 August 2022?	Yes	ECM Folder 163/001 Individual Files and Register maintained in Compliance Area

Attachment 12.8.1 Compliance Audit Return 2022 Final

Department of Local Government, Sport and Cultural Industries - Compliance Audit Return - Belmont



6	s5.77	On receipt of a primary or annual return, did the CEO, or the mayor/president, give written acknowledgment of having received the return?	Yes	Refer ECM Folder 163/001
7	s5.88(1) & (2)(a)	Did the CEO keep a register of financial interests which contained the returns lodged under sections 5.75 and 5.76 of the Local Government Act 1995?	Yes	ECM Folder 163/001 Individual Files and Register maintained in Compliance Area
8	s5.88(1) & (2)(b) Admin Reg 28	Did the CEO keep a register of financial interests which contained a record of disclosures made under sections 5.65, 5.70, 5.71 and 5.71A of the Local Government Act 1995, in the form prescribed in the Local Government (Administration) Regulations 1996, regulation 28?	Yes	DSID 5044047 Refer City of Belmont Website Public notices and registers
9	s5.88(3)	When a person ceased to be a person required to lodge a return under sections 5.75 and 5.76 of the Local Government Act 1995, did the CEO remove from the register all returns relating to that person?	Yes	All returns that have been removed are retained in accordance with the General Disposal Authority for Local Government. Electronic Versions are moved to ECM folder 163/002 Expired Disclosures
10	s5.88(4)	Have all returns removed from the register in accordance with section 5.88(3) of the Local Government Act 1995 been kept for a period of at least five years after the person who lodged the return(s) ceased to be a person required to lodge a return?	Yes	All returns that have been removed are retained in accordance with the General Disposal Authority for Local Government. (7yrs disposal) Electronic Versions are moved to ECM folder 163/002 Expired Disclosures
11	s5.89A(1), (2) & (3) Admin Reg 28A	Did the CEO keep a register of gifts which contained a record of disclosures made under sections 5.87A and 5.87B of the Local Government Act 1995, in the form prescribed in the Local Government (Administration) Regulations 1996, regulation 28A?	Yes	DSID 4937126 No disclosures exceeding threshold made.
12	s5.89A(5) & (5A)	Did the CEO publish an up-to-date version of the gift register on the local government's website?	Yes	DSID 4937126
13	s5.89A(6)	When people cease to be a person who is required to make a disclosure under section 5.87A or 5.87B of the Local Government Act 1995, did the CEO remove from the register all records relating to those people?	Yes	Register is checked bimonthly with former employee records being removed and forwarded to Records for disposal
14	s5.89A(7)	Have copies of all records removed from the register under section 5.89A(6) Local Government Act 1995 been kept for a period of at least five years after the person ceases to be a person required to make a disclosure?	Yes	ECM Folder 163/004 Expired Gift and Hospitality Disclosures
15	s5.70(2) & (3)	Where an employee had an interest in any matter in respect of which the employee provided advice or a report directly to council or a committee, did that person disclose the nature and extent of that interest when giving the advice or report?	Yes	Executive Committee 11/4/2022 Item 11.1 Chief Executive Officer (Mr John Christie) Impartiality; Manager People & Culture (Ms Clare Bridges) Impartiality

Attachment 12.8.1 Compliance Audit Return 2022 Final

Department of Local Government, Sport and Cultural Industries - Compliance Audit Return - Belmont



			<p>Item 11.2 Manager People & Culture (Ms Clare Bridges) Impartiality; Chief Executive Officer (Mr John Christie) Financial Executive Committee 11/7/2022</p> <p>Item 11.1 Chief Executive Officer (Mr John Christie) Impartiality IF 1/2/2022</p> <p>Item 4.2 Chief Executive Officer (Mr John Christie) Impartiality; Director Development and Communities (Ms Juliette Gillan) Impartiality; Director Infrastructure Services (Ms Melanie Reid) Impartiality ABF 15/2/2022</p> <p>Item 12.9 Chief Executive Officer (Mr John Christie) Impartiality; Director Development and Communities (Ms Juliette Gillan) Impartiality; Director Infrastructure Services (Ms Melanie Reid) Impartiality OCM 22/2/22</p> <p>Item 12.9 Chief Executive Officer (Mr John Christie) Impartiality ABF 17/5/2022</p> <p>Item 14.1 Manager People and Culture (Ms Clare Bridges) Impartiality & Chief Executive Officer (Mr John Christie) Impartiality; Item 14.2 Chief Executive Officer (Mr John Christie) Financial OCM 24/5/22</p> <p>Item 14.1 Chief Executive Officer (Mr John Christie) Impartiality</p> <p>Item 14.2 Chief Executive Officer (Mr John Christie) Financial ABF 16/8/2022</p> <p>Item 11.1 Chief Executive Officer (Mr John Christie) Impartiality</p>
--	--	--	--

Attachment 12.8.1 Compliance Audit Return 2022 Final

Department of Local Government, Sport and Cultural Industries - Compliance Audit Return - Belmont



				OCM 23/8/2022 Item 11.1 Chief Executive Officer (Mr John Christie) Impartiality
16	s5.71A & s5.71B(5)	Where council applied to the Minister to allow the CEO to provide advice or a report to which a disclosure under section 5.71A(1) of the Local Government Act 1995 relates, did the application include details of the nature of the interest disclosed and any other information required by the Minister for the purposes of the application?	N/A	No instances occurred.
17	s5.71B(6) & s5.71B(7)	Was any decision made by the Minister under section 5.71B(6) of the Local Government Act 1995, recorded in the minutes of the council meeting at which the decision was considered?	N/A	No instances occurred.
18	s5.104(1)	Did the local government prepare and adopt, by absolute majority, a code of conduct to be observed by council members, committee members and candidates within 3 months of the prescribed model code of conduct coming into operation (3 February 2021)?	Yes	Adopted OCM 27/4/21 Item 12.5
19	s5.104(3) & (4)	Did the local government adopt additional requirements in addition to the model code of conduct? If yes, does it comply with section 5.104(3) and (4) of the Local Government Act 1995?	Yes	Adopted OCM 27/4/21 Item 12.5
20	s5.104(7)	Has the CEO published an up-to-date version of the code of conduct for council members, committee members and candidates on the local government's website?	Yes	https://www.belmont.wa.gov.au/about-us/our-council/governance/code-of-conduct
21	s5.51A(1) & (3)	Has the CEO prepared and implemented a code of conduct to be observed by employee of the local government? If yes, has the CEO published an up-to-date version of the code of conduct for employees on the local government's website?	Yes	https://www.belmont.wa.gov.au/about-us/our-council/governance/code-of-conduct

Disposal of Property				
No	Reference	Question	Response	Comments
1	s3.58(3)	Where the local government disposed of property other than by public auction or tender, did it dispose of the property in accordance with section 3.58(3) of the Local Government Act 1995 (unless section 3.58(5) applies)?	N/A	No property disposed of that would fall under this section of the Act

Attachment 12.8.1 Compliance Audit Return 2022 Final

Department of Local Government, Sport and Cultural Industries - Compliance Audit Return - Belmont



2	s3.58(4)	Where the local government disposed of property under section 3.58(3) of the Local Government Act 1995, did it provide details, as prescribed by section 3.58(4) of the Act, in the required local public notice for each disposal of property?	N/A	No property disposed of that would fall under this section of the Act
----------	----------	---	-----	---

Elections				
No	Reference	Question	Response	Comments
1	Elect Regs 30G(1) & (2)	Did the CEO establish and maintain an electoral gift register and ensure that all disclosure of gifts forms completed by candidates and donors and received by the CEO were placed on the electoral gift register at the time of receipt by the CEO and in a manner that clearly identifies and distinguishes the forms relating to each candidate in accordance with regulations 30G(1) and 30G(2) of the Local Government (Elections) Regulations 1997?	N/A	No elections
2	Elect Regs 30G(3) & (4)	Did the CEO remove any disclosure of gifts forms relating to an unsuccessful candidate, or a successful candidate that completed their term of office, from the electoral gift register, and retain those forms separately for a period of at least two years in accordance with regulation 30G(4) of the Local Government (Elections) Regulations 1997?	N/A	No elections
3	Elect Regs 30G(5) & (6)	Did the CEO publish an up-to-date version of the electoral gift register on the local government's official website in accordance with regulation 30G(5) of the Local Government (Elections) Regulations 1997?	N/A	No elections

Finance				
No	Reference	Question	Response	Comments

Attachment 12.8.1 Compliance Audit Return 2022 Final

Department of Local Government, Sport and Cultural Industries - Compliance Audit Return - Belmont



1	s7.1A	Has the local government established an audit committee and appointed members by absolute majority in accordance with section 7.1A of the Local Government Act 1995?	Yes	Special OCM 18/10/2021 Special SC(AR) 18/10/2021
2	s7.1B	Where the council delegated to its audit committee any powers or duties under Part 7 of the Local Government Act 1995, did it do so by absolute majority?	N/A	No delegations to committees
3	s7.9(1)	Was the auditor's report for the financial year ended 30 June 2022 received by the local government by 31 December 2022?	Yes	Signed audit report was received by the City from OAG on the 16/12/2022 following SC (AR) 14/12/2022 - consideration and resolution to recommend to Council in Annual Report Item 11.1.
4	s7.12A(3)	Where the local government determined that matters raised in the auditor's report prepared under section 7.9(1) of the Local Government Act 1995 required action to be taken, did the local government ensure that appropriate action was undertaken in respect of those matters?	Yes	SC(AR) Item 11.1 actions plan considered and recommended to Council. For adoption at Special Council Meeting 8/2/23
5	s7.12A(4)(a) & (4)(b)	Where matters identified as significant were reported in the auditor's report, did the local government prepare a report that stated what action the local government had taken or intended to take with respect to each of those matters? Was a copy of the report given to the Minister within three months of the audit report being received by the local government?	Yes	For 2021/22 Audit: Action plan for significant audit finding was endorsed SC(AR) 14/12/2022 Item 11.1 TO BE ENDORSED BY COUNCIL FEB OCM. Letter to be sent following council resolution For 2020/2021 Audit: Audit finalisation delayed by OAG. Report received 3/2/2022. Considered SC(AR)14/2/22 Letter to Minister – SC(AR) March 2022 Endorsed by Council April OCM Item 14.1 Letter sent to Minister 9/5/2022 DSID 5305765/5490021 Acknowledgement dated 12/5/22 from Department received 23/5/2022 DSID 5314539
6	s7.12A(5)	Within 14 days after the local government gave a report to the Minister under section 7.12A(4)(b) of the Local Government Act 1995, did the CEO publish a copy of the report on the local government's official website?	Yes	Published on website 9/5/2022

Attachment 12.8.1 Compliance Audit Return 2022 Final

Department of Local Government, Sport and Cultural Industries - Compliance Audit Return - Belmont



7	Audit Reg 10(1)	Was the auditor's report for the financial year ending 30 June 2022 received by the local government within 30 days of completion of the audit?	Yes	Audit report was received by the City on the 16/12/2022, following the audit committee on the 14/12/2022. Item for OCM February 2023.
----------	-----------------	---	-----	---

Local Government Employees				
No	Reference	Question	Response	Comments
1	s5.36(4) & s5.37(3) Admin Reg 18A	Were all CEO and/or senior employee vacancies advertised in accordance with Local Government (Administration) Regulations 1996, regulation 18A?	N/A	No CEO vacancies advertised. City does not have senior employees as defined in LG Act
2	Admin Reg 18E	Was all information provided in applications for the position of CEO true and accurate?	N/A	No CEO recruitment.
3	Admin Reg 18F	Was the remuneration and other benefits paid to a CEO on appointment the same remuneration and benefits advertised for the position under section 5.36(4) of the Local Government Act 1995?	N/A	No CEO recruitment.
4	s5.37(2)	Did the CEO inform council of each proposal to employ or dismiss senior employee?	N/A	City does not have senior employees as defined in LG Act
5	s5.37(2)	Where council rejected a CEO's recommendation to employ or dismiss a senior employee, did it inform the CEO of the reasons for doing so?	N/A	City does not have senior employees as defined in LG Act

Official Conduct				
No	Reference	Question	Response	Comments
1	s5.120	Has the local government designated an employee to be its complaints officer?	Yes	Director Corporate and Governance is the City's Complaints Officer contained in Delegation Register as CEO direct delegation.
2	s5.121(1) & (2)	Has the complaints officer for the local government maintained a register of complaints which records all complaints that resulted in a finding under section 5.110(2)(a) of the Local Government Act 1995?	Yes	DSID 4773290 Refer to https://www.belmont.wa.gov.au/about-

Attachment 12.8.1 Compliance Audit Return 2022 Final

Department of Local Government, Sport and Cultural Industries - Compliance Audit Return - Belmont



				us/our-council/public-notices-and-registers/public-registers
3	S5.121(2)	Does the complaints register include all information required by section 5.121(2) of the Local Government Act 1995?	Yes	
4	s5.121(3)	Has the CEO published an up-to-date version of the register of the complaints on the local government's official website?	Yes	Refer to https://www.belmont.wa.gov.au/about-us/our-council/public-notices-and-registers/public-registers

Tenders for Providing Goods and Services				
No	Reference	Question	Response	Comments
1	F&G Reg 11A(1) & (3)	Did the local government comply with its current purchasing policy, adopted under the Local Government (Functions and General) Regulations 1996, regulations 11A(1) and (3) in relation to the supply of goods or services where the consideration under the contract was, or was expected to be, \$250,000 or less or worth \$250,000 or less?	Yes	
2	s3.57 F&G Reg 11	Subject to Local Government (Functions and General) Regulations 1996, regulation 11(2), did the local government invite tenders for all contracts for the supply of goods or services where the consideration under the contract was, or was expected to be, worth more than the consideration stated in regulation 11(1) of the Regulations?	Yes	See ECM folder 114/2022
3	F&G Regs 11(1), 12(2), 13, & 14(1), (3), and (4)	When regulations 11(1), 12(2) or 13 of the Local Government Functions and General) Regulations 1996, required tenders to be publicly invited, did the local government invite tenders via Statewide public notice in accordance with Regulation 14(3) and (4)?	Yes	See tender register ECM Doc Set ID 5218125
4	F&G Reg 12	Did the local government comply with Local Government (Functions and General) Regulations 1996, Regulation 12 when deciding to enter into multiple contracts rather than a single contract?	N/A	

Attachment 12.8.1 Compliance Audit Return 2022 Final

Department of Local Government, Sport and Cultural Industries - Compliance Audit Return - Belmont



5	F&G Reg 14(5)	If the local government sought to vary the information supplied to tenderers, was every reasonable step taken to give each person who sought copies of the tender documents, or each acceptable tenderer notice of the variation?	Yes	Addenda uploaded to eTendering portal ECM Doc Set ID # 5330366, 5476561, 5476562
6	F&G Regs 15 & 16	Did the local government's procedure for receiving and opening tenders comply with the requirements of Local Government (Functions and General) Regulations 1996, Regulation 15 and 16?	No	One tender (no. 01/2022) was closed in 13 days rather than 14 as per Reg 15 due to miscalculation relating to public holiday ECM Doc Set ID 5214690
7	F&G Reg 17	Did the information recorded in the local government's tender register comply with the requirements of the Local Government (Functions and General) Regulations 1996, Regulation 17 and did the CEO make the tenders register available for public inspection and publish it on the local government's official website?	Yes	Tenders City of Belmont
8	F&G Reg 18(1)	Did the local government reject any tenders that were not submitted at the place, and within the time, specified in the invitation to tender?	N/A	
9	F&G Reg 18(4)	Were all tenders that were not rejected assessed by the local government via a written evaluation of the extent to which each tender satisfies the criteria for deciding which tender to accept?	Yes	ECM Doc Set ID # 5269429, 5330379, 5436589
10	F&G Reg 19	Did the CEO give each tenderer written notice containing particulars of the successful tender or advising that no tender was accepted?	Yes	Successful letters: ECM Doc Set ID # 5257017, 5317002, 5436498 Unsuccessful letters: ECM Doc Set ID # 5257011, 5317522, 5317527, 5317530, 5317534, 5436495
11	F&G Regs 21 & 22	Did the local government's advertising and expression of interest processes comply with the requirements of the Local Government (Functions and General) Regulations 1996, Regulations 21 and 22?	Yes	ECM Doc Set ID # 5336094
12	F&G Reg 23(1) & (2)	Did the local government reject any expressions of interest that were not submitted at the place, and within the time, specified in the notice or that failed to comply with any other requirement specified in the notice?	N/A	
13	F&G Reg 23(3) & (4)	Were all expressions of interest that were not rejected under the Local Government (Functions and General) Regulations 1996, Regulation 23(1) & (2) assessed by the local government? Did the CEO list each person as an acceptable tenderer?	Yes	ECM Doc Set ID # 5379706, 5368985

Attachment 12.8.1 Compliance Audit Return 2022 Final

Department of Local Government, Sport and Cultural Industries - Compliance Audit Return - Belmont



14	F&G Reg 24	Did the CEO give each person who submitted an expression of interest a notice in writing of the outcome in accordance with Local Government (Functions and General) Regulations 1996, Regulation 24?	Yes	ECM Doc Set ID # 5377870, 5377858
15	F&G Regs 24AD(2) & (4) and 24AE	Did the local government invite applicants for a panel of pre-qualified suppliers via Statewide public notice in accordance with Local Government (Functions & General) Regulations 1996 regulations 24AD(4) and 24AE?	N/A	
16	F&G Reg 24AD(6)	If the local government sought to vary the information supplied to the panel, was every reasonable step taken to give each person who sought detailed information about the proposed panel or each person who submitted an application notice of the variation?	N/A	
17	F&G Reg 24AF	Did the local government's procedure for receiving and opening applications to join a panel of pre-qualified suppliers comply with the requirements of Local Government (Functions and General) Regulations 1996, Regulation 16, as if the reference in that regulation to a tender were a reference to a pre-qualified supplier panel application?	N/A	
18	F&G Reg 24AG	Did the information recorded in the local government's tender register about panels of pre-qualified suppliers comply with the requirements of Local Government (Functions and General) Regulations 1996, Regulation 24AG?	N/A	
19	F&G Reg 24AH(1)	Did the local government reject any applications to join a panel of pre-qualified suppliers that were not submitted at the place, and within the time, specified in the invitation for applications?	N/A	
20	F&G Reg 24AH(3)	Were all applications that were not rejected assessed by the local government via a written evaluation of the extent to which each application satisfies the criteria for deciding which application to accept?	N/A	
21	F&G Reg 24AI	Did the CEO send each applicant written notice advising them of the outcome of their application?	N/A	
22	F&G Regs 24E & 24F	Where the local government gave regional price preference, did the local government comply with the requirements of Local Government (Functions and General) Regulations 1996, Regulation 24E and 24F?	N/A	

Attachment 12.8.1 Compliance Audit Return 2022 Final

Department of Local Government, Sport and Cultural Industries - Compliance Audit Return - Belmont



Integrated Planning and Reporting				
No	Reference	Question	Response	Comments
1	Admin Reg 19C	Has the local government adopted by absolute majority a strategic community plan? If Yes, please provide the adoption date or the date of the most recent review in the Comments section?	Yes	28/06/2022 OCM 28/6/2022 Item 12.4
2	Admin Reg 19DA(1) & (4)	Has the local government adopted by absolute majority a corporate business plan? If Yes, please provide the adoption date or the date of the most recent review in the Comments section?	Yes	28/06/2022 OCM 28/6/22 Item 12.3
3	Admin Reg 19DA(2) & (3)	Does the corporate business plan comply with the requirements of Local Government (Administration) Regulations 1996 19DA(2) & (3)?	Yes	

Optional Questions				
No	Reference	Question	Response	Comments
1	Financial Management Reg 5(2)(c)	Did the CEO review the appropriateness and effectiveness of the local government's financial management systems and procedures in accordance with the Local Government (Financial Management) Regulations 1996 regulations 5(2)(c) within the three financial years prior to 31 December 2022? If yes, please provide the date of council's resolution to accept the report.	Yes	28/06/2022 Reg 7 and Reg 15 audit was completed in May 2022 by Paxon Group. SC(AR) 30 May 2022 Item 11.1 OCM 28 June 2022 Item 12.6
2	Audit Reg 17	Did the CEO review the appropriateness and effectiveness of the local government's systems and procedures in relation to risk management, internal control and legislative compliance in accordance with Local Government (Audit) Regulations 1996 regulation 17 within the three financial years prior to 31 December 2022? If yes, please provide date of council's resolution to accept the report.	Yes	28/06/2022 Reg 7 and Reg 15 audit was completed in May 2022 by Paxon Group SC(AR) 30 May 2022 Item 11.1 OCM 28 June 2022 Item 12.6
3	s5.87C	Where a disclosure was made under sections 5.87A or 5.87B of the Local Government Act 1995, were the disclosures made within 10 days after receipt	N/A	No disclosures above threshold made. Discretionary disclosures below threshold contained information

Attachment 12.8.1 Compliance Audit Return 2022 Final

Department of Local Government, Sport and Cultural Industries - Compliance Audit Return - Belmont



		of the gift? Did the disclosure include the information required by section 5.87C of the Act?		
4	s5.90A(2) & (5)	Did the local government prepare, adopt by absolute majority and publish an up-to-date version on the local government's website, a policy dealing with the attendance of council members and the CEO at events?	Yes	OCM 24/5/2022 Item 12.7 Policies and Standards Page on Website
5	s5.96A(1), (2), (3) & (4)	Did the CEO publish information on the local government's website in accordance with sections 5.96A(1), (2), (3), and (4) of the Local Government Act 1995?	Yes	
6	s5.128(1)	Did the local government prepare and adopt (by absolute majority) a policy in relation to the continuing professional development of council members?	Yes	OCM 24/5/2022 Item 12.7 Policies and Standards Page on Website
7	s5.127	Did the local government prepare a report on the training completed by council members in the 2021/2022 financial year and publish it on the local government's official website by 31 July 2022?	Yes	DSID 4773154
8	s6.4(3)	By 30 September 2022, did the local government submit to its auditor the balanced accounts and annual financial report for the year ending 30 June 2022?	Yes	Financial Statements were sent to OAG on 30/9/2022. OAG acknowledge receipt on this date in final audit transmittal letter 16/12/2022 ECM 5467356
9	s.6.2(3)	When adopting the annual budget, did the local government take into account all its expenditure, revenue and income?	Yes	All material, expenditure, revenue and income items were accounted for.

Chief Executive Officer

Date

Mayor/President

Date

12.9 Council Policy - Complaints Management

Voting Requirement	:	Simple Majority
Subject Index	:	24/001 Service Complaints
Location/Property Index	:	N/A
Application Index	:	N/A
Disclosure of any Interest	:	Nil
Previous Items	:	Nil
Applicant	:	N/A
Owner	:	N/A
Responsible Division	:	Corporate and Governance

Council role

Legislative Includes adopting local laws, local planning schemes and policies.

Purpose of report

For Council to endorse the revised Customer Complaints Management Policy (Attachment 12.9.3).

Summary and key issues

The Customer Complaints Management Policy has been drafted to provide guidance to Elected Members, employees and contractors on the management of customer complaints and dealing with unreasonable complainant conduct.

The Policy has been drafted to be consistent with guidelines issued by the Ombudsman Western Australia.

8.04pm The Manager People and Culture arrived at the meeting.

Officer Recommendation

That Council endorse the revised Customer Complaints Management Policy (Attachment 12.9.3).

Note:

Cr Wolff put forward the following Alternative Motion.

Alternative Councillor Motion

Wolff moved, Sessions seconded

That Council endorse the amended Customer Complaints Management Policy (Attachment 12.9.2) including that the policy will be reviewed after 12 months and the following points be added into the policy:

1. The CEO will inform Council of any customer who a decision has been made to have shown UCC, under which category they were deemed to have shown UCC, and of any restrictions of access to the City, or services provided by the City, to the customer subject to any legislative constraints.
2. All customers are permitted to attend public meetings of Council subject to determinations made by the Presiding Member and applicable Standing Orders or other legislative constraints.
3. The City may limit access to its services or to the City itself for a customer deemed to have shown UCC, dependent on the degree of UCC. However, the City will not totally withdraw access to its services or to the City itself, except where the misconduct of the customer involves physical or verbal abuse.
4. Limited access has the meaning:
 - a. The Officers the customer may have contact with;
 - b. The type of matter or issue the customer can raise;
 - c. The appointed times a customer can make contact;
 - d. The location where a customer may have contact; and
 - e. The method in which the contact may take place.

Carried Unanimously 7 votes to 0

Reason

- Point 1: This is the Council's policy, and it is essential that the Council be able to monitor its effects and ensure that policy is working as intended. Hence feedback is essential.
- Point 2: There is nothing in the LG Act that restricts a person from attending a meeting, however, as the policy will affect members of the public, this is included for clarity and emphasis.
- Point 3: This is to make clearer that all customers should be able to access some services and should be able to make contact with the City in some form (except for serious misconduct such as physical or verbal abuse). It is also in line with Section 3.7 of the Ombudsman WA's "Serving Parliament – Serving Western Australians".
- Point 4: To further clarify what "limited" means. This is also in line with Section 3.7 of the Ombudsman WA's "Serving Parliament – Serving Western Australians".
- The review requirement is proposed as this is a new policy, it may need some adjustment after trialling it.

Location

Not applicable.

Consultation

Policies at other local governments have been reviewed during the drafting of the Customer Complaints Management Policy. Ombudsman Western Australia guidelines for dealing with customer complaints have also been considered.

Strategic Community Plan implications

In accordance with the 2020 – 2040 Strategic Community Plan:

Goal 5: Responsible Belmont

Strategy: 5.6 Deliver effective, fair and transparent leadership and decision-making, reflective of community needs and aspirations

Policy implications

The City of Belmont Council Policy Manual will be updated to include the Customer Complaints Management Policy. Training will be completed for relevant employees and associated internal documentation will be amended to reflect the new policy.

Statutory environment

Work Health and Safety Act 2020 (WA)

Background

A high-level review of all City of Belmont policies identified the need for a policy that deals with customer complaints. This will ensure consistency and a set of rules and procedures which are clear to complainants, and provide guidance and protection to Elected Members, employees and contractors.

At the 28 February 2023 Ordinary Council Meeting, this Policy was the subject of a Procedural Motion to refer it back to an Information Forum for further discussion and to seek legal advice on the proposed policy.

Legal advice was sought (refer Confidential Attachment 12.9.1), and the proposed policy was discussed at the Information Forum held on 14 March 2023.

Report

The Customer Complaints Management Policy has been drafted to provide guidance to Elected Members, employees and contractors on the management of customer complaints and dealing with unreasonable customer conduct. The implementation of the policy is necessary for the following reasons;

1. Instances of unreasonable customer conduct have increased and there is a requirement for a formal and consistent approach by Officers when dealing with customer complaints and unreasonable customer conduct. The policy provides a framework for ensuring complaints are dealt with in a consistent and timely manner;
2. When a complaint is made to Ombudsman Western Australia, the manner in which the originating complaint has been dealt with is reviewed. The policy provides a framework for ensuring complaints are dealt with in a manner consistent with expectations Ombudsman Western Australia guidelines; and
3. Under the new *Work Health and Safety Act 2020 (WA)*, psychosocial hazards must be managed in the workplace. Inappropriate and unreasonable behaviour is an identified psychosocial risk factor and includes dealing with complaints and unreasonable customer conduct. Recommended risk controls include having policies and procedures for managing complaints and the Customer Complaints Management Policy is a necessary element of the City's risk mitigation framework.

The Customer Complaints Management Policy will also provide information to customers on how their complaints will be managed.

Following the legal advice sought, amendments have been made to the proposed policy (refer Attachment 12.9.2 (track changes) and Attachment 12.9.3 (clean version)) for Council's consideration.

Financial implications

There are no financial implications evident at this time.

Environmental implications

There are no environmental implications associated with this report.

Social implications

There are no social implications associated with this report.

Attachment details

Attachment No and title	
1.	CONFIDENTIAL REDACTED - Legal advice Mc Leods (Confidential Matter in accordance with Local Government Act 1995 section (5.23(2)(d)) [12.9.1 - 5 pages]
2.	Draft Customer Complaints Management Policy marked up [12.9.2 - 6 pages]
3.	Customer Complaints Management Policy Clean Copy [12.9.3 - 6 pages]

Customer Complaints Management Policy

Policy Objective

To establish the City of Belmont's position and approach to be taken in resolving customer complaints.

Policy Statement

The City of Belmont (the City) is committed to managing complaints in a manner that is unbiased and consistent with Australian Standard Guidelines and the WA Ombudsman.

The City of Belmont recognises the right of customers to complain when dissatisfied with the service provided and undertakes to resolve these complaints in an accountable, transparent, and timely manner.

Policy Scope

This policy applies to all Elected Members, employees and contractors engaged to provide services to the City or on behalf of the City.

The Australian Standard for Complaints Management (ISO 10002:2014) defines a complaint as any *"expression of dissatisfaction made to or about an organisation, related to its products, services, staff or the handling of a complaint, where a response or resolution is explicitly or implicitly expected or legally required"*.

For the purposes of this policy, the following are NOT classified as a complaint;

- Employment related complaints made by City employees;
- Feedback obtained during stakeholder and community engagement processes;
- Enquiries and requests for specific information;
- A request for service or action by the City (unless there was inaction or an unsatisfactory response to the initial request for service);
- Matters currently being dealt with or previously dealt with by a court, tribunal or external complaints agency;
- The lodging of an appeal or objection in accordance with a statutory or regulatory function;
- Reports concerning neighbours or neighbouring property;
- Complaints about individual Elected Members*;
- Petitions; and
- Issues over 12 months old.

* Complaints about Elected Members and related processes are captured in the [adopted Code of Conduct for Council Members, Committee Members and Candidates](#) ~~[Local Government Act 1995 \(the Act\) – Division 9](#)~~ and Council Policy *Complaint Investigation – Behaviour Complaints*

Policy Detail

1. Making a complaint

General guidelines for the lodgement and management of complaints will be published on the City's website.

Sufficient relevant information must be provided to the City in order for the complaint to be investigated and responded to in an appropriate and timely manner.

2. Timeliness

All complaints received will be acknowledged within five normal working days.

Complainants will be notified if their complaint cannot be resolved within the prescribed timeframes of the City's *Customer Complaint Management Procedure*. Complainants will be advised of the reasons for any delay and expected timeframe for resolution.

3. Risk

Risk factors associated with each complaint will be considered when managing complaints. Priority will be given to complaints with high risk factors which include but are not limited to;

- a) Public safety;
- b) Seriousness of the complaint;
- c) Frequency of occurrence; and
- d) Need for immediate attention.

4. Confidentiality

Complainants have the right to expect that their privacy will be respected when making a complaint or having a complaint investigated. Personal information related to any complaint will be kept confidential ~~in accordance with the [Freedom of Information Act 1992](#)~~ and

The City will only disclose complainant information to third parties as follows:

- a) With the consent of the complainant, expressed or implied;
- b) As required by law; or

- c) In order to complete the purpose or function for the which the information was provided.

5. **Anonymous complaints**

The City will investigate or action anonymous complaints where reasonable and sufficient information is provided and which, in the opinion of the City, represent:

- A breach of statutory provisions;
- A breach of an approval, licence or permit;
- A matter for which the City is obligated to act as prescribed in the *Local Government Act 1995*, *Corruption, Crime and Misconduct Act 2003*, *Public Interest Disclosure Act 2003* or any other written law; or
- A matter which could constitute a risk to the public health and safety of persons, animals or the environment.

6. **Request for internal review**

Where a Complainant is not satisfied with how a complaint is resolved in the first instance, they can request an internal review. The review will be undertaken by the relevant Manager or Director.

7. **External review**

Where a Complainant is not satisfied with the outcome of the City's processes, the Complainant ~~can~~ may be able to escalate the matter to one of the following agencies for external review:

- WA Ombudsman;
- WorkSafe WA;
- Department of Local Government, Sport & Cultural Industries; or
- Public Sector Commission.

The City will cooperate with these external agencies to assist with their processes.

8. Unreasonable ~~complainant~~customer conduct

Unreasonable ~~complainant~~customer conduct (UCC) is any behaviour by a ~~current or former complainant~~customer which, because of its nature or frequency raises substantial health, safety, resource, or equity issues for the City as an organisation, the City's employees, Elected Members, other service users ~~and complainants~~, or the ~~complainant~~customer.

UCC can be grouped into five categories:

1. Unreasonable persistence – continued, incessant and unrelenting conduct by a ~~complainant~~customer that has a disproportionate and unreasonable impact on the City's services, time and/or resources (including employees and Elected Members).
2. Unreasonable demands – demands (express or implied) made by a ~~complainant~~customer that have a disproportionate and unreasonable impact on the City's services, time and/or resources (including employees and Elected Members).
3. Unreasonable lack of cooperation – unwillingness and/or inability of a ~~complainant~~customer to cooperate with the City, its representatives, or systems and processes that result in a disproportionate and unreasonable use of the City's services, time and/or resources (including employees and Elected Members).
4. Unreasonable arguments – includes any arguments that are not based in reason or logic, that are incomprehensible, false, inflammatory, trivial or ~~delirious~~vexatious and that disproportionately and unreasonably impact on the City's services, time and/or resources (including employees and Elected Members).
5. Unreasonable behaviours – conduct that is unreasonable in all circumstances - regardless of how stressed, angry or frustrated the ~~complainant~~customer is - because it unreasonably compromises the health, safety ~~and or~~ security of the City's employees, Elected Members, other services users or the ~~complainant~~customer.

Dealing with UCC

Incidents of UCC will be reported to the CEO (or appointed delegate), who may determine it is appropriate to implement measures whereby the complainant's customer's access to the City will be limited, and/or to adapt the way the City interacts with or delivers services to the complainant customer. Measures may include restricting:

- Who the complainant customer has contact with at the City;
- What the complainant customer can raise with the City;
- When the complainant customer can have contact with the City;
- Where the complainant customer can make contact with the City; and
- How the complainant customer can make contact.

The rationale and decision to implement restrictive measures will be documented and the complainant customer will be advised in writing of the reasons for the decision, what restrictions apply and for what period. Restrictive measures will be reviewed as required, but at a minimum on an annual basis.

If a complainant customer is unsatisfied with the City's decision regarding UCC, they can request the City to reconsider its decision by presenting any information to support their request. In the event the decision remains the same, the complainant customer will be referred to advised that they may be able to refer their complaint to the WA Ombudsman.

Immediate threats

The City values its employees and customers, and work health and safety is forefront to this commitment. Therefore, City employees have the discretion to terminate any interaction in the event that the employee reasonably perceives that they are at risk and particularly where the employee is being threatened, or the conduct of the complainant or customer is aggressive or abusive.

Where necessary, WA Police will be contacted. Threats made to employees, Elected Members and third parties will be reported to WA Police where appropriate.

Definitions

CEO means the Chief Executive Officer of the City.

City means the City of Belmont, being a local government established as a body corporate under section 2.5 of the Act.

Complainant means a person, organisation, or its representative, making a complaint.

Customer means a person using the services of the City, or any other person having contact with the City.

Elected Member means a person who is currently serving a term of office as an elected member of the Council in accordance with the Act.

Employee means a person:

- (a) employed by the City under section 5.36(1) of the Act; or
- (b) engaged by the City under a contract for services.

Reference/Associated Documents

Managing unreasonable complainant conduct: Practice manual (2009) published by Ombudsman Western Australia.

Reference to Internal Procedure
 Customer Complaint Management Procedure
 Customer Service Charter

This Policy is supported by:		
Policy No.	CP - **** {number will be assigned by Governance}	
Register of Delegations:		
Service Area:	Governance	
Policy Owner:	Manager Governance, Strategy and Risk	
Policy Stakeholder:	Governance and Compliance Adviser	
Risk Rating:	Low	
Review Cycle:	Biennial	
Amendment Status:		
Date of Amendment	Status of Amendment	Minute Item Reference

Customer Complaints Management Policy

Policy Objective

To establish the City of Belmont's position and approach to be taken in resolving customer complaints.

Policy Statement

The City of Belmont (the City) is committed to managing complaints in a manner that is unbiased and consistent with Australian Standard Guidelines and the WA Ombudsman.

The City of Belmont recognises the right of customers to complain when dissatisfied with the service provided and undertakes to resolve these complaints in an accountable, transparent, and timely manner.

Policy Scope

This policy applies to all Elected Members, employees and contractors engaged to provide services to the City or on behalf of the City.

The Australian Standard for Complaints Management (ISO 10002:2014) defines a complaint as any *"expression of dissatisfaction made to or about an organisation, related to its products, services, staff or the handling of a complaint, where a response or resolution is explicitly or implicitly expected or legally required"*.

For the purposes of this policy, the following are NOT classified as a complaint;

- Employment related complaints made by City employees;
- Feedback obtained during stakeholder and community engagement processes;
- Enquiries and requests for specific information;
- A request for service or action by the City (unless there was inaction or an unsatisfactory response to the initial request for service);
- Matters currently being dealt with or previously dealt with by a court, tribunal or external complaints agency;
- The lodging of an appeal or objection in accordance with a statutory or regulatory function;
- Reports concerning neighbours or neighbouring property;
- Complaints about individual Elected Members*;
- Petitions; and
- Issues over 12 months old.

*Complaints about Elected Members and related processes are captured in the adopted Code of Conduct for Council Members, Committee Members and Candidates and Council Policy *Complaint Investigation – Behaviour Complaints* .

Policy Detail

1. Making a complaint

General guidelines for the lodgement and management of complaints will be published on the City's website.

Sufficient relevant information must be provided to the City in order for the complaint to be investigated and responded to in an appropriate and timely manner.

2. Timeliness

All complaints received will be acknowledged within five normal working days.

Complainants will be notified if their complaint cannot be resolved within the prescribed timeframes of the City's *Customer Complaint Management Procedure*. Complainants will be advised of the reasons for any delay and expected timeframe for resolution.

3. Risk

Risk factors associated with each complaint will be considered when managing complaints. Priority will be given to complaints with high risk factors which include but are not limited to;

- a) Public safety;
- b) Seriousness of the complaint;
- c) Frequency of occurrence; and
- d) Need for immediate attention.

4. Confidentiality

Complainants have the right to expect that their privacy will be respected when making a complaint or having a complaint investigated. Personal information related to any complaint will be kept confidential and the City will only disclose complainant information to third parties as follows:

- a) With the consent of the complainant, expressed or implied;
- b) As required by law; or
- c) In order to complete the purpose or function for the which the information was provided.

5. Anonymous complaints

The City will investigate or action anonymous complaints where reasonable and sufficient information is provided and which, in the opinion of the City, represent:

- A breach of statutory provisions;
- A breach of an approval, licence or permit;
- A matter for which the City is obligated to act as prescribed in the *Local Government Act 1995*, *Corruption, Crime and Misconduct Act 2003*, *Public Interest Disclosure Act 2003* or any other written law; or
- A matter which could constitute a risk to the public health and safety of persons, animals or the environment.

6. Request for internal review

Where a Complainant is not satisfied with how a complaint is resolved in the first instance, they can request an internal review. The review will be undertaken by the relevant Manager or Director.

7. External review

Where a Complainant is not satisfied with the outcome of the City's processes, the Complainant may be able to escalate the matter to one of the following agencies for external review:

- WA Ombudsman;
- WorkSafe WA;
- Department of Local Government, Sport & Cultural Industries; or
- Public Sector Commission.

The City will cooperate with these external agencies to assist with their processes.

8. Unreasonable customer conduct

Unreasonable customer conduct (UCC) is any behaviour by a customer which, because of its nature or frequency raises substantial health, safety, resource, or equity issues for the City as an organisation, the City's employees, Elected Members, other service users or the customer.

UCC can be grouped into five categories:

1. Unreasonable persistence – continued, incessant and unrelenting conduct by a customer that has a disproportionate and unreasonable impact on the City's services, time and/or resources (including employees and Elected Members).

2. Unreasonable demands – demands (express or implied) made by a customer that have a disproportionate and unreasonable impact on the City's services, time and/or resources (including employees and Elected Members).
3. Unreasonable lack of cooperation – unwillingness and/or inability of a customer to cooperate with the City, its representatives, or systems and processes that result in a disproportionate and unreasonable use of the City's services, time and/or resources (including employees and Elected Members).
4. Unreasonable arguments – includes any arguments that are not based in reason or logic, that are incomprehensible, false, inflammatory, trivial or vexatious and that disproportionately and unreasonably impact on the City's services, time and/or resources (including employees and Elected Members).
5. Unreasonable behaviours – conduct that is unreasonable in all circumstances - regardless of how stressed, angry or frustrated the customer is - because it unreasonably compromises the health, safety or security of the City's employees, Elected Members, other services users or the customer.

Dealing with UCC

Incidents of UCC will be reported to the CEO (or appointed delegate), who may determine it is appropriate to implement measures whereby the customer's access to the City will be limited, and/or to adapt the way the City interacts with or delivers services to the customer. Measures may include restricting:

- Who the customer has contact with at the City;
- What the customer can raise with the City;
- When the customer can have contact with the City;
- Where the customer can make contact with the City; and
- How the customer can make contact.

The rationale and decision to implement restrictive measures will be documented and the customer will be advised in writing of the reasons for the decision, what restrictions apply and for what period. Restrictive measures will be reviewed as required, but at a minimum on an annual basis.

If a customer is unsatisfied with the City's decision regarding UCC, they can request the City to reconsider its decision by presenting any information to support their request. In the event the decision remains the same, the customer will be advised that they may be able to refer their complaint to the WA Ombudsman.

Immediate threats

The City values its employees and customers, and work health and safety is forefront to this commitment. Therefore, City employees have the discretion to terminate any interaction in the event that the employee reasonably perceives that they are at risk and particularly where the employee is being threatened, or the conduct of the complainant or customer is aggressive or abusive.

Where necessary, WA Police will be contacted. Threats made to employees, Elected Members and third parties will be reported to WA Police where appropriate.

Definitions

CEO means the Chief Executive Officer of the City.

City means the City of Belmont, being a local government established as a body corporate under section 2.5 of the Act.

Complainant means a person, organisation, or its representative, making a complaint.

Customer means a person using the services of the City, or any other person having contact with the City.

Elected Member means a person who is currently serving a term of office as an elected member of the Council in accordance with the Act.

Employee means a person:

- (a) employed by the City under section 5.36(1) of the Act; or
- (b) engaged by the City under a contract for services.

Reference/Associated Documents

Managing unreasonable complainant conduct: Practice manual (2009) published by Ombudsman Western Australia.

Reference to Internal Procedure
Customer Complaint Management Procedure
Customer Service Charter



This Policy is supported by:		
Policy No.	61 {number will be assigned by Governance}	
Register of Delegations:		
Service Area:	Governance	
Policy Owner:	Manager Governance, Strategy and Risk	
Policy Stakeholder:	Governance and Compliance Adviser	
Risk Rating:	Low	
Review Cycle:	Biennial	
Amendment Status:		
Date of Amendment	Status of Amendment	Minute Item Reference
28/03/2023	New Policy	12.6

12.10 Accounts for Payment - February 2023

Voting Requirement	:	Simple Majority
Subject Index	:	54/007-Creditors-Payment Authorisations
Location/Property Index	:	N/A
Application Index	:	N/A
Disclosure of any Interest	:	Nil
Previous Items	:	N/A
Applicant	:	N/A
Owner	:	N/A
Responsible Division	:	Corporate and Governance

Council role

Executive The substantial direction setting and oversight role of the Council eg adopting plans and reports, accepting tenders, directing operations, setting and amending budgets.

Purpose of report

To present to Council the list of expenditure paid for the period 1 February 2023 to 28 February 2023 under delegated authority.

Summary and key issues

A list of payments is presented to the Council each month for confirmation and endorsement in accordance with the *Local Government (Financial Management) Regulations 1996*.

Officer Recommendation

That the Authorised Payment Listing for February 2023 as provided under Attachment 12.10.1. be received.

Officer Recommendation adopted en bloc by Absolute Majority - Refer to Resolution appearing at Item 12.

Location

Not applicable.

Consultation

There has been no specific consultation undertaken in respect to this matter.

Strategic Community Plan implications

In accordance with the 2020 – 2040 Strategic Community Plan:

Goal 5: Responsible Belmont

Strategy: 5.2 Manage the City's assets and financial resources in a responsible manner and provide the best possible services for the community

Strategy: 5.6 Deliver effective, fair and transparent leadership and decision-making, reflective of community needs and aspirations

Policy implications

There are no policy implications associated with this report.

Statutory environment

Regulation 13(1) of the *Local Government (Financial Management) Regulations 1996* states:

“If the local government has delegated to the CEO the exercise of its power to make payments from the municipal fund or the trust fund, a list of accounts paid by the CEO is to be prepared each month showing for each account paid since the last such list was prepared:

- (a) the payee's name;
- (b) the amount of the payment;
- (c) the date of the payment; and
- (d) sufficient information to identify the transaction.”

(3) A list prepared under sub regulation (1) is to be presented to Council at the next ordinary meeting of Council after the list is prepared; and recorded in the minutes of that meeting.

Background

Council has delegated to the Chief Executive Officer under Delegation 1.1.18 to make payment from the Municipal and Trust Fund account. In accordance with Regulation 13(1) of the *Local Government (Financial Management) Regulations 1996*, where this power has been delegated, a list of payments each month is to be compiled and presented to Council.

Report

The following summary of payments are recommended for confirmation and endorsement.

Payment type	Payment reference	\$
Municipal Fund Cheques	788847-788848	2,077.96
Municipal Fund EFTs	EF082806-EF083224	4,658,832.26
Municipal Fund Payroll	February 2023	2,005,839.91
Trust Fund EFT	EF082841-EF083087	206,426.66
Total Payments for February 2023		6,873,176.79

A copy of the Authorised Payment Listing is included as Attachment 12.9.1.

Financial implications

All expenditure included in the Authorised Payment Listing is in accordance with Council's annual budget.

Environmental implications

There are no environmental implications associated with this report.

Social implications

There are no social implications associated with this report.

Attachment details

Attachment No. and title
1. February 2023 - Authorised Payment Listing [12.10.1 - 7 pages]

Attachment 12.10.1 February 2023 - Authorised Payment Listing

 City of Belmont					
Accounts for Payment - February 2023					Compiled : 28/02/2023 11:04
Pmnt_Ref	Date	CR_Code	Supplier	Pmnt_Amnt	Description
Contractors					
EF082806	03/02/23	00394	Child & Adolescent Health Service - Dept of Health WA	721.86	Immunisation Expenses
EF082807	03/02/23	00491	Fujifilm Business Innovation Australia	186.92	Photocopy Expenses
EF082809	03/02/23	00707	LoGo Appointments	2,414.37	Labour/Personnel Hire
EF082810	03/02/23	00736	McLeods	187.00	Legal Expenses
EF082812	03/02/23	01074	Shred-X Pty Ltd	41.76	Rubbish Removals
EF082817	03/02/23	01831	Mow Master Turf Equipment	83.00	Plant Parts & Repairs
EF082819	03/02/23	02207	Wilson Security	3,092.24	Security Services
EF082822	03/02/23	02640	Visual Inspirations Australia Pty Ltd	19,940.39	Christmas Decorations - Civic Centre & Hub
EF082823	03/02/23	02672	Ruah Community Services	16,962.73	Labour/Personnel Hire
EF082824	03/02/23	02844	Chandler Macleod Group Ltd	2,748.55	Labour/Personnel Hire
EF082826	03/02/23	03031	Retech Rubber	2,186.25	Plant Parts & Repairs
EF082828	03/02/23	04287	Labourforce Impex Personnel Pty Ltd	1,472.67	Labour/Personnel Hire
EF082829	03/02/23	04302	Southern Cross Housing Ltd	6,738.11	Independent Living Units Management
EF082830	03/02/23	04529	Southern Cross Care (WA) Inc	5,768.44	Independent Living Units Management
EF082831	03/02/23	04868	Rachel Watts	100.00	Library Writers Workshop Presenter Fee
EF082834	03/02/23	05283	IRP Pty Ltd	6,013.15	Labour/Personnel Hire
EF082835	03/02/23	05344	Veolia Recycling and Recovery Pty Ltd Suez	463,076.45	Rubbish Removals
EF082836	03/02/23	05904	Pinnacle People	1,138.41	Labour/Personnel Hire
EF082837	03/02/23	06277	Ignite Limited	5,666.73	Labour/Personnel Hire
EF082838	03/02/23	06377	Choiceone Pty Ltd	8,706.80	Labour/Personnel Hire
EF082844	10/02/23	00163	Bayswater Fire Protection	3,152.60	Fire Equipment/Service
EF082846	10/02/23	00221	John Hughes Group	884.05	Plant Parts & Repairs
EF082849	10/02/23	00294	City of Canning	2,700.00	Rubbish Removals
EF082850	10/02/23	00305	CJD Equipment Pty Ltd	2,123.02	Mower Parts & Repairs
EF082851	10/02/23	00346	Action Couriers	106.85	Courier Service
EF082852	10/02/23	00585	Hydroquip Pumps	2,794.00	Bore Drilling/ Maintenance
EF082854	10/02/23	00608	Programmed Skilled Workforce Ltd	2,536.42	Labour/Personnel Hire
EF082855	10/02/23	00707	LoGo Appointments	8,525.98	Labour/Personnel Hire
EF082856	10/02/23	00717	Main Roads Western Australia	2,920.56	Road Building Contractor
EF082858	10/02/23	00784	Bucher Municipal	1,945.05	Plant Parts & Repairs
EF082859	10/02/23	00815	New Town Toyota	155.90	Plant Parts & Repairs
EF082860	10/02/23	00830	Canon Production Printing Australia Pty Ltd	410.07	Photocopy Expenses
EF082864	10/02/23	00988	Reece Australia Pty Ltd	260.50	Plumbing Maintenance/Supplies
EF082866	10/02/23	01243	WARP Pty Ltd	5,803.74	Traffic Control
EF082870	10/02/23	01318	Flexi Staff Group Pty Ltd	9,866.84	Labour/Personnel Hire
EF082871	10/02/23	01507	The Pressure King	15,680.10	Graffiti Removal
EF082872	10/02/23	01731	Charter Plumbing and Gas	299.19	Plumbing Maintenance/Supplies
EF082873	10/02/23	01772	Data3 Limited	2,794.00	Computer Software Maintenance
EF082874	10/02/23	01797	Green Skills (Ecojobs)	9,311.38	Labour/Personnel Hire
EF082875	10/02/23	01908	Urban Development Institute of Australia WA	1,048.00	UDIA WA Industry Lunch
EF082878	10/02/23	02290	Belmont Potters Group Inc	475.00	Community Art Classes
EF082879	10/02/23	02387	Triton Electrical Contractors Pty Ltd	10,499.50	Electrical Contractor
EF082880	10/02/23	02653	Corporate Scorecard Equifax Australasia	603.90	Professional Fees - Analysis
EF082882	10/02/23	02844	Chandler Macleod Group Ltd	799.71	Labour/Personnel Hire
EF082885	10/02/23	03197	West Coast Turf	10,325.70	Turf Installation
EF082887	10/02/23	03599	Donald Cant Watts Corke (WA) Pty Ltd	14,432.00	Project Management Services - Belmont Hub
EF082890	10/02/23	04246	Bibliotheca Australia Pty Ltd	2,178.00	Computer Software Maintenance
EF082891	10/02/23	04287	Labourforce Impex Personnel Pty Ltd	1,297.05	Labour/Personnel Hire
EF082892	10/02/23	04301	Michael Page - Page Personnel	1,010.77	Labour/Personnel Hire
EF082893	10/02/23	04320	ABM Landscaping	440.00	Bricks/Bricklaying
EF082894	10/02/23	04331	VJZoo	5,500.00	Lets Celebrate Belmont Window Projection Concert
EF082896	10/02/23	04454	FM Contract Solutions Pty Ltd	892.62	Professional Fees - Analysis
EF082898	10/02/23	04963	Centigrade	2,233.64	Airconditioning/Refrigeration Maintenance
EF082901	10/02/23	05053	Creative Flooring Pty Ltd	29,689.00	Belmont Hub - Activity Room Vinyl Floor Replacement
EF082902	10/02/23	05127	Champion Music	275.00	Music/Entertainment Expenses
EF082903	10/02/23	05133	Nami Osaki t/as namisartroom	500.00	School Holiday Workshop
EF082904	10/02/23	05252	AAAC Towing Pty Ltd	165.00	Towing Vehicles
EF082905	10/02/23	05394	DFP Recruitment Services Pty Ltd	5,241.42	Labour/Personnel Hire
EF082906	10/02/23	05401	Creative Spaces	8,910.00	Professional Fees - Design & Install Travel Exhibition
EF082908	10/02/23	05480	Miriam Crandell	2,020.00	Professional Fees - Research Belmont Museum Displays
EF082909	10/02/23	05558	BlueFit Pty Ltd	3,695.36	Oasis Expenses
EF082910	10/02/23	05692	Newground Water Services Pty Ltd	49,165.60	Irrigation Renewal - Nannine & Various
EF082911	10/02/23	05758	Branch Arboriculture	600.00	Arboricultural Inspections
EF082912	10/02/23	05809	Specialized Cleaning Group t/as Clean Sweep	11,269.50	Street and Carpark Sweeping
EF082913	10/02/23	05817	Toonworld Education	1,755.00	Library-Entertainment - Full Animation Day
EF082914	10/02/23	05819	Ritz Drycleaners	111.60	Cleaning Services
EF082915	10/02/23	05855	Rock-n Bopots - Candice Watson	400.00	Musical Education Session
EF082916	10/02/23	05860	HIPHOP101 - Optamus Downsyrde	9,350.00	Hiphop Ed Sessions Term 3 & 4

Attachment 12.10.1 February 2023 - Authorised Payment Listing

Pmnt_Ref	Date	CR_Code	Supplier	Pmnt_Amnt	Description
EF082917	10/02/23	05904	Pinnacle People	2,737.60	Labour/Personnel Hire
EF082918	10/02/23	06033	Baby Sensory Perth South of the River	440.00	Baby Sensory Classes
EF082919	10/02/23	06118	Attitudinal Healing Western Australia Inc	5,500.00	Community Exercise Classes
EF082920	10/02/23	06277	Ignite Limited	2,381.35	Labour/Personnel Hire
EF082921	10/02/23	06284	Talent International	5,709.47	Labour/Personnel Hire
EF082923	10/02/23	06337	MowScape Pty Ltd	5,508.66	Turf Maintenance
EF082924	10/02/23	06410	Behaviour Matters	3,080.00	Risk Management Consultants
EF082925	10/02/23	06412	Sky Darcy Edwards	1,400.00	Art Awards/Exhibition
EF082926	10/02/23	06417	Sense Recruitment	5,848.54	Labour/Personnel Hire
EF082927	10/02/23	06430	Pinnacle Coachlines	767.00	Urban Design Bus Tour
EF082951	17/02/23	00118	Australia Post	2,365.94	Postage
EF082952	17/02/23	00195	Bin Bath Australia Pty Ltd	117.81	Cleaning Services
EF082958	17/02/23	00608	Programmed Skilled Workforce Ltd	2,757.80	Labour/Personnel Hire
EF082959	17/02/23	00613	Qualcon Laboratories Pty Ltd	286.00	Bore Drilling/ Maintenance
EF082962	17/02/23	00707	LoGo Appointments	6,073.77	Labour/Personnel Hire
EF082964	17/02/23	00830	Canon Production Printing Australia Pty Ltd	929.50	Photocopy Expenses
EF082966	17/02/23	00988	Reece Australia Pty Ltd	496.54	Plumbing Maintenance/Supplies
EF082967	17/02/23	01058	Slater-Gartrell Sports	5,379.00	Middleton Park - Replacement of Cricket Wickets
EF082968	17/02/23	01088	Sports Turf Technology Pty Ltd	913.00	Turf Maintenance
EF082969	17/02/23	01243	WARP Pty Ltd	11,541.37	Traffic Control
EF082971	17/02/23	01255	Wattleup Tractors	510.41	Plant Parts & Repairs
EF082973	17/02/23	01318	Flexi Staff Group Pty Ltd	5,001.76	Labour/Personnel Hire
EF082974	17/02/23	01614	Maxwell Robinson & Phelps	202.00	Pest Control
EF082976	17/02/23	01731	Charter Plumbing and Gas	1,206.02	Plumbing Maintenance/Supplies
EF082977	17/02/23	01772	Data3 Limited	2,574.00	Computer Software Maintenance
EF082978	17/02/23	01838	Redman Solutions Pty Ltd	16,500.00	Computer Software Subscription
EF082980	17/02/23	02425	Prestige Alarms	10,173.90	Security Services
EF082981	17/02/23	02614	Monsterball Amusements & Hire	1,345.00	Plant/Equipment Hire
EF082983	17/02/23	02844	Chandler Macleod Group Ltd	2,653.22	Labour/Personnel Hire
EF082985	17/02/23	03504	Classic Tree Services	11,581.63	Tree Pruning Within the CoB
EF082989	17/02/23	04002	Ray White Urban Springs	6,897.00	Professional Fees - Property
EF082991	17/02/23	04120	Randstad Pty Ltd	6,788.32	Labour/Personnel Hire
EF082992	17/02/23	04287	Labourforce Impex Personnel Pty Ltd	3,012.90	Labour/Personnel Hire
EF082993	17/02/23	04301	Michael Page - Page Personnel	3,537.69	Labour/Personnel Hire
EF082995	17/02/23	04579	Mills Recruitment	5,958.18	Labour/Personnel Hire
EF082996	17/02/23	04693	Allwest Plant Hire Australia Pty Ltd	1,595.00	Plant/Equipment Hire
EF082998	17/02/23	04963	Centigrade	3,649.75	Airconditioning/Refrigeration Maintenance
EF083000	17/02/23	05096	IntelligenceBank Pty Ltd	2,818.03	Computer Software Maintenance
EF083001	17/02/23	05175	SJR Civil Consulting Pty Ltd	3,432.00	Road Safety Audit
EF083002	17/02/23	05190	Mark Foote	1,056.00	Building Maintenance
EF083003	17/02/23	05283	IRP Pty Ltd	6,722.82	Labour/Personnel Hire
EF083004	17/02/23	05394	DFP Recruitment Services Pty Ltd	2,399.54	Labour/Personnel Hire
EF083005	17/02/23	05558	BlueFit Pty Ltd	4,415.36	Oasis Expenses
EF083006	17/02/23	05726	Pool Robotics Perth	166.73	Plant Parts & Repairs
EF083007	17/02/23	05729	James Clive Kearing - Nyoonaie	500.00	Welcome to Country - Citizenship Awards
EF083008	17/02/23	05809	Specialized Cleaning Group t/as Clean Sweep	8,932.00	Street and Carpark Sweeping
EF083009	17/02/23	05897	HopgoodGanim Lawyers	570.68	Legal Expenses
EF083010	17/02/23	05904	Pinnacle People	704.75	Labour/Personnel Hire
EF083011	17/02/23	05923	Hudson Global Resources (Aust) Pty Ltd	1,551.83	Labour/Personnel Hire
EF083012	17/02/23	06067	TK Elevator Australia Pty Ltd	521.40	Building Maintenance
EF083014	17/02/23	06094	Boyan Electrical Services	628.93	Electrical Contractor
EF083015	17/02/23	06104	Flick Anticimex Pty Ltd	2,661.18	Pest Control
EF083016	17/02/23	06276	Efficient Site Services (WA)	4,257.00	Middleton Park - Supply and Apply Mulch
EF083017	17/02/23	06284	Talent International	4,042.94	Labour/Personnel Hire
EF083018	17/02/23	06293	Freo Fire Maintenance Services Pty Ltd	413.60	Fire Equipment/Service
EF083020	17/02/23	06393	Stantec Australia Pty Ltd	1,650.00	Review of Transport Impact Statement
EF083022	17/02/23	06415	Amore Landscapes Pty Ltd	1,950.00	Professional Fees - Landscape Design
EF083034	17/02/23	04580	Brenda Greenfield	300.00	Music/Entertainment Expenses
EF083035	23/02/23	02458	Technology One Ltd	36,171.96	Technology One Subscription Fee
EF083036	23/02/23	04555	MG Group WA	620,068.28	Wilson Park Netball Courts Upgrade
EF083045	24/02/23	00608	Programmed Skilled Workforce Ltd	8,858.68	Labour/Personnel Hire
EF083047	24/02/23	00707	LoGo Appointments	6,073.77	Labour/Personnel Hire
EF083049	24/02/23	00815	New Town Toyota	320.40	Plant Parts & Repairs
EF083054	24/02/23	01318	Flexi Staff Group Pty Ltd	3,247.59	Labour/Personnel Hire
EF083055	24/02/23	01533	WC Convenience Management	1,048.19	Building Maintenance
EF083057	24/02/23	01714	Total Eden Pty Ltd - Nutrien Water	1,782.00	Reticulation Parts & Repairs
EF083062	24/02/23	02207	Wilson Security	1,348.12	Security Services
EF083065	24/02/23	02844	Chandler Macleod Group Ltd	3,163.94	Labour/Personnel Hire
EF083068	24/02/23	04120	Randstad Pty Ltd	5,330.16	Labour/Personnel Hire
EF083069	24/02/23	04454	FM Contract Solutions Pty Ltd	892.62	Professional Fees - Analysis
EF083070	24/02/23	05209	Portland Broome Pty Ltd	2,172.50	Professional Fees - Consulting Services
EF083071	24/02/23	05283	IRP Pty Ltd	3,560.48	Labour/Personnel Hire
EF083072	24/02/23	05394	DFP Recruitment Services Pty Ltd	1,908.06	Labour/Personnel Hire
EF083074	24/02/23	05904	Pinnacle People	867.38	Labour/Personnel Hire

Attachment 12.10.1 February 2023 - Authorised Payment Listing

Pmnt_Ref	Date	CR_Code	Supplier	Pmnt_Amnt	Description
EF083075	24/02/23	05923	Hudson Global Resources (Aust) Pty Ltd	2,586.38	Labour/Personnel Hire
EF083076	24/02/23	05944	Delron Cleaning Pty Ltd - Ventia	761.25	Cleaning Services
EF083079	24/02/23	06397	Cassey Hutton	300.00	Music/Entertainment Expenses
EF083090	27/02/23	00163	Bayswater Fire Protection	94.60	Fire Equipment/Service
EF083091	27/02/23	00221	John Hughes Group	2,774.80	Plant Parts & Repairs
EF083092	27/02/23	00230	Jackson McDonald	1,336.50	Legal Expenses
EF083096	27/02/23	00295	Capital Recycling	6,380.00	Rubbish Removals
EF083097	27/02/23	00373	Cutting Edges Pty Ltd	1,191.37	Plant Parts & Repairs
EF083099	27/02/23	00390	Landgate	499.13	Title Searches
EF083100	27/02/23	00394	Child & Adolescent Health Service - Dept of Health WA	721.86	Immunisation Expenses
EF083102	27/02/23	00412	Dowsing Group Pty Ltd	7,144.92	Profiling Services - Abernethy Road
EF083103	27/02/23	00491	Fujifilm Business Innovation Australia	1,584.30	Photocopy Expenses
EF083104	27/02/23	00557	City Subaru	962.70	Plant Parts & Repairs
EF083105	27/02/23	00585	Hydroquip Pumps	16,949.90	Bore Drilling/ Maintenance
EF083106	27/02/23	00665	Kennards Hire Pty Ltd	574.20	Plant/Equipment Hire
EF083107	27/02/23	00699	Marketforce Pty Ltd	22,986.24	Advertising and Printing
EF083108	27/02/23	00726	T-Quip	1,907.45	Plant Parts & Repairs
EF083109	27/02/23	00734	McIntosh and Son WA	2,023.08	Plant Parts & Repairs
EF083110	27/02/23	00736	McLeods	4,053.36	Legal Expenses
EF083111	27/02/23	00783	iSentia Pty Ltd	1,925.00	Professional Fees - Marketing
EF083112	27/02/23	00815	New Town Toyota	1,671.60	Plant Parts & Repairs
EF083114	27/02/23	00859	Parkland Mazda	562.35	Plant Parts & Repairs
EF083115	27/02/23	00931	Sonic HealthPlus Pty Ltd	845.90	Medical Examinations
EF083116	27/02/23	00972	Repco Auto Parts	463.25	Plant Parts & Repairs
EF083118	27/02/23	01074	Shred-X Pty Ltd	11.07	Rubbish Removals
EF083119	27/02/23	01110	Downer EDI Works Pty Ltd	214,222.39	Road Building Project - Abernethy Road
EF083120	27/02/23	01112	Sunny Industrial Brushware	719.40	Plant Parts & Repairs
EF083122	27/02/23	01149	The Lifting Company Pty Ltd	5,296.50	Chain and Sling Inspections
EF083123	27/02/23	01180	Position Partners	231.00	Survey Expenses
EF083124	27/02/23	01186	ZircoDATA Pty Ltd	1,802.32	Records Storage
EF083126	27/02/23	01233	Stihl Shop Redcliffe	690.25	Tools/Tool Repairs
EF083127	27/02/23	01243	WARP Pty Ltd	40,207.19	Traffic Control
EF083128	27/02/23	01255	Wattleup Tractors	28.26	Plant Parts & Repairs
EF083132	27/02/23	01499	Porter Consulting Engineers	4,950.00	Wilson Park Netball Courts Upgrade
EF083133	27/02/23	01507	The Pressure King	5,743.58	Graffiti Removal
EF083134	27/02/23	01533	WC Convenience Management	5,462.61	Building Maintenance
EF083136	27/02/23	01712	Donegan Enterprises Pty Ltd	17,439.40	Repairs and Maintenance at Various Parks
EF083137	27/02/23	01714	Total Eden Pty Ltd - Nutrien Water	47,420.72	Reticulation Parts & Repairs
EF083138	27/02/23	01719	Jaycar Electronics Pty Ltd	32.95	Electrical Goods
EF083139	27/02/23	01731	Charter Plumbing and Gas	4,815.89	Plumbing Maintenance/Supplies
EF083140	27/02/23	01735	Air Roofing Co Pty Ltd	31,900.00	Building Construction
EF083141	27/02/23	01772	Data3 Limited	19,338.77	Dell Computer Monitors
EF083143	27/02/23	02023	YMCA of Perth Youth and Community Services Inc	76,325.98	Youth Services Expenses
EF083144	27/02/23	02059	Western Resource Recovery Pty Ltd	216.70	Rubbish Removals
EF083145	27/02/23	02086	Pro AV Solutions (WA)	61,526.38	Agreement Essential Care Subscription
EF083148	27/02/23	02207	Wilson Security	121,521.75	Security Services
EF083149	27/02/23	02303	Ultimo Catering and Events	795.00	Catering/Catering Supplies
EF083151	27/02/23	02387	Triton Electrical Contractors Pty Ltd	8,162.00	Electrical Contractor
EF083152	27/02/23	02393	Zipform Pty Ltd	2,564.12	Postage
EF083153	27/02/23	02411	Allsports Linemarking	2,288.00	Line Marking
EF083154	27/02/23	02418	Programmed Property Services Pty Ltd	6,204.00	Mowing Services at Various Parks
EF083155	27/02/23	02425	Prestige Alarms	1,567.50	Security Services
EF083156	27/02/23	02589	Zenien	1,014.02	Security Services
EF083157	27/02/23	02627	Dunbar Services WA Pty Ltd	84.70	Cleaning Services
EF083159	27/02/23	02837	GLG Greenlife Group	12,724.36	Garden Maintenance at Various Sites
EF083161	27/02/23	02913	Syrinx Environmental Pty Ltd	2,389.20	Professional Fees - Landscaping
EF083164	27/02/23	03464	Bridgestone Australia Ltd	6,570.35	Plant Parts & Repairs
EF083165	27/02/23	03537	Mackay Urban Design	1,080.00	Professional Fees - Planning
EF083166	27/02/23	03567	Gardner Autos Pty Ltd t/as Gardner Isuzu	828.00	Plant Parts & Repairs
EF083167	27/02/23	03593	Philip Swain	687.50	Labour/Personnel Hire
EF083168	27/02/23	03614	Julie's Boarding Kennels & Cattery	379.50	Pound Expenses
EF083169	27/02/23	03619	Kidsafe WA	3,726.21	Playground Inspections/Repairs
EF083171	27/02/23	03707	Access Unlimited International Pty Ltd	137.50	Plant Parts & Repairs
EF083172	27/02/23	03906	EPT Elec Power Technologies Pty Ltd	814.00	Computer Hardware Maintenance
EF083173	27/02/23	04026	HK Calibration Technologies Pty Ltd	137.50	Plant Parts & Repairs
EF083175	27/02/23	04105	Cleanflow Environmental Solutions	1,386.44	Drainage Maintenance
EF083177	27/02/23	04146	JB Hi-Fi Group Commercial Account, Osborne Park	6,505.29	Electrical Goods
EF083178	27/02/23	04211	Advance Scanning Services	1,474.00	Survey Expenses
EF083179	27/02/23	04246	Bibliotheca Australia Pty Ltd	1,185.04	Computer Software Maintenance
EF083180	27/02/23	04301	Michael Page - Page Personnel	1,010.77	Labour/Personnel Hire
EF083181	27/02/23	04391	Lifeskills Australia	396.00	Professional Fees - Analysis
EF083183	27/02/23	04496	Azure Painting Pty Ltd	13,150.50	Painting Contractor
EF083184	27/02/23	04579	Mills Recruitment	5,291.80	Labour/Personnel Hire
EF083186	27/02/23	04689	Hempfield Small Motor Service	72.85	Plant Parts & Repairs

Attachment 12.10.1 February 2023 - Authorised Payment Listing

Pmnt_Ref	Date	CR_Code	Supplier	Pmnt_Amnt	Description
EF083187	27/02/23	04693	Allwest Plant Hire Australia Pty Ltd	2,286.03	Plant/Equipment Hire
EF083188	27/02/23	04917	Environmental Industries Pty Ltd	19,752.63	Landscaping Maintenance at Ascot Waters & The Springs
EF083189	27/02/23	04941	Perth Pet Cremation - Lawnswood	31.25	Pound Expenses
EF083190	27/02/23	04958	Eco Bin (Aust) Pty Ltd	395.30	Rubbish Removals
EF083191	27/02/23	04963	Centigrade	13,590.84	Airconditioning/Refrigeration Maintenance
EF083192	27/02/23	04974	Turf Care WA Pty Ltd	81,570.00	Turf Maintenance at Various Sites
EF083193	27/02/23	04976	CEA Air and Power	2,999.70	Plant Parts & Repairs
EF083194	27/02/23	04986	Jan McCahon Marshall	965.00	Professional Fees - Analysis
EF083196	27/02/23	05205	N and H Sanders	5,645.00	Floor Coverings
EF083197	27/02/23	05252	AAAC Towing Pty Ltd	1,540.00	Towing Vehicles
EF083198	27/02/23	05283	IRP Pty Ltd	5,073.20	Labour/Personnel Hire
EF083199	27/02/23	05336	West-Sure Group Pty Ltd	504.90	Security Services
EF083200	27/02/23	05344	Veolia Recycling and Recovery Pty Ltd Suez	466,385.59	Rubbish Removals
EF083201	27/02/23	05394	DFP Recruitment Services Pty Ltd	1,526.45	Labour/Personnel Hire
EF083202	27/02/23	05427	Horizon West Landscape & Irrigation Pty Ltd	12,353.00	Monthly Maintenance of Streetscapes
EF083204	27/02/23	05493	Daph	1,787.50	Computer Software Maintenance
EF083205	27/02/23	05523	Go Doors Pty Ltd	561.00	Building Maintenance
EF083206	27/02/23	05568	Allstate Kerbing and Concrete	7,295.75	Kerbing Contractor
EF083207	27/02/23	05623	Tree Planting and Watering - Baroness Holdings	92,358.78	Tree Water Services Within the CoB
EF083208	27/02/23	05642	Steve's Sand Sifting for Playground Services	4,950.20	Sand Sifting Services at Various Playgrounds
EF083209	27/02/23	05692	Newground Water Services Pty Ltd	1,237.23	Reticulation Installation
EF083210	27/02/23	05731	Keys The Moving Solution	670.56	Removalists
EF083212	27/02/23	05771	AlSCO Pty Ltd	191.19	Cleaning Services
EF083213	27/02/23	05776	Level 5 Design Pty Ltd	540.00	Professional Fees - Planning
EF083214	27/02/23	05840	Commercial Aquatics Australia Pty Ltd	6,854.46	Oasis Expenses
EF083215	27/02/23	05944	Delron Cleaning Pty Ltd - Ventia	86,079.60	Cleaning Services
EF083217	27/02/23	06020	CyberCX Pty Ltd	132.00	Computer Software Maintenance
EF083218	27/02/23	06067	TK Elevator Australia Pty Ltd	976.49	Building Maintenance
EF083221	27/02/23	06094	Boyan Electrical Services	25,600.18	Electrical Contractor
EF083222	27/02/23	06104	Flick Anticimex Pty Ltd	156.20	Pest Control
EF083223	27/02/23	06109	McDowall Affleck Consulting Engineers	5,830.00	Professional Fees - Building
EF083225	27/02/23	06212	Civil Sciences and Engineering	11,022.00	Professional Fees - Engineering
EF083226	27/02/23	06226	Modus Compliance Pty Ltd	6,831.00	Labour/Personnel Hire
EF083227	27/02/23	06276	Efficient Site Services (WA)	11,220.00	Mulching at Various Sites Within CoB
EF083228	27/02/23	06282	Dell Financial Services Pty Ltd	6,259.37	Plant/Equipment Hire
EF083229	27/02/23	06284	Talent International	7,534.01	Labour/Personnel Hire
EF083231	27/02/23	06293	Freo Fire Maintenance Services Pty Ltd	1,055.69	Fire Equipment/Service
EF083232	27/02/23	06304	Prestige Property Maintenance	30,737.56	Building Maintenance
EF083233	27/02/23	06362	Marjan Partitions Pty Ltd t/as M & M Interiors	5,358.10	Oasis Expenses
EF083234	27/02/23	06377	Choiceone Pty Ltd	8,197.87	Labour/Personnel Hire
EF083235	27/02/23	06419	Westworks Consultancy	9,955.00	Arboricultural Consultant - 400 Abernethy Rd
EF083236	27/02/23	06421	Magic Dale	395.00	Library-Entertainment Expense
Contractors Total				3,459,563.53	
Fuels and Utilities					
EF082813	03/02/23	01252	Water Corporation	4,413.68	Water, Annual & Excess
EF082815	03/02/23	01274	Synergy	4,009.94	Light, Power, Gas
EF082820	03/02/23	02422	Connect Call Centre Services	872.30	Phone/Internet expenses
EF082821	03/02/23	02471	Western Power	2,415.99	Light, Power, Gas
EF082840	03/02/23	06424	Telstra Limited	24,887.76	Phone/Internet expenses
EF082843	10/02/23	00042	Alinta Energy	176.45	Light, Power, Gas
EF082867	10/02/23	01252	Water Corporation	4,194.78	Water, Annual & Excess
EF082869	10/02/23	01274	Synergy	19,289.86	Light, Power, Gas
EF082886	10/02/23	03592	Steven Harling	109.60	Airport Parking
EF082949	17/02/23	00042	Alinta Energy	85.25	Light, Power, Gas
EF082970	17/02/23	01252	Water Corporation	12,937.85	Water, Annual & Excess
EF082972	17/02/23	01274	Synergy	109,821.08	Light, Power, Gas
EF082982	17/02/23	02631	Ampol - Caltex	12,472.50	Fuel, Oil, Additives
EF082986	17/02/23	03592	Steven Harling	82.64	Airport Parking
EF083023	17/02/23	06424	Telstra Limited	254.98	Phone/Internet expenses
EF083041	24/02/23	00042	Alinta Energy	1,399.85	Light, Power, Gas
EF083048	24/02/23	00788	Motorcharge - WEX Fuel Cards Australia Ltd	19,446.83	Fuel, Oil, Additives
EF083051	24/02/23	01252	Water Corporation	30,620.09	Water, Annual & Excess
EF083053	24/02/23	01274	Synergy	11,226.94	Light, Power, Gas
EF083077	24/02/23	06322	Code Research Pty Ltd t/as PWD	4,479.75	Phone/Internet expenses
EF083080	24/02/23	06424	Telstra Limited	17,122.41	Phone/Internet expenses
EF083094	27/02/23	00264	Castrol Australia Pty Ltd	264.42	Fuel, Oil, Additives
Fuels and Utilities Total				280,584.95	
Materials					
EF082808	03/02/23	00664	Kmart Australia Limited	99.00	Stationery & Printing
EF082811	03/02/23	01043	City of Swan	683.65	Stationery & Printing
EF082814	03/02/23	01265	Westbooks	361.86	Books/CDs/DVDs
EF082816	03/02/23	01398	Winc Australia Pty Ltd	48.95	Stationery & Printing
EF082818	03/02/23	01914	Wildflower Society of Western Australia - Armadale Branch	150.00	Gardening - Plants/Supplies
EF082825	03/02/23	02862	James Bennett Pty Ltd	302.99	Books/CDs/DVDs

Attachment 12.10.1 February 2023 - Authorised Payment Listing

Pmnt_Ref	Date	CR_Code	Supplier	Pmnt_Amnt	Description
EF082832	03/02/23	04996	Signman	528.00	Signs
EF082847	10/02/23	00231	Bunnings Group Ltd	1,700.27	Hardware
EF082857	10/02/23	00778	Modern Teaching Aids Pty Ltd	330.77	Books/CDs/DVDs
EF082865	10/02/23	01073	Spotlight Pty Ltd	127.00	Craft/Display Materials
EF082868	10/02/23	01265	Westbooks	741.06	Books/CDs/DVDs
EF082876	10/02/23	02168	Ergolink	2,357.63	Standup Desks/Chairs
EF082877	10/02/23	02201	Neverfail Springwater Limited	89.10	Beverages
EF082883	10/02/23	02862	James Bennett Pty Ltd	400.16	Books/CDs/DVDs
EF082888	10/02/23	04036	CleverPatch Pty Ltd	460.59	Craft/Display Materials
EF082889	10/02/23	04053	Totally Workwear TWW	129.34	Safety Clothing/Equipment
EF082895	10/02/23	04394	JB Hi-Fi Belmont Forum - Library purchases	506.71	Books/CDs/DVDs
EF082897	10/02/23	04491	Woolworths Group - Functions/Catering only	284.15	Groceries
EF082899	10/02/23	05011	Bullet Produce (was WA Fresh)	1,260.00	Groceries
EF082900	10/02/23	05036	Smedia Pty Ltd	500.00	Books/CDs/DVDs
EF082907	10/02/23	05432	Bloomin Boxes	225.00	Flowers
EF082948	17/02/23	00009	Cafe Corporate	673.50	Groceries
EF082953	17/02/23	00203	BOC Gases Australia Ltd	146.25	Welding Equipment/Supplies
EF082954	17/02/23	00220	Burswood Trophies	60.50	Badges & Pendants
EF082955	17/02/23	00231	Bunnings Group Ltd	367.81	Hardware
EF082956	17/02/23	00425	EBSCO Australia	5,289.90	Books/CDs/DVDs - Subscriptions
EF082961	17/02/23	00664	Kmart Australia Limited	148.00	Stationery & Printing
EF082963	17/02/23	00778	Modern Teaching Aids Pty Ltd	1,485.44	Books/CDs/DVDs
EF082984	17/02/23	03144	COS Complete Office Supplies Pty Ltd	486.56	Stationery & Printing
EF082988	17/02/23	03856	SEM Distribution - newspaper delivery	369.28	Publications/Newspapers
EF082994	17/02/23	04491	Woolworths Group - Functions/Catering only	191.27	Groceries
EF082997	17/02/23	04763	Merchandising Libraries Pty Ltd	921.80	Books/CDs/DVDs
EF082999	17/02/23	05011	Bullet Produce (was WA Fresh)	840.00	Groceries
EF083021	17/02/23	06408	LOTE Libraries Direct Pty Ltd	1,570.58	Books/CDs/DVDs
EF083043	24/02/23	00203	BOC Gases Australia Ltd	13.93	Welding Equipment/Supplies
EF083044	24/02/23	00231	Bunnings Group Ltd	216.60	Hardware
EF083046	24/02/23	00692	State Library of Western Australia	60.00	Books/CDs/DVDs
EF083050	24/02/23	01238	WA Library Supplies Pty Ltd	57.00	Stationery & Printing
EF083052	24/02/23	01265	Westbooks	152.97	Books/CDs/DVDs
EF083058	24/02/23	01906	Frazzcon Enterprises	1,430.96	Signs
EF083063	24/02/23	02382	Perth Timber Co Pty Ltd	1,892.55	Building Material
EF083064	24/02/23	02431	ASB Branded Merchandise - ASB Marketing Pty Ltd	3,107.50	Promotional Items
EF083066	24/02/23	03660	Safe T Card Australia Pty Ltd	44.00	Safety Clothing/Equipment
EF083067	24/02/23	03856	SEM Distribution - newspaper delivery	171.90	Publications/Newspapers
EF083078	24/02/23	06346	Southern Chronicles	700.00	Publications/Newspapers
EF083089	27/02/23	00132	Bolinda Publishing Pty Ltd	532.77	Books/CDs/DVDs
EF083093	27/02/23	00233	Bunzl Limited	1,180.25	Cleaning Products
EF083095	27/02/23	00282	Childrens Book Council of Australia (WA)	75.00	Books/CDs/DVDs
EF083101	27/02/23	00403	Boral Construction Materials Group Ltd	119.35	Road/Drainage Material
EF083113	27/02/23	00850	Pacific Safety Wear Malaga	359.48	Safety Clothing/Equipment
EF083117	27/02/23	01035	Sunnyvale Plants	2,106.83	Gardening - Plants/Supplies
EF083121	27/02/23	01119	Sunny Sign Company Pty Ltd - Timelio Pty Ltd	2,475.00	Signs
EF083125	27/02/23	01206	Access Icon Pty Ltd t/a Cascada	16,791.50	Concrete Products
EF083130	27/02/23	01325	Poolegrave Signs and Engraving	517.00	Signs
EF083131	27/02/23	01398	Winc Australia Pty Ltd	1,733.81	Stationery & Printing
EF083135	27/02/23	01570	Blackwoods	479.46	Hardware
EF083142	27/02/23	01906	Frazzcon Enterprises	1,143.12	Signs
EF083146	27/02/23	02088	Lock Stock & Farrell Locksmith	233.00	Hardware
EF083147	27/02/23	02168	Ergolink	143.25	Stationery & Printing
EF083160	27/02/23	02862	James Bennett Pty Ltd	1,673.50	Books/CDs/DVDs
EF083162	27/02/23	02922	United Fasteners	19.39	Hardware
EF083163	27/02/23	03144	COS Complete Office Supplies Pty Ltd	26.77	Stationery & Printing
EF083170	27/02/23	03630	Direct Trades Supply Pty Ltd	130.00	Hardware
EF083174	27/02/23	04053	Totally Workwear TWW	1,125.93	Safety Clothing/Equipment
EF083176	27/02/23	04145	T J Depiazzi and Sons	8,280.47	Gardening - Plants/Supplies
EF083182	27/02/23	04471	Booktopia	67.47	Books/CDs/DVDs
EF083185	27/02/23	04607	Ink Station	400.37	Stationery & Printing
EF083195	27/02/23	04996	Signman	638.00	Signs
EF083203	27/02/23	05465	QBD Books	422.45	Books/CDs/DVDs
EF083211	27/02/23	05744	TCD Services Australia - TC Drainage (WA) Pty Ltd	3,712.50	Drainage Materials
EF083219	27/02/23	06069	Wheatbelt Services Pty Ltd	1,937.76	Signs
EF083220	27/02/23	06084	Asphalttech Pty Ltd	16,059.79	Road/Drainage Material
EF083230	27/02/23	06288	Perth Materials Blowing Pty Ltd	8,031.10	Install Mulch - Kewdale Road Median
Materials Total				102,099.85	
Other					
788847	17/02/23	00889	Petty Cash - Finance	1,536.40	Petty Cash Recoup
788848	27/02/23	99999	Sundry Creditor	541.56	Rate Refund
EF082827	03/02/23	03380	Belmont Netball Association Inc	450.00	Community Contribution Fund
EF082839	03/02/23	99998	Scarlette Tung	231.45	Your Neighbour Grant
EF082845	10/02/23	00177	Belmont Park Tennis Club Inc	32,000.00	MOU - Annual Contribution

Attachment 12.10.1 February 2023 - Authorised Payment Listing

Pmnt_Ref	Date	CR_Code	Supplier	Pmnt_Amnt	Description
EF082848	10/02/23	00292	City of Belmont State Emergency Service Inc	8,991.98	State Emergency Services Expense
EF082853	10/02/23	00600	Institute of Public Works Engineering WA	1,089.00	Membership Fee
EF082861	10/02/23	00865	PBF Australia Ltd	11,502.00	Membership Fee
EF082862	10/02/23	00878	Perth Airports Municipalities Group Inc	500.00	Membership Fee
EF082884	10/02/23	03071	Department of Transport - Vehicle Owner Searches	28.70	Vehicle Ownership Searches
EF082922	10/02/23	06309	Anthea Bird	11.61	Staff Reimbursement
EF082928	10/02/23	99998	Tina Watson	731.97	Crossover Subsidy
EF082929	10/02/23	99998	Stephen & Samantha Mccourt	602.26	Crossover Subsidy
EF082930	10/02/23	99998	Aaron Jenkins	1,408.36	Crossover Subsidy
EF082932	10/02/23	99998	Glen Cornfield	546.20	Rate Refund
EF082933	10/02/23	99998	Susan Kaye Flynn	1,203.70	Rate Refund
EF082934	10/02/23	99998	T Muthukumaraswamy	467.12	Rate Refund
EF082935	10/02/23	99998	Central Paragon Property	715.87	Reimbursements
EF082938	17/02/23	165539	Diabetes Association Of WA (INC)	400.00	Hall Bond Refund
EF082939	17/02/23	165685	Genesis Belmont (Was Fourward Health & Fitness)	400.00	Hall Bond Refund
EF082940	17/02/23	166111	Ausworks (WA) Pty Ltd (Outback Initiatives)	400.00	Hall Bond Refund
EF082941	17/02/23	166327	Airservices Australia	400.00	Hall Bond Refund
EF082942	17/02/23	166424	Kalamunda Christian School	400.00	Hall Bond Refund
EF082943	17/02/23	166636	Recfishwest	400.00	Hall Bond Refund
EF082944	17/02/23	166669	YMCA WA	400.00	Hall Bond Refund
EF082945	17/02/23	166742	Senses Australia	400.00	Hall Bond Refund
EF082946	17/02/23	167188	Southern Cross Austereo Treasury Pty Ltd	400.00	Hall Bond Refund
EF082947	17/02/23	01236	Department of Fire and Emergency Services	630,644.49	Emergency Services Levy
EF082950	17/02/23	00116	OneMusic - Australasian Performing Right Assoc	6,616.41	Subscription
EF082957	17/02/23	00600	Institute of Public Works Engineering WA	330.00	Membership Fee
EF082960	17/02/23	00656	Kewdale Primary School	2,000.00	Donation - Chaplaincy Support
EF082990	17/02/23	04079	Belmont Men's Shed Inc	27,500.00	Grants General - Memorandum of Understanding
EF083013	17/02/23	06085	Melanie Reid	776.44	Fuel and Office Equipment Reimbursement
EF083028	17/02/23	99998	Nik Hidding	4,361.25	Refund of Planning Application Fee
EF083037	23/02/23	03526	City of Belmont Corporate Card Executive Assistant Mayor/CEO	2,661.36	Reimbursements
EF083038	23/02/23	06181	City of Belmont Corporate Card Principal Governance	9.24	Reimbursements
EF083039	23/02/23	06342	City of Belmont Corporate Card Manager Public Relations	4,195.89	Reimbursements
EF083040	23/02/23	06409	City of Belmont Corporate Card Director Corporate & Gov	790.00	Reimbursements
EF083060	24/02/23	02126	Treenet Inc	1,760.00	Membership Fee
EF083061	24/02/23	02202	Australian Institute of Company Directors	1,249.00	Membership Fee
EF083081	24/02/23	99998	Graham Downs	179.04	Rate Refund
EF083082	24/02/23	99998	Venessa Anne Dufton	676.29	Rate Refund
EF083083	24/02/23	99998	Joseph Gardette	565.42	Rate Refund
EF083084	24/02/23	99998	Trafford Dean Gazsik	328.93	Crossover Subsidy
EF083085	24/02/23	99998	Joyce Agnes Burnett	565.42	Rate Refund
EF083086	24/02/23	99998	Madora Bay Tavern & Madora Bay	356.66	Rate Refund
EF083088	27/02/23	00116	OneMusic - Australasian Performing Right Assoc	1,794.47	Music Licensing Subscription
EF083129	27/02/23	01270	Perth Racing - WA Turf Club	2,461.25	Reimbursements
EF083241	27/02/23	164400	Zimbabwe Association of Western Australia Inc	330.00	Hall Bond Refund
EF083242	27/02/23	166778	KITWEK Association	400.00	Hall Bond Refund
EF083243	27/02/23	167174	Madura Batahena	400.00	Hall Bond Refund
Other Total				762,410.84	
Property, Plant & Equipment					
EF082979	17/02/23	02090	Woodlands Distributors & Agencies	5,772.25	Street Furniture - Drinking Fountain
EF083073	24/02/23	05621	Grillex	19,510.70	Street Furniture - Information Shelter at Tomato Lake
EF083098	27/02/23	00377	Dell Australia Pty Ltd	3,476.00	Computer Hardware
EF083150	27/02/23	02310	Exteria Pty Ltd - Landmark Engineering	20,555.70	Street Furniture - Bin Enclosures with Lids at Various Sites
EF083216	27/02/23	05862	Active Discovery	924.00	Playground Equipment
Property, Plant & Equipment Total				51,019.65	
Salaries/Wages					
EF082936	10/02/23	99971	SuperChoice	249,402.24	Superannuation Contribution
EF083024	17/02/23	99950	Australian Services Union	25.90	Salaries/Wages
EF083025	17/02/23	99952	Child Support Agency	779.55	Salaries/Wages
EF083026	17/02/23	99954	City of Belmont Social Club	335.00	Salaries/Wages
EF083027	17/02/23	99962	LGRCEU - WA Shire Councils Union	110.00	Salaries/Wages
EF083237	27/02/23	99950	Australian Services Union	25.90	Salaries/Wages
EF083238	27/02/23	99952	Child Support Agency	954.45	Salaries/Wages
EF083239	27/02/23	99954	City of Belmont Social Club	360.00	Salaries/Wages
EF083240	27/02/23	99962	LGRCEU - WA Shire Councils Union	110.00	Salaries/Wages
EF083244	28/02/23	99971	SuperChoice	124,937.79	Superannuation Contribution
SL000102	02/02/23	COB	City of Belmont Payroll	643,777.17	Salaries/Wages
Salaries/Wages Total				2,005,839.91	
Training and Conferences					
EF082833	03/02/23	05097	Quantified Tree Risk Assessment Ltd	1,067.00	Training
EF082863	10/02/23	00953	Planning Institute of Australia Limited	105.00	Training
EF082881	10/02/23	02719	Aveling	55.00	Training
EF082965	17/02/23	00953	Planning Institute of Australia Limited	570.00	Training
EF082975	17/02/23	01660	Local Government Planners Association	260.00	Training
EF082987	17/02/23	03760	Wilmot Loh	67.85	Conference Expenses

12.11 Monthly Activity Statement for February 2023

Voting Requirement	:	Simple Majority
Subject Index	:	32/009 - Financial Operating Statements
Location/Property Index	:	N/A
Application Index	:	N/A
Disclosure of any Interest	:	Nil
Previous Items	:	N/A
Applicant	:	N/A
Owner	:	N/A
Responsible Division	:	Corporate and Governance

Council role

Executive	The substantial direction setting and oversight role of the Council eg adopting plans and reports, accepting tenders, directing operations, setting and amending budgets.
------------------	---

Purpose of report

To provide Council with relevant monthly financial information for the 2022-2023 financial year.

Summary and key issues

The following report includes a concise list of material variances and the net current assets position for the month ending 28 February 2023.

Location

Not applicable.

Officer Recommendation

That the Monthly Financial Reports as at 28 February 2023 as included in Attachment 12.11.1 be received.

Officer Recommendation adopted en bloc by Absolute Majority - Refer to Resolution appearing at Item 12.

Consultation

There has been no specific consultation undertaken in respect to this matter.

Strategic Community Plan implications

In accordance with the 2020 – 2040 Strategic Community Plan:

Goal 5: Responsible Belmont

Strategy: 5.2 Manage the City's assets and financial resources in a responsible manner and provide the best possible services for the community

Policy implications

There are no policy implications associated with this report.

Statutory environment

Section 6.4 of the *Local Government Act 1995* in conjunction with Regulations 34 (1) of the *Local Government (Financial Management) Regulations 1996* requires monthly financial reports to be presented to Council.

Regulation 34(1) requires a monthly Statement of Financial Activity reporting on revenue and expenditure.

Regulation 34(5) determines the mechanism required to ascertain the definition of material variances which are required to be reported to Council as a part of the monthly report. It also requires Council to adopt a “percentage or value” for what it will consider to be material variances on an annual basis.

Background

Regulation 34(1) of the *Local Government (Financial Management) Regulations 1996* requires that financial statements are presented monthly to Council. The Statutory Monthly Financial Report is to consist of a Statement of Financial Activity reporting on revenue and expenditure as set out in the Annual Budget. It is required to include:

- Annual budget estimates
- Budget estimates to the end of the reporting month
- Actual amounts to the end of the reporting month
- Material variances between the monthly budgeted and actual amounts
- Net current assets as at the end of the reporting month.

Report

At the June 2022 Ordinary Council Meeting, Council adopted the materiality threshold for the 2022-2023 fiscal year as 10% of the budgeted closing surplus which is \$500,000 (i.e. amounts \$50,000 or more is considered to be a material variance). The below table provides a summary of significant variations based on this materiality threshold. The detailed financial activity report is included at Attachment 12.11.1.

Report Section	Budget YTD	Actual YTD	Report Comments
Operating Activities			
Revenue from operating activities (excluding rates)			
Operating grants, subsidies and contributions			
Works	168,628	233,468	Additional income for sanitation charges. More received than initially budgeted.
Economic & Community Development	47,625	148,090	Variance due to phasing of contribution received from Southern Cross Care
Fees and charges			
City Facilities & Property	661,149	809,809	All tenancies on level 2 of the Belmont Hub are now leased. There was also an increase in usage of community centres due to the new online booking system
Planning Services	237,667	407,679	Higher than anticipated income from application fees
Safer Communities	301,800	402,115	Revenue from one application fee was greater than initially budgeted
Economic & Community Development	105,338	223,958	Variance due to phasing of rental income received from Southern Cross Care
Other revenue			

Report Section	Budget YTD	Actual YTD	Report Comments
Finance	107,420	196,274	Higher than anticipated reimbursements for utilities, paid maternity leave and long service leave from other local governments. This offsets higher than anticipated expenditure.
City Facilities & Property	213,218	135,437	Lower than anticipated tenancy revenue.
Expenditure from operating activities			
Employee costs			
People & Culture	(779,959)	(597,016)	Salaries are below budget due to vacancies
Work Health & Safety	(190,738)	(112,279)	Salaries are below budget due to vacancies
Governance, Strategy & Risk	(1,298,133)	(1,058,124)	Salaries are below budget due to vacancies
Finance	(1,580,215)	(1,422,187)	Salaries are below budget due to vacancies
Information Technology	(785,549)	(714,035)	Salaries are below budget due to vacancies
Public Relations & Stakeholder Engagement	(586,592)	(376,696)	Salaries are below budget due to vacancies
Works	(1,319,332)	(1,144,695)	Salaries are below budget due to vacancies
Design, Assets & Development	(1,207,476)	(818,850)	Salaries are below budget due to vacancies
Parks, Leisure & Environment	(2,219,170)	(1,892,560)	Salaries are below budget due to vacancies
City Facilities & Property	(892,838)	(687,715)	Salaries are below budget due to vacancies
Planning Services	(1,352,615)	(1,096,494)	Salaries are below budget due to vacancies

Report Section	Budget YTD	Actual YTD	Report Comments
Safer Communities	(2,051,426)	(1,678,690)	Salaries are below budget due to vacancies
Materials and contracts			
Governance, Strategy & Risk	(429,728)	(288,867)	Belmont Trust work deferred to 2024
Information Technology	(1,257,521)	(1,353,703)	Network security projects progressed quicker than expected
Public Relations & Stakeholder Engagement	(727,830)	(597,805)	Underspend due to staff vacancies delaying projects and activities.
Works	(6,116,685)	(4,455,371)	FOGO implementation to align with collection contract starting in November 2023.
Design, Assets & Development	(355,266)	(172,218)	Reduced spending on agency contractors and invoices for consultancy services yet to be received.
City Projects	(214,375)	(19,497)	Claims for consultancy contracts yet to be received. Review to reflect updated project schedules
Parks, Leisure & Environment	(3,716,262)	(2,970,939)	Awaiting supplier invoices
Planning Services	(286,900)	(142,284)	Slower than anticipated progress on planning projects due to changes in project arrangements for DA6
Safer Communities	(1,758,430)	(1,628,451)	Installation of CCTVs infrastructure was delayed due to hardware issues. These projects are anticipated to be finished later this year. Underspending in Rangers linked to the postponed fit-outs of new Ranger vehicles.

Report Section	Budget YTD	Actual YTD	Report Comments
Library, Culture & Place	(1,263,856)	(909,605)	There is no expenditure to date for KidzFest due to the event being rescheduled to April 2023. The public art project on Wright Street entry Acknowledgement to Country was delayed due to undertaking further consultation.
Utility charges			
City Facilities & Property	(400,796)	(470,773)	Emergency Service Levy (ESL) for Operational Centre was not budgeted.
Depreciation on non-current assets	(5,973,290)	(5,647,023)	Variance due to the commencement of depreciation after finalisation of the annual audit.
Insurance expenses			
Governance, Strategy & Risk	(63,686)	(164,445)	Variance due to timing of internal insurance premiums recovery
Other expenditure			
People & Culture	932,487	737,975	ABC recovery less than budget due to reduced expenditure
Work Health & Safety	255,718	149,828	ABC recovery less than budget due to reduced expenditure
Governance, Strategy & Risk	(1,670,330)	(1,435,282)	ABC recovery less than budget due to reduced expenditure
Finance	904,395	811,201	Higher than anticipated reimbursements for utilities and paid parental leave.
Public Relations & Stakeholder Engagement	(341,981)	(258,334)	Underspend relating to Marketing & Communications with staff vacancies delaying projects and activities.
Parks, Leisure & Environment	(702,248)	(618,927)	Awaiting suppliers invoicing

Report Section	Budget YTD	Actual YTD	Report Comments
City Facilities & Property	(10,933)	(121,116)	ABC recovery less than budget due to reduced expenditure
Planning Services	18,108	(107,335)	ABC recovery less than budget due to reduced expenditure
Safer Communities	(482,442)	(426,642)	ABC recovery less than budget due to reduced expenditure
Economic & Community Development	(412,387)	(328,883)	Variance due to cancellation of Adachi exchange tour and other underspends.
Library, Culture & Place	(521,834)	(459,885)	Underspend for the Let's Celebrate Belmont Festival, ABC recovery lower for Library and Museum/Arts & Place than anticipated.
Non-cash amounts excluded from operating activities	5,874,815	5,661,103	Variance due to the commencement of depreciation after finalisation of the annual audit.
Investing Activities			
Non-operating grants, subsidies and contributions			
City Projects	Nil	475,664	Funding for Wilson Park Netball Courts received early
Parks, Leisure & Environment	Nil	281,519	Grant received from Department of Biodiversity was not budgeted.
Payments for property, plant and equipment			
Chief Executive Officer	(67,980)	Nil	Fleet delivery expected later in the year
Information Technology	(814,875)	(138,800)	Delay on network and AV projects due to staff constraints
Works	(256,382)	(91,446)	Acquisition of some fleet and plant delayed

Report Section	Budget YTD	Actual YTD	Report Comments
City Facilities & Property	(795,050)	(83,291)	Costs for Oasis roof repair lower than estimated
Planning Services	(110,955)	Nil	Fleet purchase to occur later in the year
Safer Communities	(369,332)	(176,853)	Rangers fleet replacement was delayed and will occur later in the year
Payments for construction of infrastructure			
Works	(2,739,217)	(1,916,669)	Several projects were completed below budget. New projects, such as Garvey Park Foreshore Pathway, will begin in March
City Projects	(2,418,308)	(2,287,905)	Final claims for Wilson Park Netball Court yet to be received.
Parks, Leisure & Environment	(3,303,783)	(1,151,582)	Delays due to supply issues
Proceeds from disposal of assets			
Design, Assets & Development	Nil	69,364	Disposal of two fleet vehicles occur earlier than expected
Planning Services	51,814	Nil	Fleet sales to occur later in the year
Safer Communities	119,576	27,455	Fleet disposal will occur later in the year
Financing Activities			
Transfers from cash backed reserves (restricted assets)	223,587	Nil	Timing of reserve transfer.
Amount raised from general rates	53,060,627	52,959,689	Variance due to interim rates levied being less than anticipated

In accordance with *Local Government (Financial Management) Regulations 1996*, Regulation 34 (2)(a) the following table explains the composition of the net current assets amount which appears at the end of the attached report.

Reconciliation of Net Current Assets to Statement of Financial Activity as at 28 February 2023

Current Assets	\$	Comment
Cash and investments	92,094,595	Includes municipal and reserves
- less non rate setting cash	(54,222,617)	Reserves
Receivables	6,804,999	Rates levied yet to be received and Sundry Debtors
ESL Receivable	(889,533)	ESL Receivable
Stock on hand	262,982	
Total Current Assets	44,050,426	
Current Liabilities		
Creditors and provisions	(9,648,674)	Includes ESL and deposits
- less non rate setting creditors & provisions	3,652,209	Cash backed LSL, current loans & ESL
Total Current Liabilities	(5,996,465)	
Net Current Assets 28/02/23	38,053,961	
Net Current Assets as Per Financial Activity Report	38,053,961	
Less Committed Assets	(37,553,961)	All other budgeted expenditure
Estimated Closing Balance	500,000	

Financial implications

The presentation of these reports to Council ensures compliance with the *Local Government Act 1995* and associated Regulations, and also ensures that Council is regularly informed as to the status of its financial position.

Environmental implications

There are no environmental implications associated with this report.

Social implications

There are no social implications associated with this report.

Attachment details

Attachment No and title
1. Financial Activity Report February 2023 [12.11.1 - 4 pages]

Attachment 12.11.1 Financial Activity Report February 2023

City of Belmont

Monthly Financial Activity Statement for the Period Ending February 2023

Note: Material variances have been identified in accordance with the Local Government (Financial Management) Regulations 34(1)(d) and Australian Accounting Standards (AASB 101). A variance on the budgeted closing balance has been applied in the determination of material variances.

M=Material Variance

Budget: 23CLRBD1, Actual: 23CLACT

Created:07-Mar-2023 12:55:26

	Budget	Budget YTD	Actual YTD	YTD Variance	YTD Var %
Revenue from operating activities (excluding rates)					
Operating grants, subsidies and contributions					
Finance	377,943	260,786	233,326	-27,459	-10.53%
Works	277,029	168,628	233,468	64,840	38.45% M
Design, Assets & Development	2,000	1,333	0	-1,333	-100.00%
Parks, Leisure & Environment	82,360	54,907	59,147	4,240	7.72%
Safer Communities	176,900	117,933	120,222	2,289	1.94%
Economic & Community Development	63,500	47,625	148,090	100,465	210.95% M
Library, Culture & Place	105,000	63,333	20,800	-42,533	-67.16%
Total Operating grants, subsidies and contributions	1,084,732	714,545	815,053	100,508	14.07%
Fees and charges					
Governance, Strategy & Risk	1,500	1,000	1,425	425	42.50%
Finance	192,578	176,035	174,170	-1,866	-1.06%
Public Relations & Stakeholder Engagement	4,000	2,667	0	-2,667	-100.00%
Works	6,379,110	6,337,030	6,363,184	26,155	0.41%
Design, Assets & Development	14,000	9,333	8,120	-1,213	-13.00%
Parks, Leisure & Environment	9,250	6,167	0	-6,167	-100.00%
City Facilities & Property	977,274	661,149	809,809	148,661	22.49% M
Planning Services	356,500	237,667	407,679	170,013	71.53% M
Safer Communities	452,700	301,800	402,115	100,315	33.24% M
Economic & Community Development	360,000	105,338	223,958	118,620	112.61% M
Library, Culture & Place	32,100	19,383	40,024	20,641	106.49%
Total Fees and charges	8,779,013	7,857,569	8,430,485	572,916	7.29%
Interest earnings					
Governance, Strategy & Risk	18,131	0	0	0	0.00%
Finance	974,376	608,762	601,446	-7,316	-1.20%
Total Interest earnings	992,507	608,762	601,446	-7,316	-1.20%
Other revenue					
Chief Executive Officer	0	0	101	101	0.00%
Governance, Strategy & Risk	7,000	4,333	11,763	7,430	171.45%
Finance	199,757	107,420	196,274	88,854	82.72% M
Information Technology	0	0	5,133	5,133	0.00%
Works	45,255	32,055	39,275	7,220	22.52%
Design, Assets & Development	2,450	1,633	1,532	-101	-6.18%
Parks, Leisure & Environment	1,000	500	2,841	2,341	468.21%
City Facilities & Property	308,803	213,218	135,437	-77,781	-36.48% M
Planning Services	300	200	6,283	6,083	3041.33%
Safer Communities	32,950	11,967	19,600	7,634	63.79%
Economic & Community Development	11,175	2,988	10,693	7,704	257.83%
Library, Culture & Place	7,000	4,667	14,913	10,246	219.56%
Total Other revenue	615,690	378,982	443,845	64,864	17.12%
Profit on asset disposals					
People & Culture	6,495	6,495	0	-6,495	-100.00%
Governance, Strategy & Risk	0	0	4,298	4,298	0.00%
Finance	7,158	3,720	0	-3,720	-100.00%
Information Technology	3,327	0	0	0	0.00%
Public Relations & Stakeholder Engagement	3,960	3,960	0	-3,960	-100.00%
Works	49,298	44,854	14,646	-30,208	-67.35%
Design, Assets & Development	7,543	7,543	0	-7,543	-100.00%

Attachment 12.11.1 Financial Activity Report February 2023

	Budget	Budget YTD	Actual YTD	YTD Variance	YTD Var %
Planning Services	7,127	7,127	0	-7,127	-100.00%
Safer Communities	22,231	18,879	3,527	-15,352	-81.32%
Economic & Community Development	6,762	2,822	0	-2,822	-100.00%
Total Profit on asset disposals	113,901	95,400	22,471	-72,929	-76.45%
	11,585,843	9,655,257	10,313,300	658,043	6.82%
Expenditure from operating activities					
Employee costs					
Chief Executive Officer	-799,351	-542,342	-519,545	-22,797	4.20%
People & Culture	-1,140,049	-779,959	-597,016	-182,943	23.46% M
Work Health & Safety	-288,601	-190,738	-112,279	-78,458	41.13% M
Governance, Strategy & Risk	-1,910,766	-1,298,133	-1,058,124	-240,009	18.49% M
Finance	-2,281,465	-1,580,215	-1,422,187	-158,029	10.00% M
Information Technology	-1,145,962	-785,549	-714,035	-71,514	9.10% M
Public Relations & Stakeholder Engagement	-843,773	-586,592	-376,696	-209,896	35.78% M
Works	-1,934,616	-1,319,332	-1,144,695	-174,637	13.24% M
Design, Assets & Development	-1,765,454	-1,207,476	-818,850	-388,626	32.18% M
City Projects	-472,461	-319,484	-307,310	-12,174	3.81%
Parks, Leisure & Environment	-3,262,339	-2,219,170	-1,892,560	-326,610	14.72% M
City Facilities & Property	-1,255,776	-892,838	-687,715	-205,123	22.97% M
Planning Services	-1,983,991	-1,352,615	-1,096,494	-256,121	18.94% M
Safer Communities	-3,011,026	-2,051,426	-1,678,690	-372,736	18.17% M
Economic & Community Development	-1,066,758	-723,292	-703,940	-19,351	2.68%
Library, Culture & Place	-2,583,544	-1,771,290	-1,744,328	-26,962	1.52%
Total Employee costs	-25,745,933	-17,620,450	-14,874,464	-2,745,986	15.58%
Materials and contracts					
Chief Executive Officer	-132,534	-79,109	-52,245	-26,864	33.96%
People & Culture	-242,948	-166,163	-130,844	-35,319	21.26%
Work Health & Safety	-92,750	-64,500	-37,308	-27,192	42.16%
Governance, Strategy & Risk	-586,013	-429,728	-288,867	-140,861	32.78% M
Finance	-755,818	-364,773	-380,708	15,935	-4.37%
Information Technology	-1,816,356	-1,257,521	-1,353,703	96,182	-7.65% M
Public Relations & Stakeholder Engagement	-1,001,048	-727,830	-597,805	-130,024	17.86% M
Works	-8,992,680	-6,116,685	-4,455,371	-1,661,315	27.16% M
Design, Assets & Development	-596,929	-355,266	-172,218	-183,048	51.52% M
City Projects	-588,856	-214,375	-19,497	-194,878	90.91% M
Parks, Leisure & Environment	-5,458,255	-3,716,262	-2,970,939	-745,322	20.06% M
City Facilities & Property	-2,643,574	-1,535,746	-1,577,576	41,830	-2.72%
Planning Services	-431,372	-286,900	-142,284	-144,616	50.41% M
Safer Communities	-2,599,983	-1,758,430	-1,628,451	-129,979	7.39% M
Economic & Community Development	-1,923,387	-1,139,833	-1,126,346	-13,488	1.18%
Library, Culture & Place	-2,047,807	-1,263,856	-909,605	-354,251	28.03% M
Total Materials and contracts	-29,910,308	-19,476,978	-15,843,767	-3,633,210	18.65%
Utility charges					
Chief Executive Officer	-4,153	-2,769	-4,509	1,741	-62.86%
People & Culture	-5,348	-3,565	-5,769	2,203	-61.80%
Work Health & Safety	-720	-480	-240	-240	50.00%
Governance, Strategy & Risk	-16,225	-10,817	-12,218	1,401	-12.95%
Finance	-10,521	-7,014	-8,350	1,336	-19.05%
Information Technology	-150,506	-102,361	-94,260	-8,100	7.91%
Public Relations & Stakeholder Engagement	-9,717	-6,478	-6,852	374	-5.77%
Works	-139,422	-106,615	-91,683	-14,932	14.01%
Design, Assets & Development	-10,183	-6,789	-7,911	1,122	-16.53%
City Projects	-1,740	-1,160	-1,171	11	-0.93%
Parks, Leisure & Environment	-239,791	-159,859	-146,569	-13,290	8.31%
City Facilities & Property	-601,194	-400,796	-470,773	69,977	-17.46% M
Planning Services	-7,627	-5,085	-6,854	1,769	-34.79%
Safer Communities	-41,961	-27,974	-30,395	2,421	-8.65%
Economic & Community Development	-54,072	-36,048	-33,041	-3,007	8.34%
Library, Culture & Place	-15,983	-10,655	-14,721	4,065	-38.15%

Attachment 12.11.1 Financial Activity Report February 2023

	Budget	Budget YTD	Actual YTD	YTD Variance	YTD Var %
Total Utility charges	-1,309,163	-888,464	-935,315	46,851	-5.27%
Depreciation on non-current assets	-8,959,935	-5,973,290	-5,647,023	-326,267	5.46% M
Interest expenses					
Finance	-571,292	-290,465	-289,382	-1,083	0.37%
Total Interest expenses	-571,292	-290,465	-289,382	-1,083	0.37%
Insurance expenses					
Chief Executive Officer	-400	-400	-1,399	999	-249.66%
People & Culture	-4,454	-4,454	-4,417	-37	0.83%
Governance, Strategy & Risk	-64,186	-63,686	-164,445	100,759	-158.21% M
Finance	-6,892	-6,892	-8,008	1,116	-16.19%
Information Technology	-11,281	-11,281	-11,681	400	-3.55%
Public Relations & Stakeholder Engagement	-14,502	-14,502	-15,046	544	-3.75%
Works	-169,586	-169,586	-170,141	555	-0.33%
Design, Assets & Development	-2,758	-2,758	-2,850	92	-3.35%
City Projects	0	0	-375	375	0.00%
Parks, Leisure & Environment	-117,201	-117,201	-116,804	-397	0.34%
City Facilities & Property	-250,798	-250,798	-250,898	100	-0.04%
Planning Services	-1,278	-1,278	-1,556	278	-21.76%
Safer Communities	-35,029	-35,029	-35,336	307	-0.88%
Economic & Community Development	-24,684	-24,684	-23,908	-776	3.15%
Library, Culture & Place	-873	-873	-829	-44	5.07%
Total Insurance expenses	-703,922	-703,422	-807,693	104,271	-14.82%
Other expenditure					
Chief Executive Officer	-205,104	-137,375	-138,100	725	-0.53%
People & Culture	1,392,284	932,487	737,975	194,512	20.86% M
Work Health & Safety	382,071	255,718	149,828	105,890	41.41% M
Governance, Strategy & Risk	-2,596,702	-1,670,330	-1,435,282	-235,047	14.07% M
Finance	1,237,571	904,395	811,201	93,194	10.30% M
Information Technology	3,173,169	2,157,907	2,168,547	-10,640	-0.49%
Public Relations & Stakeholder Engagement	-478,458	-341,981	-258,334	-83,647	24.46% M
Works	-895,451	-701,933	-666,276	-35,658	5.08%
Design, Assets & Development	-332,502	-228,051	-223,433	-4,618	2.02%
City Projects	-90,333	-60,938	-55,928	-5,010	8.22%
Parks, Leisure & Environment	-1,040,469	-702,248	-618,927	-83,322	11.86% M
City Facilities & Property	38,036	-10,933	-121,116	110,183	-1007.79% M
Planning Services	32,462	18,108	-107,335	125,443	692.75% M
Safer Communities	-712,483	-482,442	-426,642	-55,800	11.57% M
Economic & Community Development	-628,294	-412,387	-328,883	-83,504	20.25% M
Library, Culture & Place	-766,017	-521,834	-459,885	-61,948	11.87% M
Total Other expenditure	-1,490,221	-1,001,837	-972,591	-29,247	2.92%
Loss on asset disposals	-3,548	-3,548	-35,854	32,306	-910.54%
	-68,694,322	-45,958,454	-39,406,089	-6,552,365	14.26%
Non-cash amounts excluded from operating activities	8,192,883	5,874,815	5,661,103	213,712	3.64% M
Amount attributable to operating activities	-48,915,596	-30,428,382	-23,431,686	-5,680,610	
INVESTING ACTIVITIES					
Non-operating grants, subsidies and contributions					
Works	1,590,159	1,377,136	1,372,136	5,000	0.36%
City Projects	1,182,213	0	475,664	-475,664	0.00% M
Parks, Leisure & Environment	0	0	281,519	-281,519	0.00% M
City Facilities & Property	250,000	250,000	240,731	9,269	3.71%
Planning Services	50,000	33,333	0	33,333	100.00%
Total Non-operating grants, subsidies and contributions	3,072,372	1,660,469	2,370,049	-709,580	-42.73%

Attachment 12.11.1 Financial Activity Report February 2023

	Budget	Budget YTD	Actual YTD	YTD Variance	YTD Var %
Payments for property, plant and equipment					
Chief Executive Officer	-67,980	-67,980	0	-67,980	100.00% M
People & Culture	-44,875	-44,875	0	-44,875	100.00%
Governance, Strategy & Risk	-26,000	0	0	0	0.00%
Information Technology	-893,686	-814,875	-138,800	-676,075	82.97% M
Public Relations & Stakeholder Engagement	-33,000	0	0	0	0.00%
Works	-393,115	-256,382	-91,446	-164,936	64.33% M
Design, Assets & Development	-89,750	0	0	0	0.00%
City Projects	-44,875	0	0	0	0.00%
Parks, Leisure & Environment	-33,000	-33,000	-23,001	-9,999	30.30%
City Facilities & Property	-2,220,669	-795,050	-83,291	-711,759	89.52% M
Planning Services	-178,547	-110,955	0	-110,955	100.00% M
Safer Communities	-848,596	-369,332	-176,853	-192,479	52.12% M
Economic & Community Development	-44,875	-44,875	0	-44,875	100.00%
Library, Culture & Place	-102,875	-8,333	-27,360	19,027	-228.32%
Total Payments for property, plant and equipment	-5,021,843	-2,545,657	-540,751	-2,004,906	78.76%
Payments for construction of infrastructure					
Works	-5,145,818	-2,739,217	-1,916,669	-822,549	30.03% M
City Projects	-3,064,680	-2,418,308	-2,287,905	-130,403	5.39% M
Parks, Leisure & Environment	-4,734,340	-3,303,783	-1,151,582	-2,152,201	65.14% M
Total Payments for construction of infrastructure	-12,944,838	-8,461,308	-5,356,156	-3,105,152	36.70%
Proceeds from disposal of assets					
Chief Executive Officer	46,350	46,350	0	46,350	100.00%
People & Culture	30,597	30,597	0	30,597	100.00%
Governance, Strategy & Risk	26,372	0	28,727	-28,727	0.00%
Information Technology	54,008	0	0	0	0.00%
Public Relations & Stakeholder Engagement	30,297	30,297	17,273	13,024	42.99%
Works	167,290	92,326	53,500	38,826	42.05%
Design, Assets & Development	55,574	0	69,364	-69,364	0.00% M
City Projects	29,878	29,878	0	29,878	100.00%
Parks, Leisure & Environment	20,512	20,512	0	20,512	100.00%
City Facilities & Property	54,577	0	0	0	0.00%
Planning Services	83,615	51,814	0	51,814	100.00% M
Safer Communities	266,622	119,576	27,455	92,121	77.04% M
Economic & Community Development	23,195	23,195	0	23,195	100.00%
Library, Culture & Place	53,492	0	0	0	0.00%
Total Proceeds from disposal of assets	942,379	444,545	196,318	248,227	55.84%
Amount attributable to investing activities	-13,951,930	-8,901,951	-3,330,540	-5,571,411	62.59%
FINANCING ACTIVITIES					
Repayment of borrowings	-595,216	-294,800	-294,800	0	0.00%
Transfers to cash backed reserves (restricted assets)	-6,531,379	0	0	0	0.00%
Transfers from cash backed reserves (restricted assets)	5,227,271	223,587	0	223,587	100.00% M
Amount attributable to financing activities	-1,899,324	-71,213	-294,800	223,587	-313.97%
Net current assets (budgeted) at start of fin. year - surplus/(deficit)	12,151,298	12,151,298	12,151,298		
Budgeted deficiency before general rates	-52,615,552	-27,250,248	-14,905,728		
Amount raised from general rates	53,115,552	53,060,627	52,959,689	-100,938	M
Net current assets at end of financial period - surplus/(deficit)	500,000	25,810,379	38,053,961		

I 3 Reports by the Chief Executive Officer

I 3.1 Request for leave of absence

Nil.

I 3.2 Notice of motion

Nil.

I 4 Matters for which the meeting may be closed

Mr J Christie disclosed at Item 3 of the Agenda “Disclosure of Interest” an Impartiality Interest in the following item in accordance with Regulation 22 of the *Local Government (Model Code of Conduct) Regulations 2021*.

As there were no questions or debate on this item, the meeting did not proceed behind closed doors.

I 4.1 Staff Matter - Chief Executive Officer Interim Review 2022-2023

Committee Recommendation

Davis moved, Wolff seconded

That Council note the information provided by the Chief Executive Officer on interim progress against the Goals and Targets set by Council for the Chief Executive Officer for the 2022-2023 review year.

Carried Unanimously 7 votes to 0


I 5 Closure

There being no further business, the Presiding Member thanked everyone for their attendance and closed the meeting at 8.13pm.

Minutes confirmation certification

The undersigned certifies that these Minutes of the Ordinary Council Meeting held on 28 March 2023 were confirmed as a true and accurate record at the Ordinary Council Meeting held 26 April 2023:

Signed by the Person Presiding: _____



PRINT name of the Person Presiding: **PHILIP MARKS**