



Ordinary Council Meeting

Amended

Agenda¹

31 October 2023

BELMONT
CITY OF OPPORTUNITY



¹ The Agenda was amended on 30 October 2023 to include Responses to questions taken on notice at the Special Council Meeting held on 19 September 2023 from Ms L Hollands (refer page 8).

Notice of Meeting

An **Ordinary Council Meeting** will be held in the Council Chamber of the **City of Belmont Civic Centre**, 215 Wright Street, Cloverdale, on **Tuesday 31 October 2023**, commencing at 7.00pm.

John Christie
Chief Executive Officer

Please read the following important disclaimer before proceeding

Any plans or documents in agendas and minutes may be subject to copyright. The express permission of the copyright owner must be obtained before copying any copyright material.

Any statement, comment or decision made at a Council meeting regarding any application for an approval, consent or licence, including a resolution of approval, is not effective as an approval of any application and must not be relied upon as such.

Any person or entity who has an application before the City must obtain, and should only rely on, written notice of the City's decision and any conditions attaching to the decision, and cannot treat as an approval anything said or done at a Council meeting.

Any advice provided by an employee of the City on the operation of a written law, or the performance of a function by the City, is provided in the capacity of an employee, and to the best of that person's knowledge and ability. It does not constitute, and should not be relied upon, as a legal advice or representation by the City. Any advice on a matter of law, or anything sought to be relied upon as a representation by the City should be sought in writing and should make clear the purpose of the request. Any plans or documents in agendas and minutes may be subject to copyright.

CITY OF BELMONT

Ordinary Council Meeting

Agenda

Table of Contents

31 October 2023

Item	Subject Heading	Page
1	Official Opening	6
2	Apologies and leave of absence	6
3	Declarations of interest that might cause a conflict	6
3.1	Financial Interests	7
3.2	Disclosure of interest that may affect impartiality	7
4	Announcements by the Presiding Member (without discussion) and declarations by Members	7
4.1	Announcements	7
4.2	Disclaimer	8
4.3	Declarations by Members who have not given due consideration to all matters contained in the business papers presently before the meeting	8
5	Public question time	8
5.1	Responses to questions taken on notice	8
5.1.1	Ms L Hollands, Redcliffe	8
5.1.2	Ms L Hollands on behalf of Belmont Resident and Ratepayer Action Group (BRRAG)	10
5.1.3	Ms L Hollands, Redcliffe	11
5.1.4	Mr M Cardozo, Redcliffe	12
5.1.5	Mr A Bell, Redcliffe	12
5.1.6	Mr R Padua, Redcliffe	13
5.1.7	Mr M Russell, Cloverdale	15
5.1.8	Mr L Rosolin, Belmont	15
5.2	Questions from members of the public	16

6	Confirmation of Minutes/receipt of Matrix	16
6.1	Special Council Meeting held 19 September 2023.....	16
6.2	Ordinary Council Meeting held 26 September 2023.....	16
6.3	Matrix for the Agenda Briefing Forum held 24 October 2023	16
7	Questions by Members on which due notice has been given (without discussion)	16
8	Questions by members without notice	17
8.1	Responses to questions taken on notice	17
8.2	Questions by members without notice.....	17
9	New business of an urgent nature approved by the person presiding or by decision	17
10	Business adjourned from a previous meeting	17
11	Reports of committees	17
12	Reports of administration.....	18
12.1	Disposal of Land - Reserve Lot 8873 Noble Street, Kewdale	18
12.2	Squash Western Australia – Annual Contribution Request	25
12.3	Q21-2023 - Supply and Install Irrigation Systems 2023-2024	32
12.4	Environment and Sustainability Strategy 2023 - 2033 - Final Endorsement	37
12.5	2023-2024 October Budget Review	77
12.6	Appointments and Nominations to Other Committees/Groups.....	127
12.7	Standing Committee (Audit and Risk) - Appointment of an Independent Member	152
12.8	Accounts for Payment - September 2023.....	156
12.9	Monthly Financial Report for September 2023	169
13	Reports by the Chief Executive Officer	185
13.1	Request for leave of absence	185
13.2	Notice of motion.....	185
14	Matters for which the meeting may be closed.....	185
15	Closure	185

Attachments Index

Attachment 5.1.6.1 – Item 5.1.6 refers
Attachment 12.4.1 – Item 12.4 refers
Attachment 12.4.2 – Item 12.4 refers
Attachment 12.5.1 – Item 12.5 refers
Attachment 12.5.2 – Item 12.5 refers
Attachment 12.5.3 – Item 12.5 refers
Attachment 12.6.1 – Item 12.6 refers
Attachment 12.8.1 – Item 12.8 refers
Attachment 12.9.1 – Item 12.9 refers

Confidential Attachments Index

Confidential Attachment 12.1.1 – Item 12.1 refers
Confidential Attachment 12.1.2 – Item 12.1 refers
Confidential Attachment 12.2.1 – Item 12.2 refers
Confidential Attachment 12.2.2 – Item 12.2 refers
Confidential Attachment 12.2.3 – Item 12.2 refers
Confidential Attachment 12.3.1 – Item 12.3 refers
Confidential Attachment 12.3.2 – Item 12.3 refers
Confidential Attachment 12.7.1 – Item 12.7 refers
Confidential Attachment 12.7.2 – Item 12.7 refers

Alternative Formats

This document is available on the City of Belmont website and can be requested in alternative formats including electronic format by email, in hardcopy both in large and standard print and in other formats as requested. For further information please contact the Community Development team on (08) 9477 7219. For language assistance please contact TIS (Translating and Interpreting Service) on 131 450.

**Councillors are reminded to retain any
confidential papers for discussion with the minutes.**

I Official Opening

The Presiding Member will read aloud the Acknowledgement of Country.

Acknowledgement of Country

Before I begin, I would like to acknowledge the Whadjuk Noongar people as the Traditional Owners of this land and pay my respects to Elders past, present and emerging.

I further acknowledge their cultural heritage, beliefs, connection and relationship with this land which continues today.

The Presiding Member will cause the Affirmation of Civic Duty and Responsibility to be read aloud by a Councillor.

Affirmation of Civic Duty and Responsibility

I make this affirmation in good faith and declare that I will duly, faithfully, honestly, and with integrity fulfil the duties of my office for all the people in the City of Belmont according to the best of my judgement and ability.

I will observe the City's Code of Conduct and Standing Orders to ensure efficient, effective and orderly decision making within this forum.

2 Apologies and leave of absence

Cr N Carter (apology)

South Ward

3 Declarations of interest that might cause a conflict

Councillors/Staff are reminded of the requirements of s5.65 of the *Local Government Act 1995*, to disclose any interest during the meeting when the matter is discussed, and also of the requirement to disclose an interest affecting impartiality under the City's Code of Conduct for Council Members, Committee Members and Candidates and the Code of Conduct for Employees.

3.1 Financial Interests

A declaration under this section requires that the nature of the interest must be disclosed. Consequently, a member who has made a declaration must not preside, participate in, or be present during any discussion or decision-making procedure relating to the matter the subject of the declaration.

Other members may allow participation of the declarant if the member further discloses the extent of the interest and the other members decide that the interest is trivial or insignificant or is common to a significant number of electors or ratepayers.

Name	Item No and Title	Nature of Interest (and extent, where appropriate)

3.2 Disclosure of interest that may affect impartiality

Councillors and staff are required (Code of Conduct), in addition to declaring any financial interest, to declare any interest that might cause a conflict. The member/employee is also encouraged to disclose the nature of the interest. The member/employee must consider the nature and extent of the interest and whether it will affect their impartiality. If the member/employee declares that their impartiality will not be affected then they may participate in the decision-making process.

Name	Item No and Title	Nature of Interest (and extent, where appropriate)

4 Announcements by the Presiding Member (without discussion) and declarations by Members

4.1 Announcements

4.2 Disclaimer

Any plans or documents in agendas and minutes may be subject to copyright. The express permission of the copyright owner must be obtained before copying any copyright material.

Any statement, comment or decision made at a Council meeting regarding any application for an approval, consent or licence, including a resolution of approval, is not effective as an approval of any application and must not be relied upon as such.

Any person or entity that has an application before the City must obtain, and should only rely on, written notice of the City's decision and any conditions attaching to the decision, and cannot treat as an approval anything said or done at a Council meeting.

Any advice provided by an employee of the City on the operation of a written law, or the performance of a function by the City, is provided in the capacity of an employee, and to the best of that person's knowledge and ability. It does not constitute, and should not be relied upon, as a legal advice or representation by the City. Any advice on a matter of law, or anything sought to be relied upon as a representation by the City should be sought in writing and should make clear the purpose of the request. Any plans or documents in agendas and minutes may be subject to copyright.

4.3 Declarations by Members who have not given due consideration to all matters contained in the business papers presently before the meeting

5 Public question time

5.1 Responses to questions taken on notice

5.1.1 Ms L Hollands, Redcliffe²

The following questions were taken on notice at the 19 September 2023 Special Council Meeting. Ms Hollands was provided with a response on 2 October 2023. The response from the City is recorded accordingly:

1. How much in dollar terms was any previous financial assistance for this matter and if it was one of the four people in the election, would it be appropriate for them to spend large amounts of money on election material and then ask us for money for this?

² Responses added for Ms L Hollands

Response

\$4,520 (ex-GST) was provided under CP28 – Legal Representation for Elected Members and Employees. All funds were remitted to a firm of solicitors. The request for financial assistance was made and provided in accordance with Council Policy 28.

2. On the basis that it is an ongoing matter, would any allegation of Code of Conduct be regarded as improper in regard to the policy?

Response

The City does not believe so.

3. How much additional money will it cost to get a formal agreement with the City's lawyers and how much did it cost for any previous formal agreements for the same matter?

Response

No costs were incurred in the preparation of a deed. The City used an existing deed suitably amended for this purpose.

4. The motion is asking for financial assistance to the value of \$5,000, given this is further assistance, does this mean \$5,000 has already been given and if it is for the same matter, is this likely going to be an ongoing situation and how much could that go to?

Response

Refer to question 1. The City is not in a position to answer the second part of the question as it is speculative in nature.

5. If it only up to \$5,000, why did we have to have a Special Council Meeting for this at this time when we have an ordinary Council meeting next week?

Response

As Council Policy requires Council to determine the matter, it was thought fit and proper given the City had an Agenda Briefing Forum in place to hold a Special Council Meeting on the same night.

5.1.2 Ms L Hollands on behalf of Belmont Resident and Ratepayer Action Group (BRRAG)

The following questions were taken on notice at the 26 September 2023 Ordinary Council Meeting. Ms Hollands was provided with a response on 18 October 2023. The response from the City is recorded accordingly:

1. In August there was another Code of Conduct matter, the minutes indicate there were seven councillors in attendance and voted on the matter, the Mayor was an apology. Unless the Mayor is prepared to acknowledge the complaint was about him, the only conclusion I can come to was that the person who was the subject of the complaint voted for themselves. How can a reasonable person consider that this is fair to the complainant?

Response

Per section 5.21(2) of the *Local Government Act 1995*, a Councillor if present at the meeting must vote on all matters on the agenda unless they have declared a financial interest. An impartiality disclosure does not stop a Councillor from discussing or voting on an item.

2. Did Council decide if the person which the complaint was about could participate and vote and why was this not recorded in the minutes in accordance with Section 5.68 (2) of the *Local Government Act 1995* which reads "a decision under this section is to be recorded in the minutes of the meeting relating to the matter together with a) the extent of the participation allowed by the Council or committee"?

Response

Section 5.68 falls under Division 6 of the Act that relates to disclosure of financial interests and gifts. It therefore did not apply to the Code of Conduct matter as no financial disclosures were made.

3. According to Section 5.21 (4) of the Local Government Act, the minutes must include the total votes cast for, total votes cast against and the individual vote of each member of Council or Committee. There was no recording of the voting on the Code of Conduct matter in the February Council Minutes, could this be rectified, and if not why not?

Response

Section 5.21(4) was amended as part of recent local government reforms and applies from 1 July 2023 (gazetted on 30 June 2023). It therefore did not apply for the February 2023 council meeting. Please refer to Local Government Amendment Act 2023 and Gazette 85 of 2023.

5. Could Mr Downing advise the difference between a Code of Conduct matter and a breach of the regulations which amounts to a minor breach, which matters come under what headings?

Response

Local Government (Model Code of Conduct) Regulations 2021 have two parts. The first part is the Model Code of Conduct are contained in Regulations 1 to 15. Matters that arise from this part of the Model Code of Conduct are dealt with by Council through the City's Complaints Officers. The second part of the Model Code of Conduct is referred to as the Rules of Conduct and is contained in Regulations 16 to 23. Matters that arise from this part of the Model Code of Conduct are dealt with by the Standards Panel through the City's Complaints Officer.

5.1.3 Ms L Hollands, Redcliffe

The following questions were taken on notice at the 26 September 2023 Ordinary Council Meeting. Ms Hollands was provided with a response on 18 October 2023. The response from the City is recorded accordingly:

4. Does the City of Belmont, either now or are they likely to in the future, refuse entry to any resident for ticketed events for any reason whatsoever if they fail to get a ticket through Eventbrite?

Response

The City may put ticketing limits on events for a number of reasons. Eventbrite is the main way that the City currently asks people to obtain tickets for ticketed events, however, if a person has trouble accessing Eventbrite or prefers not to do so they may contact the City through other means and City staff can assist them in registering to obtain a ticket.

If a person turns up to an event that has ticketing limits on it and have made no attempt to obtain a ticket in advance through Eventbrite or by contacting City staff for assistance, then it is possible they will be turned away.

5. In respect to SpacetoCo, can I have a total cost of the booking fees received by the City for use of their venues as well as the cost associated or paid to SpacetoCo over the same period for use of this service?

Response

In the 2022-2023 financial year:

- **Total income received from booking fees was \$345,701.20.**

Total fees paid to SpacetoCo was \$57,475.13.

5.1.4 Mr M Cardozo, Redcliffe

The following question was taken on notice at the 26 September 2023 Ordinary Council Meeting. Mr Cardozo was provided with a response on 18 October 2023. The response from the City is recorded accordingly:

4. The City has an Engagement – Community and Stakeholders Policy that states as an objective as quoted “To foster and support an engagement culture that keeps people informed on matters that affect them and respects and encourages the participation of community and stakeholders in decision-making processes.” When there are only two roads that share an identical connectivity to Great Eastern Highway, does the City believe that it has met this community engagement threshold with respect to Lyall Street residents and the traffic calming decision for Moreing Street?

Response

The section of the Engagement – Community and Stakeholders Policy referred to has a broad objective and may not necessarily apply to some capital projects.

Works notification for most projects is generally limited to those residents within the construction zone. Some adjacent residents may be informed if during the project they are affected by a detour.

5.1.5 Mr A Bell, Redcliffe

The following questions were taken on notice at the 26 September 2023 Ordinary Council Meeting. Mr Bell was provided with a response on 18 October 2023. The response from the City is recorded accordingly:

1. Recently the City of Vincent installed traffic calming measures due to a very high percentage of through traffic by supporting local residents on the basis of the Primary Criteria of the Main Roads WA Hierarchy and definition of an access road. Why didn't the City address the primary criteria of an Access Road to support the need for traffic calming like the City of Vincent example in the first Lyall Street petition?

Response

The Main Roads WA Hierarchy determines the type (category) of a road only, then the City's Traffic Management Warrant System is applied towards determining the appropriate action required.

2. Can the City advise their formula to calculate the percentage of through traffic?

Response

The City has not applied a formula to calculate the through traffic volumes on any of its roads. The City's roads are for all registered vehicles of residents and visitors and will consider new treatments based on proven traffic data.

3. The City intends to complete traffic counts post the installation of traffic calming on Stanton Road to assess their effectiveness. Lyall Street resident research reveals that Local Government Authorities are completing traffic engineering modelling prior to traffic calming installation based on recognised traffic engineering principles and known industry standards. Has the City completed any traffic modelling to confirm that the proposed traffic calming will make Stanton Road the slower route to Great Eastern Highway?

Response

No traffic engineering modelling has been completed to date for the traffic calming works on Stanton Road.

A comparative assessment of traffic data (volumes and speeds) before and after the works will be the objective measure of performance.

4. Based on the June traffic data, can the City advise Council and Lyall Street residents whether or not Lyall Street meets or satisfies all of the primary criteria of an access road under the Main Roads WA Road Hierarchy?

Response

Lyall Street meets the primary criteria for an Access Road.

Traffic data is not a singular determination of whether Lyall Street is an Access Road.

5.1.6 Mr R Padua, Redcliffe

The following question was taken on notice at the 26 September 2023 Ordinary Council Meeting. Mr Padua was provided with a response on 18 October 2023. The response from the City is recorded accordingly:

2. Can the City publish the breakdown of warrant criteria and point allocation that resulted in a total score of the 35 points used for the Lyall Street first petition preliminary traffic calming assessment?

Response

A copy of the Local Area Traffic Management Warrant is provided as an attachment (refer Attachment 5.1.6.1).

Attachment 5.1.6.1 Local Area Traffic Management Warrant for Lyall Street

Local Area Traffic Management Warrant System Report

Report Date: 4/02/2022

Possibility of black spot submission: No

Suggested Recommendations
 Indicates that LATM measures are unlikely to provide any marked improvements in terms of safety and amenity. Consider any low cost measures (if appropriate) - no further action required.

General
 Resident / Councillor Name: [REDACTED]
 Address: [REDACTED]
 Phone Number: [REDACTED]

Complaint Information
 Complaint Date (dd/mm/yyyy): [REDACTED]
 Complaint Description: Request for speed humps

Complaint Address: [REDACTED]

Engineer Name: [REDACTED]
 Reference Number: [REDACTED]
 Date (dd/mm/yyyy): 19-1-2022
 Road Type: Access Road
 Road Name(s) from intersection to intersection: Great Eastern HWY to Stanton Rd
 Request Description: Road Section
 Location Area: [REDACTED]
 Posted Road Speed (km/h): 50

Traffic Profile	Selected Value	Score
Area Demographic	Residential	n/a
Traffic Volumes (ADT)	2,001 to 3,000 vehicles	1
Percentage HCV's	8% or more	10
85%ile speed (number of km/h over the posted speed limit)	1 to 4 km/h	2

Road Events (last 5 years)	Selected Value	Score
# of Fatalities	0	0
# of Injury Crashes	0	0
# of Non-Injury Crashes	7	17

Topography (Restricted Sight)	Selected Value	Score
Crest curve	Yes	2
Horizontal curve	No	0
Bends with restricted site	No	0

Activity Centre within 1km of study area	Selected Value	Score
College	No	0
School	Yes	1
Retail area (more than one outlet)	Yes	1
Small open space / park	Yes	1
Park with play area	No	0
Large Park with Sports area	No	0

Vulnerable Road Users	Selected Value	Score
Presence of controlled pedestrian crossing (zebra / signalised)	No	0
Presence of a cycle route (on road / off road)	No	0
Presence of a bus route (i.e. are peds likely to be crossing to access bus stop and how frequently?)	No	0


Additional Considerations	Selected Value
Are there any existing LATM treatment measures present?	Yes
Is Street Lighting present?	Yes
Has there been any previous issues raised with 1km of study area?	Yes
Has this issue been raised via a Council Member?	No
Is there a presence of On-Street Parking?	No

Score

35

Priority

LOW PRIORITY




5.1.7 Mr M Russell, Cloverdale

The following questions were taken on notice at the 26 September 2023 Ordinary Council Meeting. Mr Russell was provided with a response on 18 October. The response from the City is recorded accordingly:

1. The Director of Governance said in response to a question by Cr Wolff at the July Ordinary Council Meeting that a guide will be required for what is a public document against an operational document. Has this guide been completed, if so, can this information be released to the public?

Response

High level guidance has been provided to Senior Officers with an additional direction to seek advice from the Governance team as necessary. The City is currently reviewing its document structure and further guidance will be provided to Officers at that stage.

2. What is the turnover rate for the City in the last 12 months?

Response

The City's Turnover for the year ended June 2023 was 17.6%.

3. Have the recipients of the last Community Contribution Fund round been announced?

Response

There are no public announcements in relation to the Community Contribution fund. Written advice was provided to all applicants in June - July 2023 in relation to the Round 2, 2022/2023 Community Contribution fund applications.

5.1.8 Mr L Rosolin, Belmont

The following questions were taken on notice at the 26 September 2023 Ordinary Council Meeting. Mr Rosolin was provided with a response on 18 October 2023. The response from the City is recorded accordingly:

1. What is the cost of replacing a bus stop seat and what is the point of continuing to replace them?

Response

The cost of a new aluminium slat seat is \$2,175 including GST. Installation costs will vary depending on location and if any traffic management is required.

The City will continue to repair/replace seats at bus stops to maintain service levels and to provide convenience for customers.

3. Did Council borrow money for the Hub, how much do we still owe the State, how much is the interest and how much and in what does the City invest?

The City borrowed \$15m from WA Treasury Corporation (WATC) in 2018 for a period of 20 years at an interest rate of 3.81% fixed for the life of the loan. As at 30 June 2023 the City owes WATC \$12.2m.

The City invests surplus cash in term deposits with major Australian Banks. The weighted average interest being achieved on Council's investments is just under 5%.

5.2 Questions from members of the public

6 Confirmation of Minutes/receipt of Matrix

6.1 Special Council Meeting held 19 September 2023

Officer Recommendation

That the Minutes of the Special Council Meeting held on 19 September 2023, as printed and circulated to all Councillors, be confirmed as a true and accurate record.

6.2 Ordinary Council Meeting held 26 September 2023

Officer Recommendation

That the Minutes of the Ordinary Council Meeting held on 26 September 2023, as printed and circulated to all Councillors, be confirmed as a true and accurate record.

6.3 Matrix for the Agenda Briefing Forum held 24 October 2023

Officer Recommendation

That the Matrix of the Agenda Briefing Forum held on 24 October 2023, as printed and circulated to all Councillors, be received and noted.

7 Questions by Members on which due notice has been given (without discussion)

8 Questions by members without notice

8.1 Responses to questions taken on notice

8.2 Questions by members without notice

9 New business of an urgent nature approved by the person presiding or by decision

10 Business adjourned from a previous meeting

11 Reports of committees

Nil.

I2 Reports of administration

12.1 Disposal of Land - Reserve Lot 8873 Noble Street, Kewdale

Voting Requirement	:	Absolute Majority
Subject Index	:	11/005
Location/Property Index	:	Lot 8873 on Plan 9499 Noble Street, Kewdale
Application Index	:	N/A
Disclosure of any Interest	:	N/A
Previous Items	:	N/A
Applicant	:	N/A
Owner	:	City of Belmont
Responsible Division	:	Infrastructure Services

Council role

Executive The substantial direction setting and oversight role of the Council e.g. adopting plans and reports, accepting tenders, directing operations, setting and amending budgets.

Purpose of report

Council to consider approving the disposal of Lot 8873 on Plan 9499 Noble St, Kewdale by way of sale, and advertise the disposition by public notice to invite submissions.

Summary and key issues

- The City of Belmont (the City) is the freehold owner of Lot 8873 on Plan 9499 Noble Street, Kewdale (the Land).
- The Land comprises an area of 1108m² and is zoned 'Industrial' under the City's Local Planning Scheme 15.
- The City has received an unsolicited proposal to purchase the land from an adjacent landowner, who intends to use the site for parking and laydown/storage.
- A local government may dispose of a property by way of sale in accordance with section 3.58 of the *Local Government Act 1995*.
- This item recommends Council approve the disposition of the land subject to any submissions being received during the submission period.

A site analysis of Lot 8873 Noble Street, Kewdale is provided in Confidential Attachment 12.1.2.

Officer Recommendation

That Council:

1. Authorise the Chief Executive Officer to advertise by public notice to invite submissions for the disposal of Lot 8873 on Plan 9499 Noble Street, Kewdale by way of sale under section 3.58 of the *Local Government Act 1995* and refer any submissions back to Council for consideration.
2. Delegates to the Chief Executive Officer the authority to enter into a contract of sale for Lot 8873 on Plan 9499 Noble Street, Kewdale on terms satisfactory to the City and in accordance with the market valuation, subject to no submissions being received.
3. Authorise the following amendment to the 2023-2024 Budget relating to the sale of Lot 8873 on Plan 9499 Noble Street, Kewdale:

Account	Account Description	Current Budget	Proposed Budget \$	Movement \$
911900-00-6254-000	City Facilities and Property	0	(340,000)	(340,000)
915000-00-3833-000	Land Acquisition Reserve	0	340,000	340,000
	TOTAL	0	0	0

Location



Figure 1: Aerial View of Lot 8873 on Plan 9499 Noble Street, Kewdale



Figure 2: Front View of Lot 8873 on Plan 9499 Noble Street, Kewdale

Consultation

Internal

Consultation was undertaken with the following internal teams:

- Planning Services
- Parks, Leisure and Environment
- Works
- Urban Forest
- Infrastructure Development.

External

There has been no specific external stakeholder engagement to date, however following endorsement by Council, the disposal will be advertised for public comment for a period of two weeks.

Strategic Community Plan implications

In accordance with the 2020 – 2040 Strategic Community Plan:

Goal 5: Responsible Belmont

Strategy: 5.2 Manage the City's assets and financial resources in a responsible manner and provide the best possible services for the community.

Policy implications

There are no policy implications associated with this report.

Statutory environment

The City is bound by specific conditions under the *Local Government Act 1995* with regard to the disposal of property. In this context, disposing of a property means to 'sell, lease or otherwise dispose of, whether absolutely or not.'

Section 3.58 of the Act enables a local government to dispose of property to the highest bidder at a public auction, by way of a public tender process or by giving local public notice of the proposed disposition and following the public consultation process as prescribed by sub-section section 3.58 (3) of the Act.

In this sub-section it is stated:

- (3) A local government can dispose of property other than under subsection (2) if, before agreeing to dispose of the property —
 - (a) it gives local public notice of the proposed disposition —
 - (i) describing the property concerned; and
 - (ii) giving details of the proposed disposition; and
 - (iii) inviting submissions to be made to the local government before a date to be specified in the notice, being a date not less than 2 weeks after the notice is first given;
- and
- (b) it considers any submissions made to it before the date specified in the notice and, if its decision is made by the council or a committee, the decision and the reasons for it are recorded in the minutes of the meeting at which the decision was made.

Section 3.59 of the Act requires that before a local government enters into a major land transaction, the local government is to prepare a business plan and make available that plan for public inspection, inviting and considering any submissions received. A major land transaction for local governments as described by Regulation 8A(1)(a) of the *Local Government (Functions and General) Regulations 1996* is any transaction that is the lessor of \$10 million or greater than 10% of the operational expenditure incurred by the local government in the last completed year.

Considering the proposed disposal does not meet the requirements stated within Regulation 8A(1)(a), section 3.59 of the *Local Government Act 1995* does not need to be considered.

Background

The legal description of the subject land is Lot 8873 on Plan 9499, being the whole of the land comprised in Certificate of Title Volume 2951 Folio 56.

Historically, Lot 8873 on Plan 9499 was Crown land reserve vested with the City for the purpose of Parks and Recreation, however was never used for that purpose.

At the Ordinary Council Meeting held 21 October 2008, the Council resolved to acquire the reserve from the Crown, pursuant to the requirements of the State Government with respect to reserves.

The reserve was subsequently transferred to the City in freehold on the 17 July 2018 for \$22,000 effecting the creation of Lot 8873 on Plan 9499 (the Land).

The Land is currently zoned 'Industrial' under the City of Belmont Local Planning Scheme 15. This zoning is flexible in terms of industrial land uses and allows the City to approve a wide range of industrial activities subject to conditions.

Future development options are constrained by two existing easements requiring a portion of the Land to remain unobstructed at all times for access and drainage purposes.

The City has received an unsolicited proposal from R C Sadlier Pty Ltd, the owner of 462 Belmont Avenue, which adjoins the northwest boundary of the Land. R C Sadlier Pty Ltd is a privately owned family transport business specialising in supply-chain solutions and services including logistics and packaging.

The proposal seeks Council consideration and approval for R C Sadlier Pty Ltd to acquire the Land from the City for the intended purpose of parking and laydown/storage to better accommodate their current operations.

Report

The Land is located opposite Noble Park at the corner of Belmont Avenue and Noble Street within the Kewdale Industrial Estate, approximately 8km southeast of the Perth CBD. It is currently an unimproved and underutilised site comprising a total area of 1108m² with a narrow 24m road frontage. Land immediately adjacent to the site serves industrial development and a railway reserve.

Under the City's Local Planning Scheme 15 and the Metropolitan Region Scheme the Land is zoned 'Industrial'. The 'Industrial' zone is intended to provide for the industrial development of the Kewdale Industrial Estate which serves as a significant transport and logistics hub. A use within the 'Industrial' zone classification is permissible subject to compliance with State Planning Policy requirements.

Two easements encumber the Land, they include an access easement to the Public Transport Authority and a drainage easement to the Water Corporation. Both easements run from the Belmont Avenue frontage to the rear boundary towards the railway reserve. The easements are likely to constrain development options for the Land by restricting activity, however do not prevent the Land from being used for the intended purpose.

The Land has the potential to be developed into Public Open Space, however its location between two logistics yards and the railway reserve is not an attractive or beneficial option.

Under the City’s Land Asset Management Plan, the Land has been classified as Surplus. Surplus properties are unable to be utilised for essential service provision or sustainable income generation and don’t have the capacity to influence or support any other desired planning outcome or redevelopment project. Any disposal of a Surplus property should be able to provide maximum return to Council on sale.

Considering it is unlikely the City will require future use of this land and the proposal meets the management criteria for the Land, a disposal by way of sale will provide an opportunity for the City to generate revenue from an under-utilised land asset as well as promote activity and passive surveillance, thereby contributing to improved safety outcomes.

The recommendation proposes progressing the disposal of the Land by advertising the disposition under section 3.58 of the *Local Government Act 1995* and referral of any submissions back to Council for consideration, and delegation to the City’s CEO to enter into contract of sale terms to give effect to the disposal subject to no submissions being received.

Local public notice will require a description of the property concerned, details of the proposed disposition and an invitation for submissions to be made before a date to be specified in the notice, being not less than two weeks after the notice is first given. Submissions received during the notice period must be considered by the Council, and the resulting decision recorded in the minutes of the meeting at which the decision is made.

Valuation

A market valuation assessment as defined by the International Valuation Standards was undertaken by an independent licensed valuer in July 2023 (refer Confidential Attachment 12.1.1).

The assessment adopted a Market Approach valuation methodology as the only method of valuation and considered factors such as location, characteristics of the property, prevailing economic conditions, comparable market evidence and the highest and best use of the land to determine a value of \$340,000.

Financial implications

The following amendment to the 2023-2024 budget is required.

Account	Account Description	Current Budget	Proposed Budget	Movement
911900-00-6254-000	City Facilities and Property	0	(340,000)	(340,000)
915000-00-3833-000	Land Acquisition Reserve	0	340,000	340,000
	TOTAL	0	0	0

The proceeds of this sale are proposed to be transferred to the Land Acquisition Reserve. The City does not receive revenue from the Land. Should the Council resolve to endorse the disposal, the sale will also provide for an income to the City in rates revenue.

Environmental implications

There are no environmental implications associated with this report.

Social implications

There are no social implications associated with this report.

Attachment details

Attachment No and title	
1.	CONFIDENTIAL REDACTED - APC 2023 Valuation - Lot 8873 Noble Street, Kewdale (Confidential matter in accordance with Local Government Act 1995 section 5.23(e)(ii)) [12.1.1 - 32 pages]
2.	CONFIDENTIAL REDACTED - Site Analysis - Lot 8873 Noble Street, Kewdale (Confidential matter in accordance with Local Government Act 1995 section 5.23(e)(ii)) [12.1.2 - 2 pages]

12.2 Squash Western Australia – Annual Contribution Request

Voting Requirement	:	Absolute Majority
Subject Index	:	116/132
Location/Property Index	:	144-146 Robinson Avenue, Belmont
Application Index	:	N/A
Disclosure of any Interest	:	N/A
Previous Items	:	OCM 28/03/2023 Item 12.7
Applicant	:	Squash Western Australia
Owner	:	N/A
Responsible Division	:	Infrastructure Services

Council role

Executive The substantial direction setting and oversight role of the Council eg adopting plans and reports, accepting tenders, directing operations, setting and amending budgets.

Purpose of report

The purpose of this report is to consider a grant request from Squash WA (SWA) for an ongoing contribution equal to the annual local government rates for their leased property at 144-146 Robinson Avenue, Belmont

Summary and key issues

At the Ordinary Council Meeting (OCM) held on 28 March 2023, Council resolved to not endorse a rate exemption request from SWA. Notwithstanding, Council agreed to consider the request as a grant, subject to receipt of information regarding the Association's financial position. SWA have since provided the requested information.

Officer Recommendation

That Council does not endorse the grant request from Squash WA for an annual contribution equal to the annual local government rates for their leased property at 144-146 Robinson Avenue, Belmont.

An absolute majority of Council is required

Location

Strata Lot 2 on Strata Plan 19526 known as 146 Robinson Avenue, Belmont.

The State Government have also recently purchased Strata Lot 1 on the same Strata Plan known as 144 Robinson Avenue, Belmont.



Consultation

External consultation was undertaken with:

- SWA to gain an understanding of their request and obtain supporting documentation.
- The Department Local Government, Sport and Cultural Industries (DLGSC) who provided external advice on the SWA's financial situation and sustainability.

Internal consultation was undertaken with the City's:

- Coordinator Rates
- Manager Finance

Strategic Community Plan implications

In accordance with the 2020 – 2040 Strategic Community Plan:

Goal 1: Liveable Belmont

Strategy: 1.5 Encourage and educate the community to embrace sustainable and healthy lifestyles

Goal 5: Responsible Belmont

Strategy: 5.1 Support collaboration and partnerships to deliver key outcomes for our City

Strategy: 5.2 Manage the City's assets and financial resources in a responsible manner and provide the best possible services for the community.

Policy implications

Council Policy No.50: Donations - Financial Assistance

The City of Belmont will consider administering financial assistance for donations under one of the following programs:

1. Community Contribution Fund
2. Specific Donations (through formal Memorandums of Understanding)
3. In Kind Donations (use of Council community facilities)
4. Other Donations/Financial Assistance (Sand and Turf Line Marking Paint, Sporting/Cultural, Your Neighbour Community Grants, Community Sporting and Recreation Facilities Fund and other grant funding opportunities that may arise).

Each program listed above has guidelines or templates which may be reviewed and modified on an operational level, to continuously improve the administration of the funds to meet the changing needs of the community.

This policy outlines the process of how all requests for financial support are assessed and administered. Requests for financial assistance will only be considered where it is determined that the financial assistance will provide a direct benefit to the City of Belmont communities by service provision that is reflective of community needs.

Notwithstanding the provisions made in the policy, there is no specific decision-making framework or criteria to:

- assess requests for property rate concessions or waivers (where they are not eligible for a rate exemption in accordance with *Local Government Act 1995*)
- assess the community benefit of the organisation
- assess revenue opportunities.

To ensure that such requests are clearly justified, requests should be assessed in a fair and equitable manner.

Statutory environment

There are no statutory implications associated with this report.

Background

At the 28 March 2023 OCM, Council considered a rate exemption request from SWA and resolved the following Alternative Council Motion:

“Davis moved, Rossi seconded

That Council:

1. Does not endorse the rate exemption for the property known as 146 Robinson Avenue, Belmont under section 6.26(2)(a)(i), Section 6.53 and Section 1.4(a)(ii) of the *Local Government Act 1995* effective from 21 July 2022.
2. Directs the CEO to write to WA Squash to advise they may be eligible for a grant which would equate to \$3,349.68 for 2022-2023 and take into consideration;
 - a) ongoing grant funding for annual rates cost.
 - b) request a copy of their latest financial statements including latest audited financial statements; and
 - c) request a copy of ongoing maintenance costs and further expenses that WA Squash may incur for financial year 2022-2023 in order for Council to make an informed decision in relation to the provision of a grant.

Carried Unanimously 7 votes to 0

Reason

- In accordance with section 6.26 Rateable Land, the land is the property of the Crown and is also being used for public purpose. The Belmont WA Squash centre does cater for members however it does hold many events that attracts spectators which are not classed as members and is open to the public.
- Individuals are not required to become a member to use the facilities, this encourages people living in the City of Belmont to experience and enjoy the sport at their own leisure.
- The Belmont Kayak Club, Belmont Men’s Shed, Belmont Sports & Recreation Club and Belmont Tennis Club are given rate grant funding. The organisations are run by volunteers, are an asset to the City of Belmont and bring people from all over the state to enjoy the recreation facilities as members and guests.”

Since 2017, the City has supported SWA and their sub-lessor (Belmont Saints Squash & Sports Club) by funding equipment, furniture and programs via the City’s Community Contribution Fund as follows;

SWA: \$991

BSSSC: \$16,511

Report

The property that is the Belmont Squash Centre (the Centre) is owned by the Department of Local Government, Sport and Culture (DLGSC) and is leased to Squash WA (SWA).

SWA sub-lease the premises to the Belmont Saints Squash & Sports Club (BSSSC) who manage the Centre at a local level.

SWA are a State Sporting Association (SSA) and are the WA governing body for squash. As an SSA, SWA are responsible for developing squash from grass roots community participation through to high performance across the State.

SWA Finance Summary

Following a request from the Chief Executive Officer, SWA have provided the relevant financial information;

- SWA 2021 and 2022 Audited Financial Statements
- SWA 2023 Operational budget.

(refer Confidential Attachments 12.2.1 and 12.2.2).

Note: SWA reporting financial year runs from 1 January to 31 December.

Based on the 2021 and 2022 Audited Financial Statements provided, a high-level review by the City indicates that SWA are in a financial position that could be considered low risk.

The DLGSC collate audited financials from all SSAs and use the information to assess the SSA against four financial ratios (Cash Ratio, Current Ratio, Coverage Ratio and Funding Ratio), that provide a way of viewing the financial health of the SSA (refer to Confidential Attachment 12.2.3). The ratios provided indicate that:

- There is no cause for any immediate concerns as there are no ratios in the 'red'
- SWA have a high reliance on government funding
- SWA have a satisfactory ability to service its debt and meets its financial obligations.

Precedence

At the 27 August 2019 OCM, a Notice of Motion requesting a financial contribution to each of the Belmont Sport and Recreation Club Inc. (BSRC), Ascot Kayak Club Inc. (AKC), and Belmont Park Tennis Club Inc. (BPTAC) of an amount equivalent to their annual property rates and Emergency Services Levy was considered.

None of the three clubs provided clear financial information to the City demonstrating that they are in fact, unable to afford to pay local government rates and ESL. In normal circumstances and best practice, applicants would be required to provide clear and unambiguous evidence that they cannot afford to pay their Rates or ESL prior to Officers presenting any recommended contribution to Council.

Notwithstanding the officer's comment, Council resolved the following:

'AMENDED COUNCILLOR MOTION

WOLFF MOVED, POWELL SECONDED,

1. That the City of Belmont contribute to each of the Belmont Sport and Recreation Club Inc., Ascot Kayak Club Inc., and Belmont Park Tennis Club Inc. an amount equivalent to their annual property rates and Emergency Services Levy and any exempted commercial property rubbish service levy, if applicable.
2. That the Mayor notify the residents of the City of Belmont through a letter, social and news media to clarify the outcome of this resolution.
3. Prior to making the payments to the Clubs, the City seeks legal advice on whether rates and other charges are applicable.

Reason:

These Clubs have not been charged rates for many years, and although the City of Belmont is entitled to charge rates, there is very little relative financial benefit to the City (which has a revenue of over \$60 million) charging rates (totalling about \$30,000). In contrast, these Clubs are likely to be severely disadvantaged by having to pay the rates, which is not in the best interests of the community of the City of Belmont.

CARRIED 9 VOTES TO 0'

From an operational perspective, the primary difference between the BSRC, AKC and BPTC compared to SWA, is that SWA is the governing body of a State Sporting Association and is not a sporting club that directly delivers sporting opportunities to the community as their core business.

SWA are also a business entity that is not operated by volunteers.

From a facility ownership perspective, all three facilities are located on Crown Land and managed by the City, however the facility used by SWA is owned by DLGSC.

Financial implications

The original request from SWA is to seek an ongoing rate exemption from 2022/2023 onwards which is now considered a request for an annual contribution to offset rates. The table below shows the property rates (excluding Emergency Services Levy) for the Strata Lot 1 (144 Robinson Avenue) and Strata Lot 2 (146 Robinson Avenue) for the 2023/2024 financial year.

2023/2024		
Property	Rates	TOTAL
144 Robinson Ave (Residential Rate)	\$1,080.12	\$4,693.92
146 Robinson Ave (Commercial Rate)	\$3,613.80	

Environmental implications

There are no environmental implications associated with this report.

Social implications

There are no social implications associated with this report.

Conclusion

Squash WA are a State Sporting Association who lease the Robinson Ave property from the Department of Local Government, Sport & Culture and receive grants from the same body to increase participation and delivery of quality sporting and recreation opportunities for all Western Australian interested in Squash.

Any sub-lease agreement in place is not relevant to this report.

The City does make financial contributions to three clubs equal to their annual property rates on the basis that they use City owned and managed properties and provide recreational opportunities directly to the local community. SWA is considered to not fall within this category.

Financial relief to offset operational costs incurred by SWA should in the first instance be requested from their landlord or their governing body, both of which are the DLGSC.

Attachment details

Attachment No and title	
1.	CONFIDENTIAL REDACTED - Squash WA - 2022 Audited Financials (Confidential matter in accordance with Local Government Act 1995 section 5.23 (2)(e)) [12.2.1 - 18 pages]
2.	CONFIDENTIAL REDACTED - Squash WA - 2023 Budget (Confidential matter in accordance with Local Government Act 1995 section 5.23 (2)(e)) [12.2.2 - 1 page]
3.	CONFIDENTIAL REDACTED - DLGSC Financial Ratios (Confidential matter in accordance with Local Government Act 1995 section 5.23 (2)(e)) [12.2.3 - 2 pages]

12.3 Q21-2023 - Supply and Install Irrigation Systems 2023-2024

Voting Requirement	:	Simple Majority
Subject Index	:	135/2023-21
Location/Property Index	:	N/A
Application Index	:	N/A
Disclosure of any Interest	:	Nil
Previous Items	:	N/A
Applicant	:	N/A
Owner	:	N/A
Responsible Division	:	

Council role

Executive The substantial direction setting and oversight role of the Council eg adopting plans and reports, accepting tenders, directing operations, setting and amending budgets.

Purpose of report

To seek Council approval to award Q21/2023 - Supply and Install Irrigation Systems 2023-2024.

Summary and key issues

This report outlines the process undertaken to invite quotations and evaluate the responses received.

The Scope of Works for this Contract includes the supply & installation of irrigation systems to the parks within the City of Belmont (refer Table 1 below).

PARKS	LOCATION	SCOPE OF WORKS
Ascot Waters	Stoneham Street to Hardey Park Bridge, 160 Stoneham Street Ascot	Water supply from Ascot Lakes
Andell Park	31a Towton Street, Redcliffe	Water supply from bore on site
Epsom Park	25 Courtland Crescent, Redcliffe	Water supply from bore on site
Kennerley Reserve	40 Kennerley Street, Cloverdale.	Water supply from bore on site
Jack Ring Park	73 Gladstone Road, Rivervale	Water supply from bore on site

PARKS	LOCATION	SCOPE OF WORKS
Mozart Mews	213 Orrong Road, Rivervale.	Water supply from bore on site
Belmont Oval	400 Abernethy Road, Cloverdale	Water supply from bore on site
Cracknell Park	52 Riversdale Road, Rivervale	Water supply from bore on site

*Table 1

Officer Recommendation

That Council accepts the submission from Horizon West Landscape & Irrigation for Q21/2023 - Supply and Install Irrigation Systems 2023-2024 for the lump sum of \$822,975 excluding GST.

Location

Not applicable.

Consultation

There has been no specific consultation undertaken in respect to this matter.

Strategic Community Plan implications

In accordance with the 2020 – 2040 Strategic Community Plan:

Goal 3: Natural Belmont

Strategy: 3.4 Provide green spaces for recreation, relaxation and enjoyment

Goal 5: Responsible Belmont

Strategy: 5.2 Manage the City's assets and financial resources in a responsible manner and provide the best possible services for the community

Policy implications

City of Belmont Policy 29 - Purchasing

This policy aims to deliver a high level of accountability whilst providing a flexible, efficient and effective procurement framework.

City of Belmont Policy 45 - Environmental Purchasing

This policy aims to clarify the principles, considerations and responsibilities for considering life cycle environmental impacts when purchasing or procuring goods and services.

The process associated with this quotation was undertaken in accordance with these policy requirements, therefore there are no policy implications.

Statutory environment

This issue is governed in the main by the Local Government Act, in particular Section 3.57 which states:

‘3.57. Tenders for providing goods or services

(1) A local government is required to invite tenders before it enters into a contract of a prescribed kind under which another person is to supply goods or services.

(2) Regulations may provide provision about tenders’

The *Local Government (Functions and General) Regulations 1996* Regulation 11(2)(b) exempts the need for a public tender if:

11. When tenders have to be publicly invited:

(1) Tenders are to be publicly invited according to the requirements of this Division before a local government enters into a contract for another person to supply goods or services if the consideration under the contract is, or is expected to be, more, or worth more, than \$250,000 unless subregulation (2) states otherwise.

(2) Tenders do not have to be publicly invited according to the requirements of this Division if –

(a) the supply of the goods or services is associated with a state of emergency;
or

(b) the supply of the goods or services is to be obtained through the WALGA Preferred Supplier Program, or ..’

The supplier has been sourced through the West Australian Local Government Association (WALGA) Preferred Supplier Program.

This procurement process did not follow a public tender process. Quotations were requested from suppliers listed on a panel of pre-qualified suppliers on the WALGA Preferred Supply Arrangements Panel for Parks & Gardens. The term ‘quotation’ instead of ‘tender’ is not considered to be material in this instance as there is no requirement to undertake a publicly invited tender process due to the use of the WALGA Preferred Supplier Program whereby suppliers from the program are invited to quote rather than tender.

The use of a panel of suppliers on the WALGA Panel ensures that the suppliers have already undertaken a fully compliant procurement process within the local government sector.

Background

Under the *Local Government (Functions and General) Regulations 1996* Regulation 11(2)(b), tenders are not required to be publicly invited if the supply of the services is to be obtained through the WALGA Preferred Supplier Program.

WALGA has established a panel for Parks & Gardens. An invitation to quote was placed on the WALGA Preferred Supplier Portal on Friday, 21 July 2023, closing on Tuesday, 5 September 2023 at 2:00pm and six (6) suppliers were invited to quote. Responses were received from the following four (4) suppliers:

- Horizon West Landscape and Irrigation
- Newground Water Services.
- Nutrien Water
- Thinkwater Perth

The rates quoted by the respondents are detailed in Confidential Attachment 12.3.1 – Price Schedule.

Report

The Evaluation Panel consisted of the Manager Parks, Leisure & Environment, Coordinator Parks, Irrigation Supervisor and Acting Coordinator Environment.

Each panel member has signed a Declaration of Confidentiality and Impartiality Form confirming that they have no known conflict of interest to disclose.

The responses were assessed on the same selection criteria included in the invitation to quote, being:

	CRITERIA	WEIGHTING
1	Experience	15%
2	Company Capacity	20%
3	Methodology	15%
4	Safety	10%
5	Price	40%
	TOTAL	100.00%

Confidential Attachment 12.3.2 – Evaluation Matrix details the Evaluation Panel’s assessments of the tender submissions.

Horizon West Landscape and Irrigation have demonstrated that they have the experience and capacity to complete the works within an acceptable timeframe and in accordance with the City’s requirements. Their methodology addressed quality, safety and environmental issues.

Financial implications

The price submitted by Horizon West Landscape & Irrigation is \$822,975 and falls within the 2023/2024 budget allocations.

Environmental implications

Requirements were included in the specification for the invitation to quote to ensure that all works should be undertaken with a view to prevent environmental impact and damage to the natural environment in accordance with the City of Belmont Environment and Sustainability Policy.

The contractor is required to follow standard tree protection measures when excavating near trees as set out in the City of Belmont Tree Protection Fact Sheet.

Social implications

There are no social implications associated with this report.

Attachment details

Attachment No and title	
1.	CONFIDENTIAL REDACTED - Q21-2023 Price Schedule (Confidential matter in accordance with Local Government Act 1995 section 5.23(2)(c)(e)) [12.3.1 - 1 page]
2.	CONFIDENTIAL REDACTED - Q21-2023 Evaluation Matrix (Confidential matter in accordance with Local Government Act 1995 section 5.23(2)(c)(e)) [12.3.2 - 1 page]

12.4 Environment and Sustainability Strategy 2023 - 2033 - Final Endorsement

Voting Requirement	:	Simple Majority
Subject Index	:	30/003
Location/Property Index	:	N/A
Application Index	:	N/A
Disclosure of any Interest	:	Nil
Previous Items	:	OCM 22/8/2023 Item 12.5, SC(Environmental) 19/07/2023 Item 11.1
Applicant	:	N/A
Owner	:	N/A
Responsible Division	:	Infrastructure Services

Council role

Executive The substantial direction setting and oversight role of the Council eg adopting plans and reports, accepting tenders, directing operations, setting and amending budgets.

Purpose of report

The purpose of this report is to seek final Council endorsement of the Environment and Sustainability Strategy 2023 - 2033 (ESS), as provided in Attachment 12.4.1 and provide Council with an update in relation to feedback received from the community during the public consultation period.

Summary and key issues

The ESS outlines the City's strategic framework to guide the City over a ten-year timeframe which will assist the operational delivery of the outcomes and actions as outlined in the ESS.

The ESS is presented with four key objectives as outlined below:

- **Strategic Alignment** references the Strategic Community Plan and the Corporate Business Plan and the role that the ESS plays in these frameworks.
- **Vision and Objectives** reinforces the direction set for environmental and sustainability processes within the City's Strategic Community Plan.
- **Self-assessment** details the bench marking community feedback and their requirements and how the City is positioned to meet these needs.

- **Toolset** identifies all the guiding documents used during the development of the ESS by the City.
- The **Action** list outlines actions and goals for the City to attain over the next 10 years.

The draft ESS was presented to Council at the Ordinary Council Meeting (OCM) on 22 August 2023 and approved for public comment.

Public consultation was undertaken between 1 September 2023 and 29 September 2023 (inclusive) via Belmont Connect with six responses received.

Officer Recommendation

That Council endorse the Environment and Sustainability Strategy 2023 - 2033 as provided in Attachment 12.4.1.

Location

Not applicable.

Consultation

In developing the draft ESS, extensive internal consultation was undertaken with the draft ESS also being presented to the Belmont Business Advisory Group for comment.

At the 22 August 2023 OCM, Council endorsed the draft ESS for the purposes of advertising for a period of 28 days, to seek public comment. Public consultation was undertaken between 1 September 2023 and 29 September 2023 (inclusive) via Belmont Connect.

A total of six responses were received with only minor changes required to the draft ESS. Five responses addressed aspects of the draft ESS and one was primarily feedback relating to the City's management of riverside areas (refer Attachment 12.4.2).

Minor amendments have been made to the ESS in relation to the following:

- Page 16: Change in terminology from Nutrient Intervention Management Plan to "Nutrient and Irrigation Management Plan" under objective 3.3.1.

- Page 20: Change in terminology from “The City develops a Local Planning Policy for trees and vegetation on private property.” to “Prepare a Council Policy and supporting Operational Policy to guide the assessment and determination of Tree Preservation Orders under Schedule A of Local Planning Scheme No. 15.” under objective 4.2.2. to align with the City’s Planning Policies.
Page 20: Addition of objective 4.2.3 to demonstrate that the City will investigate planning mechanisms to implement a standard of sustainable development outcomes.
- Page 23: The word “operational” was added to objective 5.3. to provide clarification.
- Page 24: Recover targets have been updated to align with the State’s municipal solid waste targets.
- Page 27: Amended to reflect a mid-way review in 2028 and major review in 2033.

Strategic Community Plan implications

In accordance with the 2020 – 2040 Strategic Community Plan:

Goal 1: Liveable Belmont

Strategy: 1.5 Encourage and educate the community to embrace sustainable and healthy lifestyles

Goal 2: Connected Belmont

Strategy: 2.2 Make our City more enjoyable, connected and safe for walking and cycling

Strategy: 2.4 Promote alternative forms of transport

Goal 3: Natural Belmont

Strategy: 3.1 Protect and enhance our natural environment

Strategy: 3.2 Improve our River and waterways

Strategy: 3.3 Keep our City clean

Strategy: 3.4 Provide green spaces for recreation, relaxation and enjoyment

Strategy: 3.5 Promote energy and water efficiency, renewable energy sources, and reduce emissions and waste

Strategy: 3.6 Encourage sustainable development to guide built form

Goal 5: Responsible Belmont

Strategy: 5.1 Support collaboration and partnerships to deliver key outcomes for our City

Policy implications

The ESS aligns with Policy No.46 – Environment and Sustainability.

Statutory environment

This ESS is an integral component of the City's Environmental Management System, which was first developed in 2006 under the standard of AS/NZS ISO 14001 – Environmental Management Systems.

Background

Following the expiry of the City's Environment and Sustainability Strategy in 2021, a comprehensive review of the City's environmental strategic goals and objectives was undertaken by the Parks, Leisure and Environment (PLE) team.

The newly developed ESS has been developed to guide the City over a ten-year timeframe which will assist the operational delivery of the outcomes and actions as outlined in the ESS.

The ESS sets clear objectives to enable continuous performance improvements in the areas of:

- Environmental Governance
- Urban Ecology and Biodiversity
- Water Resource Management and Protection
- Sustainably Built Environments
- Climate Resilient Energy and Transport and
- Waste and Resource Recovery.

The ESS adopts a life cycle and continuous improvement perspective to ensure that the City identifies and reviews its current performance and implements improvement strategies that manage the environmental impacts of its activities, products and services. The ESS has also been written to assist the City in complying to the AS/NZS ISO 14001 Standard (Environmental Management Systems).

The ESS is a demonstration of the City's long-established Environment and Sustainability Policy which commits the City to:

- Setting objectives, targets and indicators to monitor environmental performance.
- Incorporating a continuous improvement philosophy that protects and enhances the natural environment, including remnant bushlands, wetlands, river foreshores and waterways.
- Engaging with the community to promote and encourage involvement in environmental initiatives, current and emerging.
- Continuing to integrate environmental management into the culture of our organisation.
- Demonstrate, through leadership and the actions of our staff, the prevention of environmental impacts.

Report

Following endorsement by Council at the 22 August 2023 OCM to seek public comment on the draft ESS, six responses were received and considered by City Officers.

While minor changes have been made to the ESS following public consultation, feedback received has also been provided to relevant departments involved in the delivery and management of the ESS for future consideration.

Following endorsement of the ESS, design elements and imagery will be finalised prior to being published on the City's website.

Financial implications

There are no immediate financial implications required to deliver the ESS for the 2023-2024 financial year. Actions from the ESS can be accommodated within existing budgets. New projects will be undertaken in accordance with the City's Project Management Framework.

The projects and initiatives identified will be subject to a detailed Feasibility Study and Business Case development, to be considered as part of the annual budget process and long-term financial plan, for consideration and approval by Council.

Environmental implications

The implementation of the ESS will enhance the City's local natural environment. Actions and associated tasks will consider lifecycle perspectives with a view to continued improvement.

Social implications

There are no social implications associated with this report.

Attachment details

Attachment No and title	
1.	Environment and Sustainability Strategy 2023-2033 - Final Endorsement [12.4.1 - 28 pages]
2.	Environment and Sustainability Strategy 2023-2033 Public Consultation Feedback [12.4.2 - 7 pages]



CITY OF BELMONT
**Environment and
Sustainability Strategy
2023-2033**

October 2023

City of Belmont

215 Wright Street, Cloverdale Western Australia 6105

Locked Bag 379, Cloverdale Western Australia 6985

Open 8:30am - 4:45pm, Monday - Friday

9477 7222

belmont@belmont.wa.gov.au

9477 7224 (A/H)

belmont.wa.gov.au





Contents

Environmental Management in the City of Belmont	3
Knowledge, Partnerships and Environmental Governance – Informing this Strategy .	5
Urban Ecosystem Services - Ecology and Biodiversity	10
Water Resource Management and Protection	14
Sustainably Built Environments.....	18
Climate Resilient Energy and Transport.....	21
Waste and Resource Recovery.....	24
Implementation, Review and Monitoring of this Strategy.....	27

The City of Belmont acknowledges the Whadjuk Noongar people as the Traditional Owners of this land and we pay our respects to Elders past, present, and emerging.

We further acknowledge their cultural heritage, beliefs, connection, and relationship with this land which continues today.

We acknowledge all Aboriginal and Torres Strait Islander peoples living within the City of Belmont.



Environmental Management in the City of Belmont

This Strategy is an integral component of the City of Belmont's Environmental Management System, which was first developed in 2006 under the standard of AS/NZS *ISO 14001 – environmental management systems*. The City has maintained its certification through implementing best practice environment and sustainability initiatives, setting environmental performance objectives, and fulfilling our compliance obligations. Our commitment to natural areas management, water management and sustainability is demonstrated by our high-quality natural areas, accolades, awards, and continued performance.

This Strategy and associated Plans adopt a life cycle perspective and continuous improvement, to ensure that the City strives for a better environment and manages the environmental aspects of the City's activities, products, and services.¹

To assist in continuously improving the City's environmental management endeavours, the Environment and Sustainability Strategy will:

- Ensure we fulfill our Compliance Obligations
- Allow us to set and achieve Environmental Objectives and
- Enhance our environmental performance.

This will contribute to the City's long-established Environment and Sustainability Policy commitments of:

- Setting objectives, targets, and indicators to monitor environmental performance
- Incorporating a continuous improvement philosophy that protects and enhances the natural environment, including remnant bushlands, wetlands, river foreshores and waterways
- Engaging with the community to promote and encourage involvement in environmental initiatives current and emerging and
- Continuing to integrate environmental management into the culture of our organisation with the commitment being demonstrated through leadership and the actions of our staff in the prevention of air, land, or water pollution.²

To achieve this, the City has reviewed all of its environmental aspects, strategic alignment and emerging opportunities to place it at the forefront of environmental thinking.

¹ Technical Committee ISO/TC 207/SC 1 Environmental management systems, iso.org.

² City of Belmont. 2023. *Environment and Sustainability Policy*

The City's mix of amazing natural assets, well-established history in addressing environmental impacts, and emerging sustainability opportunities means the Strategy will focus on:

1. Knowledge, Partnerships and Environmental Governance
2. Urban Ecosystem Services - Ecology and Biodiversity
3. Water Resource Management and Protection
4. Sustainably Built Environments
5. Climate Resilient Energy and Transport
6. Waste and Resource Recovery



Knowledge, Partnerships and Environmental Governance – Informing this Strategy

The City will engage with its community and stakeholders to inform its environmental management and good environmental governance. A key component of the ISO14001 standard is to monitor stakeholder needs, expectations and satisfaction.³ By doing this, we ensure our environmental management system and associated plans achieve the required outcomes appropriate to the City's services, environmental conditions, and geographic location.

The City will also take a key role in empowering its community to make greater contributions to the natural environment and sustainability initiatives. Where the City cannot directly contribute to the enhancement or resolution of environmental issues, it will work to influence those who can. In addition, to demonstrate the City's commitment to the natural environment, it will maintain its own environmental credentials.

Our Knowledge and Partnership performance

The City has maintained its ISO14001 certification since 2006, demonstrating our commitment to continual environmental improvement. The Environmental Management System sits within the City's Integrated Management System which provides a framework for the City to control the impact that its activities, products, and services may have on the natural environment. To achieve this successfully the City commits to:

- Protecting the environment
- Mitigating adverse environment impacts
- Complying with its environmental obligations
- Enhancing its environmental performance and
- Communicating environmental information to relevant interested parties.⁴

The key documents of the Environmental Management System include the City's Environment and Sustainability Policy, Environmental Purchasing Policy, and this Strategy, with overall guidance from the Strategic Community Plan. To achieve the City's environmental objectives, commitments, and obligations, the City implements various plans, work processes and tasks which reflect our 14001 requirements (**Figure 1**).

³ AS/NZS ISO 14001:2016 *Environmental management systems – Requirements with guidance for use*
4.2 Understanding the needs and expectations of interested parties

⁴ Ibid 0.2 Aim of an environmental management system.



*Figure 1 Components within the City's Environmental Management System. *Proposed to be developed.*

Ensure we fulfill our Compliance Obligations

The City must comply with environmental legislation pertinent to the City’s operations, many of which are documented within this Strategy and are referred to as Compliance Obligations.⁵ These become the City’s “legal obligations” and any breach is deemed a major non-conformity to the City’s management system. However, the City can make commitments to other voluntary environmental obligations, such as those targets and goals noted in the Strategic Community Plan, the Environment and Sustainability Policy and this Strategy.

In addition, the Strategic Community Plan 2020-2040 specifies that the City will “Encourage and educate the community to embrace sustainable and healthy lifestyles”, “Support and collaborate with local schools and businesses” and “Support collaboration and partnerships to deliver key outcomes for our City” respectively.

To inform compliance and environmental objectives within the management system, the City will engage with its interested parties at various opportunities and apply the below framework:

- Determine and have access to the Compliance Obligations related to its environmental aspects
- Determine how these Compliance Obligations apply to the organisation
- Take these Compliance Obligations into account when establishing, implementing, maintaining, and continually improving its environmental management system.⁶

To ensure we remain compliant with environmental legislation, the City has implemented the following:

⁵ AS/NZS ISO 14001:2016 3.2.9 *Compliance Obligations* – legal requirements that an organisation must comply with and other requirements that an organisation has to or chooses to comply with, for example regulations, organisational and industry standards, contractual arrangements, agreements with community groups.

⁶ AS/NZS ISO 14001:2016 6.1.3 Compliance Obligations, 9.

- Compliance Accountability Listing and Compliance Calendar.⁷
- Continuous monitoring of environmental legislation, with applicable changes being reported to our leadership teams
- Compliance alerts and calendars are maintained within our central information system
- Annual Maintenance Plan – Environment.

Set and achieve Environmental Objectives and Strategies

The City shall establish Environmental Objectives relevant to our significant environmental aspects and Compliance Obligations. In this, we will also consider our risks and opportunities to maximise environmental benefit.

The Environmental Objectives shall be:

- Consistent with the City's Environment and Sustainability Policy
- Measurable (where practicable)
- Monitored as per the implementation plan
- Communicated to our organisation and stakeholders and
- Updated as appropriate and documented.⁸

Therefore, all Environmental Objectives contained within this Strategy must be consistent with the above and the City's Environment and Sustainability Policy, which states that the City is committed to:

1. Undertake continual improvement of the Environmental Management System to enhance environmental performance of City operations.
2. Protection and enhancement of the natural environment and biodiversity values within the City of Belmont, including remnant bushland, wetlands, river foreshore and waterways.
3. Prevention of pollution to air, land or water, or damage to flora or fauna, minimising harm, and degradation to the natural environment.
4. Efficient use of energy, water, paper, and other resources, improving resource recovery and reducing waste to landfill and implementing renewable energy technologies to minimise the City's corporate carbon footprint.
5. Considering life cycle impacts and minimising single use disposable plastics.
6. Planning for and implementing measures to 'future proof' City operations against the predicted impacts of climate change.

⁷ As per Compliance Management Plan and associated process maps.

⁸ AS/NZS ISO 14001:2016 6.2.1 Environmental Objectives, 10.

7. Compliance with relevant environmental legislation and other obligations.⁹

To maintain working knowledge, our stakeholder partnerships and to ensure good environmental governance, the City will achieve the following objectives.

1.1. Develop, implement, and regularly review an organisation-wide Environment and Sustainability Strategy and Implementation Plan.

- 1.1.1. Draft and implement the implementation plan for the Environment and Sustainability Strategy 2023-2033.
- 1.1.2. Set objectives, targets, and indicators to monitor environmental performance and review and report on outcomes.

1.2. Strategic actions to achieve objectives are identified and responsibilities, timeframes and budget requirements are assigned with progress monitored.

- 1.2.1. Develop annual implementation plans and maintenance plans.
- 1.2.2. Maintain processes and procedures.

1.3. Consider environmental aspects and implications in project and event management, procurement, decision-making and development of strategies and plans.

- 1.3.1. Continue to implement risk assessments in contracts and tenders.
- 1.3.2. Identify environmental aspects relating to City operations through divisional structure and activities.
- 1.3.3. Environment and sustainability objectives, goals and targets are considered in all City Strategies, Plans, Policies, and procedures.

1.4. Maintain awareness of current and emerging environmental issues relevant to the City of Belmont.

- 1.4.1. Participate in regional initiatives which identify and work towards addressing regional environment and sustainability issues (i.e. Waterwise Council).

1.5. Manage potential environmental aspects associated with City operations and predicted impacts of climate change as specified under City of Belmont Policy Risk Management.

- 1.5.1. Review all new projects, operations, and services to identify risks and opportunities.
- 1.5.2. Maintain risk register of environment risks.
- 1.5.3. Review all process maps and work instructions to identify environmental risks and opportunities.

⁹ City of Belmont. 2023. *Environment and Sustainability Policy*

- 1.5.4. Develop and maintain accurate mapping of environmental assets, management areas and other geospatial information relevant to the City's environmental objectives.

1.6. Employees are aware of environmental legislative requirements relevant to Department activities.

- 1.6.1. Continue to implement the City's Risk Management procedures, including maintain its compliance obligations, compliance calendars and risk registers.
- 1.6.2. Undertake Environmental audits as per the City's Integrated Management System.
- 1.6.3. Communicate changes in environmental legislation as they arise and provide internal support to resolve significant impacts to the City's products and services.

1.7. Engage with the wider Belmont residential and business community to raise awareness of environmental issues and encourage sustainable living and pollution prevention practices.

- 1.7.1. Undertake community perception surveys.
- 1.7.2. Engage with the community through various City events and opportunities.
- 1.7.3. Promote and Communicate Environment and Sustainability initiatives and achievements to the broader community.

Knowledge and Partnership Goals

By 2033, the City should have

- Consulted the Community on this Strategy.
- Provided annual updates on the City's Environment and Sustainability Performance in the Annual Report.
- Continued to receive feedback from its community through perception surveys.
- Maintained its ISO 14001 certification.

Urban Ecosystem Services - Ecology and Biodiversity

The City's natural environment is enriched with remnant bushlands, the Swan River, waterways, and wetlands. Our biological assemblages, remnant vegetation and water opportunities make the City an inviting and attractive place to live and work. This also presents the City with various opportunities to enhance the ecological and biodiversity values present within.

Currently the City maintains areas of 'Low forest, woodland or low woodland with scattered trees' of 'Jarrah, banksia or casuarina *Eucalyptus marginata*, *Banksia* spp., *Allocasuarina* species' toward the centre of the City, and woodlands of the southwest structure consisting of 'Jarrah, marri and wandoo *Eucalyptus marginata*, *Corymbia calophylla*, *E. wandoo*' towards the Swan River.¹⁰ Our significant remnant bushlands include the Swan River Foreshore, Garvey Park, Tomato Lake, P.H. Dodd Reserve, Signal Hill and pockets within the Perth Airport (albeit not managed by the City). In total, the land coverage consists of approximately 117 hectares over 23 distinct natural spaces some of which contain the Threatened Ecological Community *Banksia woodlands*. These pockets of remnant vegetation provide significant refuge to migratory species protected under the *Environmental Protection and Biodiversity Conservation Act 1999* (Cth) and those listed for protection under *the Environmental Protection Act 1986* (WA), including Black Cockatoos, the Chuditch (*Dasyurus geoffroii*) and various flora species.¹¹

The biggest risk to the City's natural assets includes invasive weed species, unlawful clearing and impacts from the urban environment, including degradation from 'off path' use (tramping), spreading of dieback and other pathogens. To counter this, the City seeks to increase planting opportunities and safeguard natural areas.

Our Urban Ecosystem Services performance

The City has a long-standing commitment to preserving ecological and biodiversity values through its Strategic Community Plan, Policy commitments and previous Environment Plans. The Strategic Community Plan 2020-2040 Goal 3, Natural Belmont, specifies that the City will "*Protect and enhance our natural environment*" and "*Provide green spaces for recreation, relaxation and enjoyment*".

Our environmental performance in the space of ecology and biodiversity to date has included:

- Ongoing weed and pest plant management within natural areas.

¹⁰ Department of Biodiversity, Conservation and Attractions Pre-European Vegetation Dataset, 2023.

¹¹ Government of WA Department of Biodiversity, Conservation and Attractions, January 2023 - Priority Flora, Fauna, and Threatened Ecological Communities search

- Revegetation of our remnant bushlands to improve biodiversity and plant coverage.
- Increase of street trees and trees in reserves to uphold ecological services.
- Increased planting near to waterbodies, including implementing buffer zones.
- Continued identification and implementation of foreshore restoration projects along the Swan River.

	2016	2017	2018	2019	2020	2021
Foreshore protected (lm)	67 m Ascot foreshore	86 m Rivervale and Ascot foreshores	47 m Ascot Racecourse and Adachi Park	56 m Garvey Park and Adachi Park	273 m Various	625 m design stage
Native seedlings and sedges planted	3550 seedlings	2115 seedlings	1654 seedlings	5142 seedlings	6681 seedlings	7655 seedlings
	710 sedges	450 sedges	1100 sedges	411 sedges	3500 sedges	110 sedges

Figure 2 Historical achievements in Ecology and Biodiversity

Ensure we fulfill our Compliance Obligations

The City has a moral and legal obligation to protect the ecological and biodiversity values within the City of Belmont. Its legal obligations include:

Compliance Obligation	Reference
Prevent unlawful clearing of native trees and vegetation in City works.	<i>Environmental Protection Act 1986 (EP Act).</i>
Protection of priority fauna and flora and their assemblages. Protection of fauna of international significance.	<i>Biodiversity Conservation Act 2016, Environment Protection and Biodiversity Conservation Act 1999, and Planning and Development Act 2005.</i>
Protect vegetation within the Swan River Foreshore.	<i>Swan and Canning Rivers Management Regulations 2007.</i>
Prevent the spread of declared weeds and invasive species.	<i>Biosecurity and Agriculture Management Act 2007.</i>

Set and achieve Environmental Objectives and Strategies

To achieve outcomes in the space of Urban Ecosystem Services, the City will implement the following objectives and Strategies.

2.1. Protect, enhance, and expand natural areas and increase habitat connectivity and quality.

- 2.1.1. Consolidate species and planting lists for natural areas with a view to increase biodiversity, climate resilience and tree coverage.
- 2.1.2. Implement planting programs and revegetation plans to increase the quality of our natural areas.
- 2.1.3. Develop a local Bushland Protection Plan for natural areas.¹²
- 2.1.4. Develop a Foreshore Management Plan to continue foreshore restoration programs with a view to increase habitat, connectivity, and parkland amenity.

2.2. Integrate biodiversity values, ecosystem services and ecosystem connectivity into the design, upgrade and maintenance of streetscapes, parks, wetlands, waterways, and other open spaces.

- 2.2.1. Incorporate native plantings in streetscapes.
- 2.2.2. Identify priority wetlands, waterways, and drainage basins for enhancement.
- 2.2.3. Improve community stewardship and capacity for planting native trees and shrubs on residential lands.

2.3. Manage significant environmental weeds, pests and plant diseases located on land and in water bodies managed by the City.

- 2.3.1. Identify weed management plans for environmental areas.
- 2.3.2. Implement biosecurity protocols at natural areas to prevent the spreading plant pathogens.
- 2.3.3. Continue to work with State agencies and landowners in the prevention of invasive species.

¹² As per SPP2.8 Bushland Policy for the Perth Metropolitan Region

Ecology and Biodiversity Goals

By 2033, the City should have

- Planted at least 10,000 native shrub and tree seedlings per annum.
- Planted at least 1100 sedges and sedge strips per annum.
- Increased the quality of our natural spaces by eliminating 'Degraded' vegetation and enhancing them to 'Excellent.'¹³
- Had no breaches of environmental legislation relating to the clearing of native vegetation.
- Undertaken at least three major revegetation programs per year in remnant bushlands, the Swan River Foreshore and priority wetlands.
- Involved the community in over 25 community workshops and engagement programs.
- Developed a Foreshore Management Plan.
- Developed a Bushland Protection Plan for natural areas.



¹³ As per Keighery Condition Scale (1994) where 'Degraded' means the vegetation's structure is severely impacted by disturbance. Scope for regeneration but not to a state approaching good condition without intensive management. 'Excellent' means vegetation structure intact, disturbance affecting individual species and weeds are non-aggressive species.

Water Resource Management and Protection

Water and waterways are essential to the health, wellbeing, and connectedness of people, communities and to our living environment. Water Resource Management and Protection includes the responsible consumption of all water resources (e.g., scheme water for drinking and groundwater for irrigation) and ensuring our urban fabric does not negatively impact on those resources (Water Sensitive Urban Design).

The City recognises the environmental, social, and cultural importance of water and is committed to protecting and enhancing established water-adjacent land that we manage. In addition, the City will explore opportunities to improve the environmental value of highly modified wetlands and waterways. The City will also take a key role in ensuring its community is more empowered to improve water management at home and in their garden. Our own operations will remain water efficient and safeguard water resources, especially through preventing pollution events and reducing the impact our operations may have.

Our Water Resource Management and Protection performance

Over the last decade, the City has demonstrated a significant achievement in water resource management and protection. The City has worked to reduce its dependency on scheme water resources whilst recognising the need water has in a built environment. We've excelled in our parks and open spaces by implementing hydrozoning and we've been a Waterwise Council since 2011.

The Strategic Community Plan 2020-2040 Goal 3, Natural Belmont, specifies that the City will "*Protect and enhance our natural environment*" and "*improve our river and waterways*". Our environmental performance in the space of Water Resource Management and Protection to date has included:

- Ongoing monitoring of water quality within the stormwater network, including drains, lakes, and wetlands.
- Continued retrofits within City facilities to ensure WELS rated fixtures are used.
- Light industrial land uses are assessed and, where required, businesses are supported in reducing their water impacts.
- The City achieved Waterwise Council Gold in 2021.
- Our community has maintained water consumption below Water Corporations target for the last six years.
- Reduced fertiliser dependency on irrigated areas near wetlands.

	2016	2017	2018	2019	2020	2021
Potable Scheme Water in Facilities.	74,217 kL	78,378 kL	79,903 kL	79,903 kL	75,692 kL	74,077 kL
Communities' Potable Water Consumption ¹⁴	85 kL	85 kL	84 kL	82 kL	87 kL	84 kL
Groundwater is below the licenced allocation.	Achieved					
Businesses supported by our Environmental Assessment Project.	38 visits	39 visits	56 visits	36 visits	39 visits	9 visits *COVID reduction

Ensure we fulfill our Compliance Obligations

The City will continue to comply with water related legislation and policies to maximise the value of water and prevent resource contamination and waste. Our legal obligations include:

Compliance Obligation	Reference
The City's groundwater use does not exceed its Licence to take groundwater.	<i>Rights in Water and Irrigation Act 1914 (WA).</i>
Significant spills, discharges or environmental incidents are promptly cleaned up and reported to the Department of Water and Regulation.	<i>Contaminated Sites Act 2003 (WA).</i> <i>Environmental Protection Act 1986 (WA).</i>
Vegetation within the Swan River is protected with ecological and community benefits and amenity maintained.	<i>Swan and Canning Rivers Management Regulations 2007.</i>
Development approvals are given in accordance with the relevant environmental protection controls.	<i>Environmental Protection Act 1986.</i>
The City assists local businesses in remaining environmentally responsible and compliant through the Business Environmental Assessment Project.	<i>The Environmental Protection (Unauthorised Discharges) Regulations 2004.</i>

¹⁴ The Water Corporation goal is to maintain water consumption to below 125 kL per capita annually

Set and achieve Environmental Objectives and Strategies

3.1. Incorporate best practice water efficiency and water sensitive urban design (WSUD) principles in all Council operations, including the planning, design and maintenance of parks, facilities and stormwater systems managed by the City.

- 3.1.1. Continue to review Development Applications and condition stormwater disposal appropriately.
- 3.1.2. Enhance streetscapes with Water Sensitive Urban Design (WSUD) principles where achievable.
- 3.1.3. Implement Waterwise practices in parks irrigation to become climate resilient.
- 3.1.4. Continue to identify water efficiencies and retrofits in community facilities.
- 3.1.5. Maintain our Waterwise Council accreditation, achieving Platinum.

3.2. Take a catchment-based approach to the management of waterways and wetlands, including their foreshore areas.

- 3.2.1. Continue to monitor surface water quality to identify priority catchments and methods of reducing nutrients.
- 3.2.2. Improve wetlands through increased biodiversity and planting.
- 3.2.3. Increased the community's awareness of water resource use and management.

3.3. Minimise the City's operational risk of environmental discharges of pollutants and impacts on water resources.

- 3.3.1. Undertake to implement a Nutrient and Irrigation Management Plan to reduce nutrient levels in public open space management.
- 3.3.2. Continue to report environmental incidents such as chemical or hydrocarbon spills.
- 3.3.3. Continue to monitor groundwater use and allocation.

3.4. Respond to potential water quality issues and unauthorised emissions/discharges that could cause environmental contamination or otherwise negatively affect groundwater or surface water quality.

- 3.4.1. Continue to work with the business community to prevent discharges to the environment.

Water Resource Management and Protection Goals

By 2033, the City should have

- Maintained its Waterwise Council accreditation with potable consumption to within 10% of our water consumption in 2021.
- Became a Platinum Waterwise Council.
- Supported at least 200 small businesses in reducing their environmental impact.
- Had no breaches of environmental legislation relating to the taking of groundwater.
- Not caused an environmental incident through a chemical or hydrocarbon spill.
- Involved the community in over 25 community workshops and engagement programs having a water theme.
- Maintained its Green Stamp certification for the Operations Centre.



Sustainably Built Environments

The City is committed to lead by example through the incorporation of best environmental and sustainability practices in the planning, construction and management of City facilities and infrastructure. This also extends to our Local Planning Scheme, planning controls and structure plans for the built environment. Once built, the urban fabric has the potential to influence the local environment for centuries to come. Therefore, it is critical in developing urban environments to encourage an urban fabric that supports the natural environment and is conducive to healthy communities.

The City is home to 42,078 people and this figure is expected to grow to 65,659 by 2041.¹⁵ Within the City's population, 22% are families with children, 6% are older people and 22% live alone.¹⁶ Ultimately, an increase in housing and supporting infrastructure will be required, as well as diversity in housing typology to support the various housing demographics. In addition, the City is home to practically every type of business, including multi-national and industrial-scale distribution centres, home-based businesses, a range of tourism, retail and hospitality venues which all contributes \$8.26 billion to Australia's Gross Regional Product as of June 2019.¹⁷

As an economic hub, a vibrant place to live and an attractive place to set up a future business, the City requires supporting built infrastructure that contributes to a greener and cleaner environment.

Our Sustainably Built Environment performance

The City has a demonstrated track record in supporting economic and personal growth. We continue to actively engage with residents and business owners to ensure that the built environment is supportive to the natural environment and does not contribute or result in detrimental environmental impacts.

The Strategic Community Plan 2020-2040 Goal 1 Liveable Belmont, Goal 3 Natural Belmont, Goal 4 Creative Belmont, and Goal 5 Responsible Belmont, specifies that the City will:

- *“Encourage and educate the community to embrace sustainable and healthy lifestyles”*
- *“Embrace technology, creativity and innovation to solve complex problems and improve our City”*
- *“Promote energy and water efficiency, renewable energy sources, and reduce emissions and waste”*
- *“Encourage sustainable development to guide built form”* and

¹⁵ City of Belmont. 2023. Profile and statistics, figures sourced from the ABS ERP 2019.

¹⁶ ABS Census 2016.

¹⁷ Department of Local Government, Sport, and Cultural Industries, 2019; .id - the population experts, 2020

- “Manage the City’s assets and financial resources in a responsible manner and provide the best possible services for the community”

Our environmental performance in the space of Sustainably Built Environments to date has included:

- The Belmont Hub being certified a 6-star Green Star building.¹⁸
- Implementing Water Sensitive Urban Design and permeable surfaces in the Epsom Ave, Faulkner Civic Precinct and Belmont Ave upgrades.
- Adoption of the Belmont Foreshore Precinct Plan, May 2018.

Ensure we fulfill our Compliance Obligations

The City will continue to abide by built environment related legislation and policies to enhance the built environment and to create a sustainable City. Our legal obligations include:

Compliance Obligation	Reference
Applications are reviewed by the Development Control Group (DCG) to ensure there is no detrimental impact to the environment.	<i>Planning and Development Act 2005.</i> <i>Environmental Protection Act 1986.</i>
Buildings and developments do not cause contamination.	<i>Contaminated Sites Act 2003.</i>
Applications within the Swan River development control area are assessed for environmental sensitivity and referred to the relevant authority.	<i>Swan and Canning Rivers Management Act 2006.</i> <i>Environmental Protection (Swan and Canning Rivers) Policy 1998.</i>
Integrate environment and natural resource management with broader land use planning and decision-making whilst protecting, conserving, and enhancing the natural environment.	<i>State Planning Policy 2.0 - Environment and natural resources.</i>
Acid Sulfate soils are managed.	<i>Contaminated Sites Act 2003.</i> <i>Western Australian Planning Commission Planning Bulletin No. 64 – Acid Sulphate Soils (2004).</i>
Buildings are sustainable and contribute to healthy environments and healthy living whilst complying with design standards.	<i>Building Act 2011.</i> <i>Building Code of Australia.</i>

¹⁸ Green Building Council of Australia. 2023. Green Star Number 2695. https://www.gbca.org.au/project-directory.asp?_ga=2.214153559.1715737554.1592175243-217341547.1588028417

Set and achieve Environmental Objectives and Strategies

4.1. City facilities incorporate Environmentally Sustainable Development (ESD) principles.

- 4.1.1. Sustainable Best Practices are incorporated in City buildings and infrastructure at time of development, renewal and in ongoing operations.

4.2. Integrate sustainable development principles into the City's planning framework, taking into account the WA State Planning context.

- 4.2.1. A Sustainable Development Guide is developed.
- 4.2.2. Prepare a Council Policy and supporting Operational Policy to guide the assessment and determination of Tree Preservation Orders under Schedule A of Local Planning Scheme No. 15.
- 4.2.3. Through the preparation of the City's new planning strategies and Local Planning Scheme, investigate an appropriate planning mechanism to achieve sustainable development outcomes.

4.3. The built form and urban development within the City of Belmont is environmentally sustainable and resilient to climate change.

- 4.3.1. Encourage ESD and WSUD through the City's local planning framework.
- 4.3.2. Future climate scenarios are incorporated into the City's planning framework to safeguard development and operations.

4.4. Through land use planning and development control, consider the impact of future development on the environment, including potential offsite environmental impacts.

- 4.4.1. Potentially contaminating land uses (existing and proposed) are identified, and associated risks of pollution of land, air and water are minimised.
- 4.4.2. Planning applications and building applications are reviewed with a view to encourage sustainable practices.

Sustainably Built Environment Goals

By 2033, the City should have

- Developed a Sustainable Development Guideline for developments within the City.
- Managed its contaminated sites effectively.
- Undertaken audits of its facilities to maximise sustainability initiatives.

Climate Resilient Energy and Transport

The City acknowledges that climate change will continue to have a significant effect on the Western Australian environment, society and economy, and the Local Government sector. Human behaviours, pollution and consumption patterns have both immediate and future impacts on the climate and environment.¹⁹ To ensure the City is being environmentally responsible and to safeguard it against future climate scenarios, appropriate action is required.

Whilst water resources and biodiversity have been addressed in other sections of this Strategy as they relate to climate change, the City will need to focus on climate resilient energy and transport options to support its operations and the community. Climate resilience should be regarded as being adaptive within the scope of the organisation and responsible for its potential impacts and emissions. It should also strive to remain socially responsible to the community. Efforts to reduce or limit emissions need to be implemented whilst managing the expenditure of resources in a direction which is beneficial to the City's communities; our community should be empowered to act and respond to climate change, with the City safeguarding services that support the community's wellbeing.²⁰

Our Climate Resilient Energy and Transport performance

Extreme heat events are predicted to impact our community, energy supply and use of our facilities.²¹ The City therefore needs to be adaptive in maintaining its services whilst addressing these impacts. The Strategic Community Plan 2020-2040 Goal 3 Natural Belmont and Goal 4 Creative Belmont specifies that the City will “*promote energy and water efficiency, renewable energy sources, and reduce emissions and waste*” and “*embrace technology, creativity and innovation to solve complex problems*”.

Since signing the WALGA Declaration on Climate Change in 2012, the City has progressed with:

- Seven contestable sites at the following locations:
 - City of Belmont Operations Centre
 - City of Belmont Civic Centre and Belmont Hub
 - City of Belmont Youth and Family Services Centre

¹⁹ The Western Australian Local Government Declaration on Climate Change; signed by the City of Belmont 15 May 2012 and WALGA Policy Statement endorsed by State Council July 2018 - <https://walga.asn.au/policy-advocacy/our-policy-areas/environment/climate-change>.

²⁰ Godden, Naomi Joy, Doreen Wijekoon, and Kylie Wrigley. 2022. “Social (In)Justice, Climate Change and Climate Policy in Western Australia.” *Environmental Sociology*, May 1–11. <https://doi.org/10.1080/23251042.2022.2069216>.

²¹ Brown, Helen, Katrina Proust, Barry Newell, Jeffery Spickett, Tony Capon, and Lisa Bartholomew. 2018. “Cool Communities—Urban Density, Trees, and Health.” *International Journal of Environmental Research and Public Health* 15 (7): 1547. <https://doi.org/10.3390/ijerph15071547>.

- Gerry Archer Athletic Track
- Ascot Waters Freshwater Lake
- Centenary Park
- Ascot Waters Compensating Basin

Sites using greater than 50,000 kWh pa are energised by renewable energy, offsetting 100% of their CO2e emissions since May 2022.

- Five solar photovoltaic systems have been installed on City buildings, including the Ascot Kayak Club (10kW), Operations Centre (40kW), Harman Park Community Centre (10kW), Belmont Sports and Recreation Centre (30kW), and the Belmont Hub (100kW).
- The Belmont Hub achieved 6-Star Green Star for ‘Design’ and ‘As Built’.²²
- Annual retrofits have continued, removing fluorescent and metal halide internal and external lights, and replacing them with LEDs.
- The City’s light-vehicle fleet’s average combined tailpipe emissions have remained below 188g CO2/km.

Ensure we fulfill our Compliance Obligations

The City will continue to abide by Climate Resilient Energy and Transport related legislation and policies to create a sustainable City.

Our legal obligations include:

Compliance Obligation	Reference
43% reduction from 2005 levels by 2030 and net zero by 2050.	<i>Climate Change Act 2022, WALGA's Policy Statement on Climate Change.</i> ²³
Report on greenhouse gas emissions as required.	<i>National Greenhouse and Energy Reporting Act 2007</i> (NGER Act).
Prevent the use of banned substances and gasses in operations.	<i>Product Emissions Standards Act 2017. Ozone Protection and Synthetic Greenhouse Gas Management Act 1989 (Commonwealth).</i>



Set and achieve Environmental Objectives

5.1. Ensure our operations are resilient to climate change.

- 5.1.1. Develop a Future Energy Action Plan to ensure energy is sourced sustainability and used efficiently, moving towards 100% renewable energy use by 2050 and achieving emissions targets.
- 5.1.2. Monitor the progress of climate change initiatives and communicate achievements to Council and Community.

5.2. Our community is equipped to face climate change challenges.

- 5.2.1. Improve education and awareness, raising our community's capacity in climate change mitigation, adaptation, and impact reduction.


5.3. Our operational fleet and transport options are fit-for-purpose and sustainable.

- 5.3.1. Minimise fuel use and emissions of vehicles and plant used in connection with City operations and support initiatives aimed at reducing reliance on fossil fuels in relation to transportation.
- 5.3.2. Support "travel smart" initiatives to increase uptake of alternative forms of transport.

Climate Resilient Energy and Transport Goals

By 2033, the City should have

- Engaged its community in support of their climate change initiatives.
- Developed a Future Energy Action Plan.
- Reviewed its carbon footprint with forecasted reduction targets to achieve net zero by 2050.
- Increased its use of renewable energy and supporting technologies by 50% with a forecast to achieve 100% by 2033.



Waste and Resource Recovery

With an anticipated growing population, waste management is an important consideration. The amount of space available for landfill is limited and waste-to-landfill produces greenhouse gas emissions, contaminates the environment and will exhaust available space. In addition, valuable resources can be lost in the disposal of waste, increasing their demand. In contrast, recovery, reuse, reprocessing and recycling all avoid greenhouse gas emissions that would otherwise be generated in the manufacture and transport of new materials and items.

The City's approach to waste avoidance and minimisation are underpinned by the application of Waste Hierarchy principles, which ranks management options in order of their general environmental undesirability. In following the hierarchy, Western Australian's are asked to avoid, recover, and protect resources.²⁴

- Avoid – 10% reduction in waste generation per capita by 2025 and 20% by 2030.
- Recover – increase material recovery to 67% by 2025, 70% by 2030.
- Protect – No more than 15% of waste generated in Perth and Peel regions is landfilled by 2030 and all waste is managed or disposed to better practice facilities.

Our Waste and Resource Recovery performance

The City continues to follow the Waste Authority's guidance on waste disposal in Western Australia.

The Strategic Community Plan 2020-2040 Goal 3 Natural Belmont specifies that the City will "*Keep our City clean*". In addition, as an organisation, we've worked to reduce our own waste footprint:

- Committed to reducing use of single use plastics in City operations where appropriate.
- A Waste Minimisation Plan was developed for the Faulkner Civic Buildings, encompassing the Civic Centre, Belmont Hub, and former Library
- Our Council reduced printed councillor communications (sheets per councillor) by 70% between 2016 and 2019.
- The City's Civic Centre reduced disposal of recycle materials from 58.3% to 16% in its general waste in 2019.

²⁴ Waste Authority WA. 2023. Strategic Direction
<https://www.wasteauthority.wa.gov.au/about/view/strategic-direction>



Ensure we fulfill our Compliance Obligations

The City will continue to abide by Waste and Resource Recovery related legislation and policies to enhance the built environment and to create a sustainable City.

Our legal obligations include:

Compliance Obligation	Reference
Appropriate waste management.	<i>Waste Avoidance and Resource Recovery Act 2007 (WARR Act).</i>
Adhere to single use plastics ban.	<i>Environmental Protection (Prohibited Plastics and Balloons) Regulations 2018.</i>
Dispose of trade waste under permit.	<i>Environmental Protection (Controlled Waste) Regulations 2004.</i>

Set and achieve Environmental Objectives

6. The City applies best waste minimisation practices across all areas of operations, including in the provision of municipal waste services.

- 6.1.1. Waste Hierarchy principals are applied to City operations to minimise waste generation and disposal to landfill and achieve best reuse and recovery outcomes.
- 6.1.2. Efficient use of paper and other resources, improving resource recovery and reducing waste to landfill and implementing renewable energy technologies to minimise the City’s corporate carbon footprint.

6.2. Our local community contributes to Western Australia becoming a sustainable, low-waste, circular economy in which human health and the environment are protected from the impacts of waste.

- 6.2.1. Provide our residential community with best practice waste disposal options, underpinned by Waste Hierarchy principals.
- 6.2.2. Considering life cycle impacts in our procurement of goods and services.

6.3. Waste does not end up in our natural areas or waterways.

- 6.3.1. Implement measures to minimise and manage littering, dumping and other inappropriate disposal or accumulation of waste on City managed land.



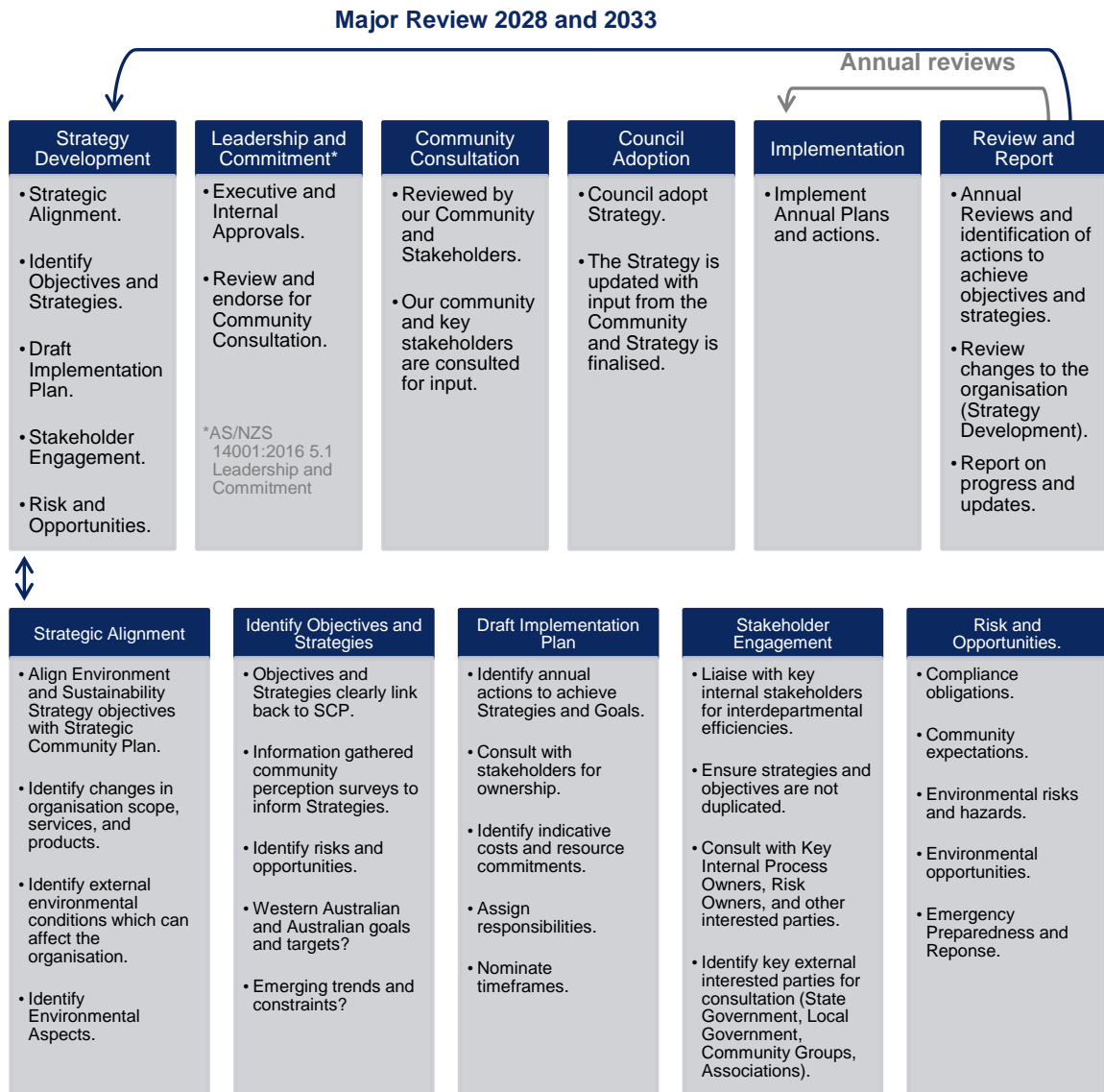
Waste and Resource Recovery Goals

By 2028 the City should have

- Developed a Waste Management Plan including guidelines for waste minimisation throughout the City's Operations.
- Managed the impact waste has within the Community and the Environment within the City.
- Contributed to Western Australia becoming a sustainable and low waste economy mindful of the actions taken now for future generations.

Implementation, Review and Monitoring of this Strategy

The following review structure will be adopted for the life of the Strategy.





City of Belmont

215 Wright Street, Cloverdale Western Australia 6105

Locked Bag 379, Cloverdale Western Australia 6985

Open 8:30am - 4:45pm, Monday - Friday

9477 7222

belmont@belmont.wa.gov.au

9477 7224 (A/H)

belmont.wa.gov.au



ENVIRONMENT AND SUSTAINABILITY STRATEGY (ESS) 2023 - 2033 – PUBLIC CONSULTATION FEEDBACK	
Public Consultation Feedback <i>(Commentary provided that was not directly related to the ESS has been removed for clarity)</i>	Officer Comment/Recommendation
<p>Respondent 1:</p> <p>Climate Resilient Energy and Transport Transport GHG emissions make up approx 25% of emissions, but this plan does nothing to encourage the building of infrastructure that allows the community to use low-carbon transport methods. Encouraging the community via 'travel smart' initiatives is one thing, but failing to include the implementation of the Sustainable Transport Plan as a significant part of the Transport component suggests the City is not taking Climate Resilient Transport seriously.</p> <p>Waste and Resource Recovery According to goal 6.3 of the Plan, 'Waste does not end up in our natural areas or waterways.' The City has artfully avoided this by trucking our landfill 100 km away, ensuring that the waste does not end up in *our* waterways, but instead someone else's. Trucking all of our waste this far when much closer alternatives are available is not a sustainable decision.</p> <p>Sustainably Built Environments One goal noted here is to "Encourage and educate the community to embrace sustainable and healthy lifestyles." Again, this should include sustainable transport infrastructure.</p>	<p>The City made the decision to focus the ESS on sustainable transport and energy objectives on internal operations. The provision of low-carbon transport options will be addressed in the major review of the Sustainable Transport Plan.</p> <p>Comments regarding waste and resource recovery are a commentary around waste management and not related to objective 6.3. The feedback regarding the choice of landfill option by the waste service provider will be noted.</p> <p>The City's waste contract is an open tender process and includes disposal of waste to landfill options. Each respondent can nominate their disposal facility provided it meets regulatory standards. The City does not nominate the location based on distance. The City has a Waste Supply Agreement which will see residual waste taken to the East Rockingham Waste to Energy facility when it opens in 2024, reducing waste to landfill and the distance for transport improving the environmental outcome.</p> <p>Community education has been addressed under objective 5.2. within the Climate Resilient Energy and Transport theme.</p> <p>Changes to the ESS based on feedback:</p> <ul style="list-style-type: none"> • Page 23: Addition of the word "operational" was added to objective 5.3. to provide clarification.

ENVIRONMENT AND SUSTAINABILITY STRATEGY (ESS) 2023 - 2033 – PUBLIC CONSULTATION FEEDBACK	
Public Consultation Feedback (Commentary provided that was not directly related to the ESS has been removed for clarity)	Officer Comment/Recommendation
<p>Respondent 2:</p> <p>Consider supporting locals to preserve their trees in their yards, with a grant program acknowledging the community and environmental benefit of keeping established trees despite the sometimes significant cost to the individual homeowner (saw a post in the community site just recently about chopping down their trees due to the cost, and lots of community members were responding that they were sad to lose the trees). I'd be happy to contribute to conserve trees in the city of Belmont!</p> <p>Consider investing in a move towards underground power to allow the trees to spread with less risk and cost to homeowners.</p> <p>Consider a free or cheap mulching program available all year to help people be water wise in their gardens.</p> <p>Share your resource of local natives with the Belmont community, and consider including links of where to source them, and key info (which ones are good for the yard, safe for kids/pets etc), etc.</p> <p>Support for additional companion verge trees for people who want them (eg one fast growing for city shade/canopy one slower growing native for habitat etc).</p> <p>Please also consider working towards introducing:</p> <ul style="list-style-type: none"> • energy efficient LED streetlights, 	<p>Tree preservation is important to the City. The provision of grant programs or other benefit programs will be investigated. The ESS has addressed the preservation of trees on private property under Objective 4.2.2.</p> <p>The following items are actions that can be completed within the Implementation Plan and will not affect the objectives or goals outlined within the ESS.</p> <p>Western Power's Targeted Underground Power Program (TUPP) is driven by the requirement for renewal based on condition. The City welcomes opportunities to participate where it can subject to costs and community feedback in relation to a cost/benefit analysis.</p> <p>The City currently provides free mulch annually to residents and will consider an expanded service within the Implementation Plan. This may include soil conditioning products from the upcoming FOGO program.</p> <p>The City will develop and publish information around local native gardening and as part of the Implementation Plan.</p> <p>The feedback on verge trees and canopy coverage will be noted and submitted to the Urban Forest Team for consideration in the review of the Urban Canopy Plan.</p>

ENVIRONMENT AND SUSTAINABILITY STRATEGY (ESS) 2023 - 2033 – PUBLIC CONSULTATION FEEDBACK	
Public Consultation Feedback (Commentary provided that was not directly related to the ESS has been removed for clarity)	Officer Comment/Recommendation
<ul style="list-style-type: none"> • installing electric vehicle charging stations, • using recycled road construction materials, and • increasing tree canopy coverage. 	<p>The additional goals mentioned will be noted and submitted internally for preparation of future maintenance and implementation plans.</p> <p>No changes to ESS.</p>
<p>Respondent 3:</p> <p>My broad concerns with the Strategy are:</p> <ul style="list-style-type: none"> • No stakeholder input was provided in its drafting, • There is no mention of first nations people outside of the acknowledgement of country, and certainly no commitment to engage with first nations communities in the implementation of the strategy. • Not all of the relevant environment and sustainability issues have been considered, only a few areas cherry picked based on available action plans. • Takes a bare minimum compliance approach to greenhouse gas emission targets, even though those targets have been demonstrated to be insufficient (see Climate Analytics 2019, https://climateanalytics.org/publications/2019/a-15c-compatible-carbon-budget-for-westernaustralia/). • Fails to commit to the waste heirarchy goals provided by the Western Australian government, instead opting for vauge goals around ‘minimisation’ and ‘managing impacts’. • Fails to commit to electrification of the City’s fleet or mention a community EV charging strategy. 	<p>The City’s inaugural First Nations Strategy is in draft form and when adopted by Council, a reference can be included in a future review of the ESS with any identified actions listed in the Implementation Plan.</p> <p>The six key themes chosen for the ESS were developed from our Strategic Community Plan 2020-2040, which was based upon the community’s priorities and needs.</p> <p>Comments regarding emissions targets will be investigated within the development of the Future Energy Action Plan.</p> <p>The ESS addresses the Waste Hierarchy in goal 6.1.1. and aims to meet the targets set out in the <i>Waste Avoidance and Resource Recovery Strategy</i> (theStrategy).</p> <p>The City’s Waste Plan which has been endorsed by Council and is available on the website aligns with the Strategy. The Waste Plan has also been approved by the Department of Water and Environmental Regulation.</p> <p>The City has not included objectives or goals in the ESS around electrification of the City’s fleet or provision of community EV</p>

ENVIRONMENT AND SUSTAINABILITY STRATEGY (ESS) 2023 - 2033 – PUBLIC CONSULTATION FEEDBACK	
Public Consultation Feedback (Commentary provided that was not directly related to the ESS has been removed for clarity)	Officer Comment/Recommendation
	<p>infrastructure. The introduction of EV's into the City's fleet will be based on opportunities for transition as current vehicles are replaced. Replacements should represent good value based on whole of life costs with respect to the forecast usage and kms travelled.</p> <p>A more comprehensive investigation is scheduled to be conducted in 2024 to ensure these items are financially feasible and provide a justifiable benefit to the whole community.</p> <p>No changes to ESS.</p>
<p>Respondent 4:</p> <ul style="list-style-type: none"> • I think a four year strategy, put out for comment every four years, would have been better. • Integrate environment and natural resource management with broader land use planning and decision-making whilst protecting, conserving, and enhancing the natural environment. 	<p>The ESS was developed to be a 10-year strategic document, with major reviews in 2028 and 2033. These major reviews will include public comment.</p> <p>In developing the ESS, extensive consultation was undertaken to ensure that it aligns with existing legislation and Council Policies. Where necessary, new policies are being developed as noted in the ESS.</p> <p>Changes to the ESS based on feedback:</p> <ul style="list-style-type: none"> • Page 27: Amended to reflect a mid-way review in 2028 and major review in 2033.

ENVIRONMENT AND SUSTAINABILITY STRATEGY (ESS) 2023 - 2033 – PUBLIC CONSULTATION FEEDBACK	
Public Consultation Feedback (Commentary provided that was not directly related to the ESS has been removed for clarity)	Officer Comment/Recommendation
<p>Respondent 5:</p> <ul style="list-style-type: none"> • Item 1.7: Liaise with business stakeholders outside of Belmont to promote external investment and the City to offer incentive for higher quality investment. • Item 2.1: Include a review of unnecessary clearing of vegetation on private lands. • Item 2.2.1: Use diverse and climate resilient planting instead of natives. • Item 3.2.2: Specific this goal to “remedial planting along the Swan River foreshore, at reserves co-managed between City of Belmont and WaterCorp, in addition to sumps and drains fully managed by WaterCorp.” • Item 4.2: we suggest the City implement planning strategies that prescribes minimum efficiency standards for developments to be equipped to face climate change challenges. • Item 5.1.1: Provide a more ambitious aim than 100% renewable energy by 2050. • Suggestion of a more detain plan outside of the annual and major mid-term review. <p>This section of the Strategy should outline key goals to ensure that progress is made in a measurable and sustainable way for the City’s staff and the benefit of implementing these actions for residents.</p>	<p>The City promotes investment opportunities for businesses through its Economic Development team.</p> <p>The City has addressed the clearing of private vegetation in objective 4.2.2.</p> <p>The City takes the approach of using native/hybrids specific to the Swan Coastal Plain where it can.</p> <p>The inclusion of Swan River foreshore and co-managed spaces are detailed in the Ecology and Biodiversity Goals.</p> <p>An additional goal has been added to implement a planning mechanism for sustainable development outcomes.</p> <p>The City’s targets and goals are set as a minimum. The Future Energy Action Plan can implement actions to achieve a higher target.</p> <p>Changes to the ESS based on feedback:</p> <ul style="list-style-type: none"> • Page 20: Addition of objective 4.2.3 to demonstrate that the City will investigate planning mechanisms to implement a standard of sustainable development outcomes.

ENVIRONMENT AND SUSTAINABILITY STRATEGY (ESS) 2023 - 2033 – PUBLIC CONSULTATION FEEDBACK	
Public Consultation Feedback (Commentary provided that was not directly related to the ESS has been removed for clarity)	Officer Comment/Recommendation
<p>Respondent 6:</p> <ul style="list-style-type: none"> • The groups main concern is the implementation, review and monitoring of the draft strategy. • The main portion of this response was providing initiatives that can be implemented along side the strategy. To summaries, this initiatives include: <ul style="list-style-type: none"> – Conversion of streetscapes (verges and median strips) and park verges into planted spaces. – Transition to underground power. – Wetland rehabilitation and landscaping of co-managed spaces including Water Corporation owned drainage. – Ecological initiatives such as seed collection. – Employment of bin compliance officer. • Comment was made about the use of tree species and tree canopy goals. This is address in the City’s Tree Canopy Plan. • The use of native species should be changed to diverse and climate resilient planting. • A number of compliances suggestions were made including the provision of case numbers for enquires, and residential bin audits. • The consideration of having a minimum build standard to encourage sustainable and better quality developments. • Provide targets for the council’s energy use, for example, electrifying the fleet by 2025. 	<p>The initiatives outlined will be considered as actions within the Implementation Plan.</p> <p>The City takes the approach of using native/hybrids specific to the Swan Coastal Plain where it can.</p> <p>The commentary regarding compliance actions will be noted for the Implementation Plan.</p> <p>An additional goal has been added to implement a planning mechanism for sustainable development outcomes. The City's targets and goals are set as a minimum.</p> <p>The Future Energy Action Plan can implement actions to achieve a higher target, if desired.</p> <p>The City has an endorsed Waste Plan (available on the website) that also has been approved by the Department of Water & Environmental Regulation which addresses the targets for waste minimisation and resource recovery required by the State Governments Waste Avoidance and Resource Recovery Strategy. The City will also be addressing waste education to improve separation at the source</p> <p>No changes to ESS.</p>

ENVIRONMENT AND SUSTAINABILITY STRATEGY (ESS) 2023 - 2033 – PUBLIC CONSULTATION FEEDBACK	
Public Consultation Feedback <i>(Commentary provided that was not directly related to the ESS has been removed for clarity)</i>	Officer Comment/Recommendation
<ul style="list-style-type: none"> • There is no clear strategy for waste management. • A section was relating to Orrong Road, which is not relevant to the ESS. 	

12.5 2023-2024 October Budget Review

Voting Requirement	:	Absolute Majority
Subject Index	:	54/004 Budget Documentation Council
Location/Property Index	:	N/A
Application Index	:	N/A
Disclosure of any Interest	:	N/A
Previous Items	:	N/A
Applicant	:	N/A
Owner	:	N/A
Responsible Division	:	Corporate and Governance

Council role

Executive The substantial direction setting and oversight role of the Council eg adopting plans and reports, accepting tenders, directing operations, setting and amending budgets.

Purpose of report

The purpose of this report is to present the October 2023 Budget Review and to seek Council's authorisation of the proposed budget amendments arising from the review.

Summary and key issues

In keeping with sound financial management practices, a review of the 2023-2024 Adopted Budget has been conducted with the aim of reviewing carried forward items from 2022-2023 and including other amendments.

Officer Recommendation

That Council, in accordance with *Local Government (Financial Management) Regulations 1996* Regulation 33A, adopt the amendments contained in the 2023-2024 October Budget Review (Attachment 12.5.1).

An absolute majority of Council is required

Location

Not applicable.

Consultation

There has been no specific consultation undertaken in respect to this matter other than internal staff.

Strategic Community Plan implications

In accordance with the 2020 – 2040 Strategic Community Plan:

Goal 5: Responsible Belmont

Strategy: 5.2 Manage the City's assets and financial resources in a responsible manner and provide the best possible services for the community.

Policy implications

There are no policy implications associated with this report.

Statutory environment

Regulation 33A of the *Local Government (Financial Management) Regulations 1996* requires a local government to carry out a review of its budget between 1 January and 28 February each year, report it to Council on or before 31 March, and then report the outcome of the review to the Department of Local Government Sport and Cultural Industries within 14 days. Although this current budget review is not mandatory, it has been considered good financial practice to perform two budget reviews at the City of Belmont. The second budget review will be conducted in February and reported to Council in March 2024.

Background

In keeping with Council's ongoing budget control and financial management, a number of adjustments are required to ensure Council's Budget continues to reflect an accurate position. Since the detailed budget was prepared, the 2022-2023 Financial statements have been prepared and the carried forward figures and surplus amounts can now be updated. It is important to note that this brought forward position remains subject to financial audit.

The October Budget Review process is predominantly aimed at addressing the following issues:

- Decisions of Council requiring funding
- New items arising following the original budget adoption
- Updating of carry forward works
- Reviewing and updating the estimated opening surplus.

Report

Opening Balance

As has been the case in previous Budget Reviews, one of the issues to be addressed relates to the estimated opening balance. The opening balance is predicted early in the budget process to enable budget preparation and rate modelling to proceed and is a best estimate at that point in time. This surplus position is finalised when the City's audit has been completed.

The financials for 30 June 2023 have been completed, however the audit is expected to be completed at the end of November 2023 and at that stage the opening surplus will be confirmed. In the interim, the opening surplus has been updated based on the recent estimates and will be further updated during the March 2024 budget review.

The following summarises the movement in the opening surplus position for this review:

Budgeted opening surplus	\$7,559,492
Increase in opening surplus	\$4,554,448
Estimated opening surplus position	\$12,113,940

The increased surplus of \$4.5m is attributable to the following:

- Carry forward of budgeted funds for projects that was not spent in 2022-2023 of \$3M not previously budgeted in 2023-2024
- Higher than anticipated advance payment of Financial Assistance Grant received 30 June 2023 of \$1.2M

Budget Amendments

The detail of the proposed budget review is included in the following documents:

- Budget Review Comparison (Attachment 12.5.1);
- Statement of Financial Activity (Attachment 12.5.2); and
- Budgeted Reserve Balances for the year ending 30 June 2024 (Attachment 12.5.3).

A detailed listing of all budget adjustments can be found at Attachment 12.5.1. It should be noted that the report includes only those line items that have changed during the review process.

An updated Statement of Financial Activity at Attachment 12.5.2 compares the proposed October budget review to the adopted budget. Material adjustments are included below.

Revenue from operating activities has increased by \$2,935,023, including the following amendments:

- Higher than anticipated advance payment of Financial Assistance Grant \$1.2M
- Higher interest earnings as a result of higher rates on investments and increased balances \$1.5M

Expenditure from operating activities has increased by \$4,528,630, including the following amendments:

- Increase to loss on asset disposals of \$1.6M as a result of fleet & plant replacements not delivered by 30 June
- Inclusion of costs relating to street lighting not previously included \$866K
- Inclusion of costs to repair network infrastructure at Belmont Hub of \$219K (to be claimed on insurance)
- Various increases to City Facilities maintenance \$198K
- Additional resourcing required to support FOGO rollout \$193K
- Various increases to Economic & Community Development programs \$188K
- Inclusion of various hardware/software costs \$180K
- Inclusion of election costs of \$138K (to be funded from reserve)
- Inclusion of \$115K asset valuation costs not completed prior to 30 June

Amounts attributable to investing activities have increased by \$1,796,104, including the following amendments:

- Inclusion of \$1.2M Park, Leisure & Environment projects not completed prior to 30 June, including various irrigation projects
- Inclusion of \$622K Footpath and Road projects not completed prior to 30 June

Amounts attributable to financing activities have increased by \$4,099,757, including the following amendments:

- Increased transfer to reserve to fund future projects \$3.8M
- Increased transfer to reserve of Bilya Kard Boodja funding to reserve until DBCA approval granted \$1.6M
- Increased transfer to reserve relating to increased reserve interest earnings \$421K
- Increased transfer from reserve for funding of various items including employee long service leave entitlements \$283K, interim funding of Hub repairs \$219K, FOGO implementation \$151K, election costs \$138K and aged persons improvements \$137K

Financial implications

The presentation of these reports to Council ensures compliance with the Local Government Act 1995 and associated Regulations, and also ensures that Council is regularly informed as to the status of its financial position.

Environmental implications

There are no environmental implications associated with this report.

Social implications

There are no social implications associated with this report.

Attachment details

Attachment No and title	
1.	Budget Review Comparison [12.5.1 - 43 pages]
2.	Statement of Financial Activity [12.5.2 - 1 page]
3.	Budgeted Reserve Balances [12.5.3 - 1 page]

Attachment 12.5.1 Budget Review Comparison



Budget Review Comparison for &SECTION.DESCR Current Budget: 24CLBUD, Revised Budget: 24CLRBD1

	Authorised Budget 2023-24	Actual to 27-Sep-2023	Oct Rev Budget 2023-24	Movement	Movement Comment
05 - Chief Executive Officer					
010 - Chief Executive Officer					
920100 - Chief Executive Officer					
6 - Capital Income					
00 - Operating					
6835 - LSL Reserve - Salaries	0	0	-83,440	-83,440	October: Reserve funding of LSL
TOTAL 00 - Operating	0	0	-83,440	-83,440	
TOTAL 6 - Capital Income	0	0	-83,440	-83,440	
TOTAL Chief Executive Officer	0	0	-83,440	-83,440	
TOTAL 010 - Chief Executive Officer	0	0	-83,440	-83,440	
TOTAL 05 - Chief Executive Officer	0	0	-83,440	-83,440	
10 - Corporate & Governance					
040 - Executive Services					
920000 - Governance					
1 - Expenditure					
00 - Operating					
1268 - Services - Postal	42,000	10,190	60,000	18,000	Postage increase 1 Jan \$38k, SCP extra mail out \$4k October increased rate from 1 Jan plus increased mailouts
1270 - Services - Legal	20,000	2,725	30,000	10,000	Assumes Legal adviser position approved October RV and JV housing issues
1279 - Services - Other	17,000	0	77,000	60,000	Copyright policies review \$10k Livestreaming \$5k, Minute book binding 2 x \$1k October \$40k Faulkner survey \$20k Ascot survey
1399 - Miscellaneous	2,000	207	5,500	3,500	October: \$3500 added for standing desks being requested by staff
TOTAL 00 - Operating	81,000	13,122	172,500	91,500	
TOTAL 1 - Expenditure	81,000	13,122	172,500	91,500	
TOTAL Governance	81,000	13,122	172,500	91,500	
920001 - Compliance					
1 - Expenditure					
00 - Operating					
1204 - Long Service Leave	0	28,294	28,294	28,294	October: Increased in line with actual
TOTAL 00 - Operating	0	28,294	28,294	28,294	
40 - Fleet/Plant Operating					
1224 - Fuel	2,060	240	828	-1,232	October: Fuel adjusted for reduced use.
TOTAL 40 - Fleet/Plant Operating	2,060	240	828	-1,232	
TOTAL 1 - Expenditure	2,060	28,534	29,122	27,062	
6 - Capital Income					
00 - Operating					
6835 - LSL Reserve - Salaries	0	0	-28,294	-28,294	October: Reserve funding of LSL
TOTAL 00 - Operating	0	0	-28,294	-28,294	
TOTAL 6 - Capital Income	0	0	-28,294	-28,294	
TOTAL Compliance	2,060	28,534	828	-1,232	
920002 - Business Improvement					
1 - Expenditure					
00 - Operating					
1227 - Printing	4,000	1,994	6,000	2,000	Service charter fliers and cards will need updating to reflect new complaints policy etc October: \$2k customer charter printing already blown
1279 - Services - Other	40,000	0	47,000	7,000	SCP consultant \$40k, SGS audit major 3 year cycle \$15k October: extra \$7k for SCP based on quote
TOTAL 00 - Operating	44,000	1,994	53,000	9,000	
TOTAL 1 - Expenditure	44,000	1,994	53,000	9,000	
TOTAL Business Improvement	44,000	1,994	53,000	9,000	
TOTAL 040 - Executive Services	127,060	43,649	226,328	99,268	
060 - Records Management					

Attachment 12.5.1 Budget Review Comparison



Budget Review Comparison for &SECTION.DESCR Current Budget: 24CLBUD, Revised Budget: 24CLRBD1

	Authorised Budget 2023-24	Actual to 27-Sep-2023	Oct Rev Budget 2023-24	Movement	Movement Comment
920500 - Records Management					
1 - Expenditure					
00 - Operating					
1204 - Long Service Leave	0	8,328	6,940	6,940	October: Increased per actual
TOTAL 00 - Operating	0	8,328	6,940	6,940	
TOTAL 1 - Expenditure	0	8,328	6,940	6,940	
6 - Capital Income					
00 - Operating					
6835 - LSL Reserve - Salaries	0	0	-6,940	-6,940	October: Reserve funding of LSL
TOTAL 00 - Operating	0	0	-6,940	-6,940	
TOTAL 6 - Capital Income	0	0	-6,940	-6,940	
TOTAL Records Management	0	8,328	0	0	
TOTAL 060 - Records Management	0	8,328	0	0	
070 - Governance					
921500 - Governance					
1 - Expenditure					
00 - Operating					
1270 - Services - Legal	30,000	1,911	50,000	20,000	McLeod's retainer + as required October: Increase per request for addition legal funds presented to September SCM
1382 - Election Expenses	22,000	1,734	160,000	138,000	\$138k in reserve, quote WAEC \$146k plus buffer to \$160k October \$160k per previous budget, reflects amount to come from reserves
TOTAL 00 - Operating	52,000	3,644	210,000	158,000	
TOTAL 1 - Expenditure	52,000	3,644	210,000	158,000	
6 - Capital Income					
00 - Operating					
6830 - Election expenses reserve	0	0	-138,000	-138,000	October: Reserve funding of election costs
TOTAL 00 - Operating	0	0	-138,000	-138,000	
TOTAL 6 - Capital Income	0	0	-138,000	-138,000	
TOTAL Elected Members/Council	52,000	3,644	72,000	20,000	
TOTAL 070 - Governance	52,000	3,644	72,000	20,000	
090 - Finance					
911000 - Finance Department					
1 - Expenditure					
00 - Operating					
1200 - Salaries	1,428,233	295,657	1,417,241	-10,992	October: Reduced per unpaid leave taken
1216 - Agency Staff	0	3,364	3,364	3,364	October: Final invoice for Senior Finance Officer
1231 - Software - Other	28,550	0	34,600	6,050	Procurement of LG Solutions Fees & Charges software and annual licence of LG Solutions YE October: LG Solutions Fees & Charges software \$19k, LG Solutions YE \$12k, OneSource FBT \$2,500
1252 - Equipment	5,000	0	7,000	2,000	October: Increase for purchase of replacement chairs
1271 - Services - Other Consultants	55,000	0	168,000	113,000	Allowance for asset revaluation pending index assessment (\$40K), Grant workshops (2 x \$1500) and Moore LTFP model (\$10k) October: Carry forward \$115K valuation expenses delivered September
TOTAL 00 - Operating	1,516,783	299,021	1,630,205	113,422	
40 - Fleet/Plant Operating					
1224 - Fuel	7,128	1,489	6,933	-195	
1314 - Ins. Prem - Motor Vehicle	913	1,108	1,108	195	Annual insurance premium.
TOTAL 40 - Fleet/Plant Operating	8,041	2,597	8,041	0	
TOTAL 1 - Expenditure	1,524,824	301,618	1,638,246	113,422	
TOTAL Finance Department	1,524,824	301,618	1,638,246	113,422	
TOTAL 090 - Finance	1,524,824	301,618	1,638,246	113,422	
100 - Financing Activities					
913500 - Financing Activities					
4 - Income					
00 - Operating					
4164 - Interest - Bank	-543,096	-892,971	-1,699,125	-1,156,029	October: Increased in line with FY23 closing balance and revised interest rate

Attachment 12.5.1 Budget Review Comparison



Budget Review Comparison for &SECTION.DESCR Current Budget: 24CLBUD, Revised Budget: 24CLRBD1

	Authorised Budget 2023-24	Actual to 27-Sep-2023	Oct Rev Budget 2023-24	Movement	Movement Comment
4820 - Information Technology Reserve	-55,116	7,862	-65,919	-10,803	October: Increased in line with FY23 closing balance and revised interest rate
4821 - Administration Building Reserve	-9,792	1,344	-11,266	-1,474	October: Increased in line with FY23 closing balance and revised interest rate
4822 - Aged persons housing reserve	-32,088	3,873	-32,478	-390	October: Increased in line with FY23 closing balance and revised interest rate
4823 - Streetscapes reserve	-20,424	2,801	-23,485	-3,061	October: Increased in line with FY23 closing balance and revised interest rate
4825 - Aged Community Care Reserve	-9,084	1,246	-10,450	-1,366	October: Increased in line with FY23 closing balance and revised interest rate
4826 - Belmont District Band reserve	-1,944	267	-2,242	-298	October: Increased in line with FY23 closing balance and revised interest rate
4829 - District valuation reserve	-14,232	90	-757	13,475	October: Increased in line with FY23 closing balance and revised interest rate
4830 - Election expenses reserve	-5,604	772	-6,477	-873	October: Increased in line with FY23 closing balance and revised interest rate
4831 - Faulkner Park Ret. Vill. owner	-27,300	3,784	-31,730	-4,430	October: Increased in line with FY23 closing balance and revised interest rate
4833 - Land acquisition reserve	-381,168	55,892	-468,638	-87,470	October: Increased in line with FY23 closing balance and revised interest rate
4835 - LSL Reserve - Salaries	-82,308	10,353	-86,810	-4,502	October: Increased in line with FY23 closing balance and revised interest rate
4836 - LSL Reserve - Wages	-15,996	1,323	-11,096	4,900	October: Increased in line with FY23 closing balance and revised interest rate
4837 - Environment reserve	-42,660	8,348	-69,992	-27,332	October: Increased in line with FY23 closing balance and revised interest rate
4838 - Plant replacement reserve	-23,760	9,014	-75,578	-51,818	October: Increased in line with FY23 closing balance and revised interest rate
4839 - Property development reserve	-616,236	84,304	-706,865	-90,629	October: Increased in line with FY23 closing balance and revised interest rate
4840 - Ruth Faulkner library reserve	-1,908	261	-2,192	-284	October: Increased in line with FY23 closing balance and revised interest rate
4841 - Waste Management Reserve	-248,400	39,992	-331,133	-82,733	October: Increased in line with FY23 closing balance and revised interest rate
4843 - History Reserve	-5,952	947	-7,938	-1,986	October: Increased in line with FY23 closing balance and revised interest rate
4844 - Workers Comp/Insurance Reserve	-61,368	7,238	-60,684	684	October: Increased in line with FY23 closing balance and revised interest rate
4845 - Building maintenance reserve	-212,820	27,892	-233,866	-21,046	October: Increased in line with FY23 closing balance and revised interest rate
4846 - HomesWest Reserve	-38,124	5,072	-42,529	-4,405	October: Increased in line with FY23 closing balance and revised interest rate
4847 - Misc Entitlements Reserve	-59,436	4,328	-36,293	23,143	October: Increased in line with FY23 closing balance and revised interest rate
4848 - Ascot Waters Marina Mtc & Rest	-40,104	5,773	-48,407	-8,303	October: Increased in line with FY23 closing balance and revised interest rate
4849 - Retirement Village Buy Back Res	-100,692	13,398	-112,337	-11,645	October: Increased in line with FY23 closing balance and revised interest rate
4850 - Public Art Reserve	-16,416	2,251	-18,733	-2,457	October: Increased in line with FY23 closing balance and revised interest rate
4851 - Aged Services Reserve	-44,208	6,063	-50,836	-6,628	October: Increased in line with FY23 closing balance and revised interest rate
4853 - Car Parking Reserve	-2,568	353	-2,957	-389	October: Increased in line with FY23 closing balance and revised interest rate
4854 - Belmont Trust Reserve	-61,896	8,897	-74,602	-12,706	October: Increased in line with FY23 closing balance and revised interest rate
4855 - Urban Forest Strategic Management Reserve	-8,224	661	-5,546	-722	October: Increased in line with FY23 closing balance and revised interest rate
4856 - Belmont Oasis Refurbishment Reserve	-171,828	23,567	-197,601	-25,773	October: Increased in line with FY23 closing balance and revised interest rate
TOTAL 00 - Operating	-2,951,352	-555,502	-4,528,702	-1,577,350	
TOTAL 4 - Income	-2,951,352	-555,502	-4,528,702	-1,577,350	
TOTAL Financing Activities	-2,951,352	-555,502	-4,528,702	-1,577,350	
TOTAL 100 - Financing Activities	-2,951,352	-555,502	-4,528,702	-1,577,350	
110 - Risk & Insurance					
914500 - Insurance					
6 - Capital Income					
00 - Operating					
6844 - Workers Comp/Insurance Reserve	0	0	-219,105	-219,105	October: Interim reserve funding of Hub insurance claim
TOTAL 00 - Operating	0	0	-219,105	-219,105	
TOTAL 6 - Capital Income	0	0	-219,105	-219,105	
TOTAL Insurance	0	0	-219,105	-219,105	
920004 - Business Continuity					
1 - Expenditure					
00 - Operating					
1263 - Services - Advertising	10,500	0	500	-10,000	Seek x 1
1279 - Services - Other	0	0	10,000	10,000	\$10k BC exercise per discussion Greg and Stuart
TOTAL 00 - Operating	10,500	0	10,500	0	
TOTAL 1 - Expenditure	10,500	0	10,500	0	
TOTAL Business Continuity	10,500	0	10,500	0	
TOTAL 110 - Risk & Insurance	10,500	0	-208,605	-219,105	
120 - Reserve Transfers					
915000 - Transfer To Reserve					
3 - Capital Expenditure					
00 - Operating					

Attachment 12.5.1 Budget Review Comparison



Budget Review Comparison for &SECTION.DESCR Current Budget: 24CLBUD, Revised Budget: 24CLRBD1

	Authorised Budget 2023-24	Actual to 27-Sep-2023	Oct Rev Budget 2023-24	Movement	Movement Comment
3820 - Information Technology Reserve	55,116	0	65,919	10,803	Interest on reserves October: Increased in line with FY23 Closing balance and revised interest rate
3821 - Administration building reserv	9,792	0	11,266	1,474	Interest on reserves October: Increased in line with FY23 Closing balance and revised interest rate
3822 - Aged persons housing reserve	39,003	0	39,393	390	Interest on reserves plus \$6,915 transfer per Ascot, Gabriel etc October: Increased in line with FY23 Closing balance and revised interest rate
3823 - Streetscapes reserve	20,424	0	23,485	3,061	Interest on reserves October: Increased in line with FY23 Closing balance and revised interest rate
3825 - Aged Community Care Reserve	9,084	0	10,450	1,366	Interest on reserves October: Increased in line with FY23 Closing balance and revised interest rate
3826 - Belmont District Band reserve	1,944	0	2,242	298	Interest on reserves October: Increased in line with FY23 Closing balance and revised interest rate
3829 - District valuation reserve	99,232	0	85,757	-13,475	Interest on reserves plus \$85K annual funding of triennial rates revaluation expenses \$85K October: Increased in line with FY23 Closing balance and revised interest rate
3830 - Election expenses reserve	40,604	0	41,477	873	Interest on reserves plus \$35K annual funding of Council election expenses \$35K October: Increased in line with FY23 Closing balance and revised interest rate
3831 - Faulkner Park Ret. Vill. owner	27,300	0	31,730	4,430	Interest on reserves October: Increased in line with FY23 Closing balance and revised interest rate
3833 - Land acquisition reserve	381,168	0	468,638	87,470	Interest on reserves October: Increased in line with FY23 Closing balance and revised interest rate
3835 - LSL Reserve - Salaries	82,308	0	86,810	4,502	Interest on reserves October: Increased in line with FY23 Closing balance and revised interest rate
3836 - LSL Reserve - Wages	15,996	0	11,096	-4,900	Interest on reserves October: Increased in line with FY23 Closing balance and revised interest rate
3837 - Environment reserve	42,660	0	69,992	27,332	Interest on reserves October: Increased in line with FY23 Closing balance and revised interest rate
3838 - Plant replacement reserve	23,760	0	75,578	51,818	Interest on reserves October: Increased in line with FY23 Closing balance and revised interest rate
3839 - Property development reserve	616,236	0	4,520,738	3,904,502	Interest on reserves October: Increased in line with FY23 Closing balance and revised interest rate. Additional transfer of \$3,813,873 for Budget Review Surplus position
3840 - Ruth Faulkner library reserve	1,908	0	2,192	284	Interest on reserves October: Increased in line with FY23 Closing balance and revised interest rate
3841 - Waste Management Reserve	248,400	0	331,133	82,733	Interest on reserves October: Increased in line with FY23 Closing balance and revised interest rate
3843 - History Reserve	5,952	0	7,938	1,986	Interest on reserves October: Increased in line with FY23 Closing balance and revised interest rate
3844 - Workers Comp/Insurance Reserve	61,368	0	60,684	-684	Interest on reserves October: Increased in line with FY23 Closing balance and revised interest rate
3845 - Building maintenance reserve	212,820	0	233,866	21,046	Interest on reserves October: Increased in line with FY23 Closing balance and revised interest rate
3846 - HomesWest Reserve	45,593	0	49,998	4,405	Interest on reserves plus \$7,469 transfer per Ascot, Gabriel etc October: Increased in line with FY23 Closing balance and revised interest rate
3847 - Misc Entitlements Reserve	613,039	0	589,896	-23,143	Interest on reserves plus \$553,603 increase per gratuity October: Increased in line with FY23 Closing balance and revised interest rate
3848 - Ascot Waters Marina Mto & Rest	40,104	0	48,407	8,303	Interest on reserves October: Increased in line with FY23 Closing balance and revised interest rate
3849 - Retirement Village Buy Back Res	100,692	0	112,337	11,645	Interest on reserves October: Increased in line with FY23 Closing balance and revised interest rate
3850 - Public Art Reserve	16,416	0	18,873	2,457	Interest on reserves October: Increased in line with FY23 Closing balance and revised interest rate
3851 - Aged Services Reserve	44,208	0	50,836	6,628	Interest on reserves October: Increased in line with FY23 Closing balance and revised interest rate
3853 - Car Parking Reserve	2,568	0	2,957	389	Interest on reserves October: Increased in line with FY23 Closing balance and revised interest rate
3854 - Belmont Trust Reserve	61,896	0	74,602	12,706	Interest on reserves October: Increased in line with FY23 Closing balance and revised interest rate
3855 - Urban Forest Strategic Management Reserve	4,824	0	5,546	722	Interest on reserves October: Increased in line with FY23 Closing balance and revised interest rate
3856 - Belmont Oasis Refurbishment Reserve	171,828	0	197,601	25,773	Interest on reserves October: Increased in line with FY23 Closing balance and revised interest rate
TOTAL 00 - Operating	3,096,243	0	7,331,437	4,235,194	
TOTAL 3 - Capital Expenditure	3,096,243	0	7,331,437	4,235,194	

Attachment 12.5.1 Budget Review Comparison



Budget Review Comparison for &SECTION.DESCR Current Budget: 24CLBUD, Revised Budget: 24CLRBD1

	Authorised Budget 2023-24	Actual to 27-Sep-2023	Oct Rev Budget 2023-24	Movement	Movement Comment
TOTAL Transfer To Reserve	3,096,243	0	7,331,437	4,235,194	
TOTAL 120 - Reserve Transfers	3,096,243	0	7,331,437	4,235,194	
130 - Rates					
910000 - Rates					
1 - Expenditure					
00 - Operating					
1252 - Equipment	500	0	3,000	2,500	October: Increase for purchase of replacement chairs
1333 - Discount Allowed	1,870,000	1,956,446	1,956,433	86,433	5% Early payment discount (incl. Perth Airport Ex gratia rates discount) October: Increased per actual discount provided for early payment
TOTAL 00 - Operating	1,870,500	1,956,446	1,959,433	88,933	
TOTAL 1 - Expenditure	1,870,500	1,956,446	1,959,433	88,933	
4 - Income					
00 - Operating					
4000 - General Rates - Residential	-23,489,782	-23,526,169	-23,526,169	-36,387	Based on 5% increase in rate in dollar October: Revised per billing amount per final valuation schedule
4001 - General Rates - Commercial	-10,750,742	-10,758,404	-10,758,404	-7,662	Based on 5% increase in rate in dollar October: Revised per billing amount per final valuation schedule
4009 - Ex Gratia Rates	-14,334,728	-14,269,119	-14,349,119	-14,391	Based on 5% increase October: Revised per billing amount per final valuation schedule
TOTAL 00 - Operating	-48,575,252	-48,553,692	-48,633,692	-58,440	
TOTAL 4 - Income	-48,575,252	-48,553,692	-48,633,692	-58,440	
TOTAL Rates	-46,704,752	-46,597,246	-46,674,259	30,493	
TOTAL 130 - Rates	-46,704,752	-46,597,246	-46,674,259	30,493	
140 - General Purpose Income					
910500 - General Purpose Income					
4 - Income					
00 - Operating					
4020 - Financial Assistance Grant	-310,000	-11,651	-1,046,604	-736,604	FAGS (pending advice of advance payment amount to be received in 22/23). Reminder will be paid quarterly per notification from DLGSCI October: Amended per FAG quarterly schedule and 24/25 advance payment in line with 23/24 amount paid
TOTAL 00 - Operating	-310,000	-11,651	-1,046,604	-736,604	
TOTAL 4 - Income	-310,000	-11,651	-1,046,604	-736,604	
TOTAL General Purpose Income	-310,000	-11,651	-1,046,604	-736,604	
TOTAL 140 - General Purpose Income	-310,000	-11,651	-1,046,604	-736,604	
170 - Information Technology					
911500 - Computing					
1 - Expenditure					
00 - Operating					
1127 - Hire (Property & Equipment)	260,000	154,777	310,000	50,000	\$120,000 added to 911500-00-1127-000 for Dell Managed XDR Security Solution. This was approved as an emergency procurement and resolved a critical vulnerability in CoB IT security. Ongoing cost as this is required to ensure compliance with OAG audits going forward unless CoB hires full-time IT security staff. October: Allocating \$50k from IT Reserve 911500-00-6820-000 for leasing costs to replace old PC/Laptop hardware (was due next FY, though the older computers have appeared as an OAG finding so there is a need to expedite this)
1237 - Business Applications	1,567,557	790,649	1,697,557	130,000	Higher in 23/24 FY due to requirement to purchase TechOne Enterprise licensing (Cost of \$140,000) to support the SaaS transition project This cost was reduced to \$114,292 by removing other budget items no longer required. October: Transferred \$130k from IT reserve 911500-00-6820-000 to cover \$60k Ezescan Records Scanning Solution (the current software solution that Records team are using - Objective - has reached end of life earlier than anticipated and requires replacing asap) \$60k Mimecast antispam and archiving (the City's current email compliance archiving and anti-spam solutions do not appear to meet the OAG's requirements and requires uplift for compliance) \$10k MS licensing uplift (Microsoft have changed their PowerBI licensing requirements, and now require the City to pay \$15 per user, per month, for staff to view PowerBI reports)
TOTAL 00 - Operating	1,827,557	945,426	2,007,556	180,000	
40 - Fleet/Plant Operating					
1224 - Fuel	7,400	1,470	6,969	-431	

Attachment 12.5.1 Budget Review Comparison



Budget Review Comparison for &SECTION.DESCR Current Budget: 24CLBUD, Revised Budget: 24CLRBD1

	Authorised Budget 2023-24	Actual to 27-Sep-2023	Oct Rev Budget 2023-24	Movement	Movement Comment
1314 - Ins. Prem - Motor Vehicle	620	1,051	1,051	431	Annual insurance premium.
TOTAL 40 - Fleet/Plant Operating	8,020	2,521	8,020	0	
TOTAL 1 - Expenditure	1,835,577	947,946	2,015,576	180,000	
3 - Capital Expenditure					
00 - Operating					
3858 - Capital Projects Reserve	400,000	0	247,801	-152,199	Capital funds quarantined in Capital Projects Reserve
TOTAL 00 - Operating	400,000	0	247,801	-152,199	
32 - New Asset Acquisition					
3252 - Equipment	0	132,983	302,199	302,199	\$400K Capital funds quarantined in Capital Projects Reserve (from January) October: Transferring \$102,199 from reserve 911500-00-3858-000 now for the replacement of the photocopier fleet (already occurred) Transferring \$50k from reserve 911500-00-3858-000 now for expansion of on-prem storage (\$20k), and new tape backup library (\$30k) in September Will transfer \$247,801 from reserve in Jan-Mar 2024 for Network Infrastructure refresh
TOTAL 32 - New Asset Acquisition	0	132,983	302,199	302,199	
TOTAL 3 - Capital Expenditure	400,000	132,983	550,000	150,000	
6 - Capital Income					
00 - Operating					
6820 - Information Technology Reserve	0	0	-60,000	-60,000	October: Reserve funding of Ezescan Records Scanning Solution (\$60K)
TOTAL 00 - Operating	0	0	-60,000	-60,000	
TOTAL 6 - Capital Income	0	0	-60,000	-60,000	
TOTAL Computing	2,235,577	1,080,930	2,505,576	270,000	
TOTAL 170 - Information Technology	2,235,577	1,080,930	2,505,576	270,000	
180 - Marketing & Communications					
911700 - Marketing & Communications					
1 - Expenditure					
00 - Operating					
1128 - Photocopying	3,000	0	0	-3,000	In house copying and printing allowance October: no longer required
1216 - Agency Staff	40,500	5,380	63,000	22,500	Engagement project and brand assistance October: increased and offset by consultancy savings
1262 - Services - Marketing	63,000	3,960	106,000	43,000	videography, photography, copywriting, design and reprint October: Increased digital communication investment offset by savings in corporate documents - printing.
1271 - Services - Other Consultants	47,000	2,855	23,000	-24,000	consultants to support strategy implementation October: reduced due to increased agency staff support
1279 - Services - Other	63,759	47,246	64,000	241	media monitoring \$32K, \$18k news, \$4k imagery, \$10k socials October: minor increase offset by savings in other areas and phasing review
TOTAL 00 - Operating	217,259	59,441	256,000	38,741	
40 - Fleet/Plant Operating					
1224 - Fuel	2,708	501	2,475	-233	
1314 - Ins. Prem - Motor Vehicle	304	537	537	233	Annual insurance premium.
TOTAL 40 - Fleet/Plant Operating	3,012	1,038	3,012	0	
TOTAL 1 - Expenditure	220,271	60,478	259,012	38,741	
TOTAL Marketing & Communications	220,271	60,478	259,012	38,741	
911701 - Corporate Documents					
1 - Expenditure					
00 - Operating					
1227 - Printing	185,000	19,729	155,000	-30,000	\$120K Belmont Bulletin, \$20K strategies, \$35K engagement strategy October: Potential savings noted and transferred to Services - Marketing to reflect increased digital spend.
1262 - Services - Marketing	38,000	2,950	28,000	-10,000	Outsource design, template production October: reduced due to increased inhouse support
TOTAL 00 - Operating	223,000	22,680	183,000	-40,000	
TOTAL 1 - Expenditure	223,000	22,680	183,000	-40,000	
TOTAL Corporate Documents	223,000	22,680	183,000	-40,000	
921503 - Functions & Catering					
1 - Expenditure					
00 - Operating					

Attachment 12.5.1 Budget Review Comparison



Budget Review Comparison for &SECTION.DESCR Current Budget: 24CLBUD, Revised Budget: 24CLRBD1

	Authorised Budget 2023-24	Actual to 27-Sep-2023	Oct Rev Budget 2023-24	Movement	Movement Comment
1216 - Agency Staff	18,000	188	11,200	-6,800	ad hoc function and catering support
1263 - Services - Advertising	0	0	5,000	5,000	October: reduced based on updated estimates
1383 - Ceremonies	12,500	2,564	14,000	1,500	October: 125 year celebrations promotion
1384 - Other Functions	111,000	29,320	122,000	11,000	October: minor increase for 2024 calendar year ceremonies
					\$40K Civic Dinner, \$35K Pioneers Lunch, \$20K End of year event, \$11K Dawn Service and additional staging
					October: increased spend Dec-April for 125 year celebrations partially offset by savings in agency staff
TOTAL 00 - Operating	141,500	32,072	152,200	10,700	
TOTAL 1 - Expenditure	141,500	32,072	152,200	10,700	
TOTAL Functions & Catering	141,500	32,072	152,200	10,700	
TOTAL 180 - Marketing & Communications	584,771	115,230	594,212	9,441	
TOTAL 10 - Corporate & Governance	-42,335,129	-45,610,999	-40,090,371	2,244,758	
15 - Infrastructure Services					
210 - Facilities and Property Management					
911900 - City Facilities & Property					
1 - Expenditure					
40 - Fleet/Plant Operating					
1224 - Fuel	5,032	1,736	4,713	-319	
1314 - Ins. Prem - Motor Vehicle	304	623	623	319	Annual insurance premium.
TOTAL 40 - Fleet/Plant Operating	5,336	2,359	5,336	0	
TOTAL 1 - Expenditure	5,336	2,359	5,336	0	
TOTAL City Facilities & Property	5,336	2,359	5,336	0	
911905 - 34 Oats: land tomato lake kiosk					
1 - Expenditure					
10 - Maintenance					
1279 - Services - Other	0	7,194	7,194	7,194	October: Replacement of power pole servicing Kiosk and auto toilets
TOTAL 10 - Maintenance	0	7,194	7,194	7,194	
TOTAL 1 - Expenditure	0	7,194	7,194	7,194	
TOTAL 34 Oats: land tomato lake kiosk	0	7,194	7,194	7,194	
911963 - HUB - NFP Tenancy 8 Income					
4 - Income					
00 - Operating					
4073 - Reimb - Utilities	0	-5,704	-19,871	-19,871	
4122 - Rent/Lease	0	-3,930	-15,721	-15,721	October: Lease for tenancy commenced 01May 23
TOTAL 00 - Operating	0	-9,635	-35,592	-35,592	
TOTAL 4 - Income	0	-9,635	-35,592	-35,592	
TOTAL HUB - NFP Tenancy 8 Income	0	-9,635	-35,592	-35,592	
911969 - Glasshouse - Income					
4 - Income					
00 - Operating					
4127 - Hire (Property & Equipment)	-20,000	0	0	20,000	October: Glasshouse only available for internal events
TOTAL 00 - Operating	-20,000	0	0	20,000	
TOTAL 4 - Income	-20,000	0	0	20,000	
TOTAL Glasshouse - Income	-20,000	0	0	20,000	
B02699 - 314 Kew Street					
1 - Expenditure					
10 - Maintenance					
1279 - Services - Other	20,000	0	45,000	25,000	Preventative maintenance of unoccupied building and gardens
TOTAL 10 - Maintenance	20,000	0	45,000	25,000	October- \$25K Demolition of out buildings and pool to make area safe
TOTAL 1 - Expenditure	20,000	0	45,000	25,000	
TOTAL 314 Kew Street	20,000	0	45,000	25,000	
B20099 - Belmont HUB - General					

Attachment 12.5.1 Budget Review Comparison



Budget Review Comparison for &SECTION.DESCR Current Budget: 24CLBUD, Revised Budget: 24CLRBD1

	Authorised Budget 2023-24	Actual to 27-Sep-2023	Oct Rev Budget 2023-24	Movement	Movement Comment
1 - Expenditure					
00 - Operating					
1072 - Reimb - Insurance Claims	0	235,966	219,105	219,105	October: Costs associated with server room fire
1323 - Gas	23,354	19,812	35,552	12,198	October: Gas bill well in excess of normal, being investigated by Alinta
TOTAL 00 - Operating	23,354	255,778	254,657	231,303	
TOTAL 1 - Expenditure	23,354	255,778	254,657	231,303	
TOTAL Belmont HUB - General	23,354	255,778	254,657	231,303	
B81799 - Museum Building Bld Mnt					
1 - Expenditure					
10 - Maintenance					
1279 - Services - Other	5,000	1,317	55,000	50,000	October: \$50k for the removal of demountable toilets and reinstatement of fence, paving and gardens
TOTAL 10 - Maintenance	5,000	1,317	55,000	50,000	
TOTAL 1 - Expenditure	5,000	1,317	55,000	50,000	
TOTAL Museum Building Bld Mnt	5,000	1,317	55,000	50,000	
TOTAL 210 - Facilities and Property Management	33,690	257,013	331,595	297,905	
220 - Technical Services					
994000 - Technical Services					
1 - Expenditure					
00 - Operating					
1200 - Salaries	1,150,147	175,384	1,000,000	-150,147	As per salaries worksheet October: salary reduction of \$150k with staff vacancies.
1204 - Long Service Leave	0	20,232	20,232	20,232	October: Adjusted in line with actual
1216 - Agency Staff	50,000	0	22,500	-27,500	Budget allowance for backlog of administration tasks across the DAD area. October: Contingency budget reduced to \$30k with recent staff vacancies filled.
TOTAL 00 - Operating	1,200,147	195,616	1,042,732	-157,415	
40 - Fleet/Plant Operating					
1119 - Licenses	2,616	1,724	1,274	-1,342	Annual license fee. October: License fees slightly lower.
1314 - Ins. Prem - Motor Vehicle	2,627	1,824	1,824	-803	Annual insurance premium. October: Insurance premiums increased.
TOTAL 40 - Fleet/Plant Operating	5,243	3,547	3,098	-2,145	
TOTAL 1 - Expenditure	1,205,390	199,163	1,045,830	-159,560	
6 - Capital Income					
00 - Operating					
6835 - LSL Reserve - Salaries	-10,000	0	-20,232	-10,232	October: Reserve funding of LSL
TOTAL 00 - Operating	-10,000	0	-20,232	-10,232	
TOTAL 6 - Capital Income	-10,000	0	-20,232	-10,232	
TOTAL Technical Services	1,195,390	199,163	1,025,598	-169,792	
994001 - Asset Management					
1 - Expenditure					
00 - Operating					
1200 - Salaries	319,062	47,743	260,000	-59,062	As per salaries worksheet. October: Salary budget reduction with vacant AMO role.
1209 - Superannuation	45,347	7,554	41,859	-3,488	As per salaries worksheet.
1216 - Agency Staff	50,000	0	22,500	-27,500	Allowance for Agency staff assistance for specialist tasks in absence of vacantCo ord position. October: Contingency budget reduction of \$20k.
1271 - Services - Other Consultants	50,000	0	37,500	-12,500	Forecast spend on consultants for Asset Management IPWEA NAMS+ Maturity Audit, Systems Review, Asset Condition Inspections and Surveys, Community Levels of Service Survey. October: Budget allocation reduced to meet forecast expenditure
TOTAL 00 - Operating	464,409	55,297	361,859	-102,550	
TOTAL 1 - Expenditure	464,409	55,297	361,859	-102,550	
3 - Capital Expenditure					
32 - New Asset Acquisition					
3253 - Fleet / Plant	1,062,360	234,058	1,281,230	218,870	Replacement of FL59, 24, 32, 31, 64, 38, 68, 20, 33, 39, 08, 79, 17, 13, 12, 11, 15, 09, 60, 72, 37, 49, 61, 19, 61, 35, 80, 42, 43, 74, 07, 78. October: Fleet04, 84, 85, 86, 87 delivered from 22/23. FL60, 31, 32, 38, 64, 43, 74 deferred.
TOTAL 32 - New Asset Acquisition	1,062,360	234,058	1,281,230	218,870	
TOTAL 3 - Capital Expenditure	1,062,360	234,058	1,281,230	218,870	

Attachment 12.5.1 Budget Review Comparison



Budget Review Comparison for &SECTION.DESCR Current Budget: 24CLBUD, Revised Budget: 24CLRBD1

	Authorised Budget 2023-24	Actual to 27-Sep-2023	Oct Rev Budget 2023-24	Movement	Movement Comment
6 - Capital Income					
00 - Operating					
6253 - Fleet / Plant	-833,640	0	-912,038	-78,398	Income from sale of FL59, 24, 32, 31, 64, 38, 68, 20, 33, 39, 08, 79, 17, 13, 12, 11, 15, 09, 60, 72, 37, 49, 61, 19, 61, 35, 80, 42, 43, 74, 07, 78. October: Income added from FL04, 84, 85, 86, 87 and 60.
TOTAL 00 - Operating	-833,640	0	-912,038	-78,398	
TOTAL 6 - Capital Income	-833,640	0	-912,038	-78,398	
TOTAL Asset Management	693,129	289,355	731,051	37,922	
994003 - Traffic/Road Investigation					
1 - Expenditure					
00 - Operating					
1271 - Services - Other Consultants	170,000	7,368	133,380	-36,620	Civil Consultancy to develop 2025-2026 MRRG Submission, material testing and traffic management plan, Road Safety Audits as required by Main Roads WA for any State or National Black Spot submission, Abernethy Rd, Great Eastern Highway to Kewdale Rd Route Transportation Study by consultant. October: Budget allocation reduced to meet forecast expenditure
1279 - Services - Other	114,000	289	85,789	-28,211	24/25 MRRG Project borehole testing of materials, service locating and detail surveys \$6,500/mth (\$78,000). Traffic counter services for the year \$3,000 per month (\$36,000). October: Budget allocation reduced to meet forecast expenditure
TOTAL 00 - Operating	284,000	7,657	219,169	-64,831	
TOTAL 1 - Expenditure	284,000	7,657	219,169	-64,831	
TOTAL Traffic/Road Investigation	284,000	7,657	219,169	-64,831	
994004 - Travel Smart					
1 - Expenditure					
00 - Operating					
1200 - Salaries	94,146	0	36,538	-57,608	As per salaries worksheet. October: Salary budget reduced with vacant Travel Smart role.
TOTAL 00 - Operating	94,146	0	36,538	-57,608	
TOTAL 1 - Expenditure	94,146	0	36,538	-57,608	
TOTAL Travel Smart	94,146	0	36,538	-57,608	
TOTAL 220 - Technical Services	2,266,665	496,175	2,012,357	-254,308	
235 - City Projects					
994007 - City Projects					
1 - Expenditure					
00 - Operating					
1234 - Uniforms/Protective Clothing	0	0	500	500	
1373 - Registration - Train/Conf	10,000	1,111	20,000	10,000	October: Increase in training budget to account for PRINCE2 Project Management Training.
1399 - Miscellaneous	500	329	1,000	500	
TOTAL 00 - Operating	10,500	1,440	21,500	11,000	
40 - Fleet/Plant Operating					
1224 - Fuel	2,124	651	1,749	-375	
1314 - Ins. Prem - Motor Vehicle	0	375	375	375	
TOTAL 40 - Fleet/Plant Operating	2,124	1,026	2,124	0	
TOTAL 1 - Expenditure	12,624	2,466	23,624	11,000	
TOTAL City Projects	12,624	2,466	23,624	11,000	
CP2201 - Wilson Park Netball Courts & Sports Lighting					
1 - Expenditure					
31 - New Asset Construction					
1271 - Services - Other Consultants	0	3,580	3,580	3,580	
1279 - Services - Other	20,000	1,454	81,000	61,000	Contingency for unexpected items during Defects Liability Period. October: FY23 Carry forward of \$61,000 + additional funds for unexpected DLP items. Final payments to be made at end of DLP in Feb 2024.
TOTAL 31 - New Asset Construction	20,000	5,034	84,580	64,580	
TOTAL 1 - Expenditure	20,000	5,034	84,580	64,580	
6 - Capital Income					
00 - Operating					
6035 - Grant - Capital Improvements	0	0	-205,000	-205,000	October: FY23 Carry forward of grant funds not yet received.

Attachment 12.5.1 Budget Review Comparison



Budget Review Comparison for &SECTION.DESCR Current Budget: 24CLBUD, Revised Budget: 24CLRBD1

	Authorised Budget 2023-24	Actual to 27-Sep-2023	Oct Rev Budget 2023-24	Movement	Movement Comment
TOTAL 00 - Operating	0	0	-205,000	-205,000	
TOTAL 6 - Capital Income	0	0	-205,000	-205,000	
TOTAL Wilson Park Netball Courts & Sports Lighting	20,000	5,034	-120,420	-140,420	
CP2202 - Belvidere Street Precinct Revitalisation					
1 - Expenditure					
31 - New Asset Construction					
1271 - Services - Other Consultants	70,000	20,365	470,000	400,000	Carry forward from 22/23 approx. \$75,000 Design development and documentation for Stage 1. Subject to approval of Business Case. (\$200K Capital funds quarantined in Capital Projects Reserve) October: FY23 Carry forward of \$102,000. Transfer from Capital Projects Reserve \$200,000. Additional funds required for WesternPower UGP Application and Design Development and Documentation based on revisedOPC estimates.
TOTAL 31 - New Asset Construction	70,000	20,365	470,000	400,000	
TOTAL 1 - Expenditure	70,000	20,365	470,000	400,000	
3 - Capital Expenditure					
00 - Operating					
3858 - Capital Projects Reserve	200,000	0	0	-200,000	Capital funds quarantined in Capital Projects Reserve October: Funds transferred to project account.
TOTAL 00 - Operating	200,000	0	0	-200,000	
TOTAL 3 - Capital Expenditure	200,000	0	0	-200,000	
TOTAL Belvidere Street Precinct Revitalisation	270,000	20,365	470,000	200,000	
CP2301 - Belmont Hub Major Defects Rectification					
1 - Expenditure					
30 - Asset Renewal					
1270 - Services - Legal	20,000	0	0	-20,000	Carry forward from 22/23 for general legal advice October: Funds transferred to CP2301-30-1271.
1271 - Services - Other Consultants	20,000	2,400	42,000	22,000	Carry forward from 22/23 for consultancy to complete rectification of outstanding issues October: FY23 Carry forward of \$42,000 from CP2301-30-1270 and CP2301-30-1271,
TOTAL 30 - Asset Renewal	40,000	2,400	42,000	2,000	
TOTAL 1 - Expenditure	40,000	2,400	42,000	2,000	
TOTAL Belmont Hub Major Defects Rectification	40,000	2,400	42,000	2,000	
CP2401 - Wilson Park Precinct Redevelopment Zone 2					
1 - Expenditure					
31 - New Asset Construction					
1271 - Services - Other Consultants	400,000	29,351	420,000	20,000	Carry forward from 22/23 \$350,000 Detailed design and documentation for Wilson Park Zone 2 - Heart + Playground. October: FY23 Carry forward of \$350,000 from 993007-01-1271 (total Carry forward\$619,000). Additional funds required for Western Power Upgrades.
TOTAL 31 - New Asset Construction	400,000	29,351	420,000	20,000	
TOTAL 1 - Expenditure	400,000	29,351	420,000	20,000	
TOTAL Wilson Park Precinct Redevelopment Zone 2	400,000	29,351	420,000	20,000	
CP2402 - Faulkner Civic Precinct Redevelopment					
1 - Expenditure					
30 - Asset Renewal					
1200 - Salaries	64,400	0	48,300	-16,100	Capitalisation of Project Manager Salary - 40% of role. October: Salaries adjusted to reflect actual expenditure.
TOTAL 30 - Asset Renewal	64,400	0	48,300	-16,100	
TOTAL 1 - Expenditure	64,400	0	48,300	-16,100	
TOTAL Faulkner Civic Precinct Redevelopment	64,400	0	48,300	-16,100	
CP2403 - Abernethy Sporting Precinct Zone 1					
1 - Expenditure					
31 - New Asset Construction					

Attachment 12.5.1 Budget Review Comparison



Budget Review Comparison for &SECTION.DESCR Current Budget: 24CLBUD, Revised Budget: 24CLRBD1

	Authorised Budget 2023-24	Actual to 27-Sep-2023	Oct Rev Budget 2023-24	Movement	Movement Comment
1271 - Services - Other Consultants	100,000	27,413	200,000	100,000	Carry forward from 22/23 \$50,000. Feasibility Business Case scheduled for July/Aug 2023. Concept Development to occur in 2023/2024 subject to Council endorsement of Business Case (\$150K Capital funds quarantined in Capital Projects Reserve)
					October: FY23 Carry forward of \$69,000 from 993007-01-1271 (total Carry forward\$619,000). \$100,000 transferred from Capital Projects Reserve. Concept development and business case to commence in late 2023.
TOTAL 31 - New Asset Construction	100,000	27,413	200,000	100,000	
TOTAL 1 - Expenditure	100,000	27,413	200,000	100,000	
3 - Capital Expenditure					
00 - Operating					
3858 - Capital Projects Reserve	100,000	0	0	-100,000	Capital funds quarantined in Capital Projects Reserve October: Funds moved to project account.
TOTAL 00 - Operating	100,000	0	0	-100,000	
TOTAL 3 - Capital Expenditure	100,000	0	0	-100,000	
TOTAL Abernethy Sporting Precinct Zone 1	200,000	27,413	200,000	0	
CP2404 - Abernethy Sporting Precinct Zone 2					
1 - Expenditure					
31 - New Asset Construction					
1271 - Services - Other Consultants	0	0	100,000	100,000	October: Funds transferred from Capital Projects Reserve. Feasibility Study to commence in September 2023
TOTAL 31 - New Asset Construction	0	0	100,000	100,000	
TOTAL 1 - Expenditure	0	0	100,000	100,000	
3 - Capital Expenditure					
00 - Operating					
3858 - Capital Projects Reserve	100,000	0	0	-100,000	Capital funds quarantined in Capital Projects Reserve October: Funds transferred to project account.
TOTAL 00 - Operating	100,000	0	0	-100,000	
TOTAL 3 - Capital Expenditure	100,000	0	0	-100,000	
TOTAL Abernethy Sporting Precinct Zone 2	100,000	0	100,000	0	
CP2405 - Wilson Park Precinct Redevelopment Zone 2B					
1 - Expenditure					
31 - New Asset Construction					
1200 - Salaries	32,200	0	24,150	-8,050	Capitalisation of Project Manager Salary - 20% of role. October: Salaries adjusted to reflect actual expenditure.
TOTAL 31 - New Asset Construction	32,200	0	24,150	-8,050	
TOTAL 1 - Expenditure	32,200	0	24,150	-8,050	
TOTAL Wilson Park Precinct Redevelopment Zone 2B	32,200	0	24,150	-8,050	
CP2406 - Peet Park Revitalisation					
1 - Expenditure					
30 - Asset Renewal					
1200 - Salaries	56,350	0	42,263	-14,087	Capitalisation of Project Manager Salary - 35% of role. October: Salaries adjusted to reflect actual expenditure.
1271 - Services - Other Consultants	0	0	120,000	120,000	Design development and documentation to commence January (\$120K Capital funds quarantined in Capital Projects Reserve)
					October: Transfer funds from Capital Projects Reserve. Design options to commence in late 2023.
TOTAL 30 - Asset Renewal	56,350	0	162,263	105,913	
TOTAL 1 - Expenditure	56,350	0	162,263	105,913	
3 - Capital Expenditure					
00 - Operating					
3858 - Capital Projects Reserve	120,000	0	0	-120,000	Capital funds quarantined in Capital Projects Reserve October: Funds moved to project account.
TOTAL 00 - Operating	120,000	0	0	-120,000	
TOTAL 3 - Capital Expenditure	120,000	0	0	-120,000	
TOTAL Peet Park Revitalisation	176,350	0	162,263	-14,087	
PE2201 - Esplanade Foreshore Stabilisation and Landscaping					

Attachment 12.5.1 Budget Review Comparison



Budget Review Comparison for &SECTION.DESCR Current Budget: 24CLBUD, Revised Budget: 24CLRBD1

	Authorised Budget 2023-24	Actual to 27-Sep-2023	Oct Rev Budget 2023-24	Movement	Movement Comment
1 - Expenditure					
30 - Asset Renewal					
1279 - Services - Other	0	0	63,000	63,000	October: Additional funds required for Superintendent Services.
TOTAL 30 - Asset Renewal	0	0	63,000	63,000	
31 - New Asset Construction					
1271 - Services - Other Consultants	656,965	7,190	1,210,000	553,035	October: Additional funds required due to escalation in construction prices
TOTAL 31 - New Asset Construction	656,965	7,190	1,210,000	553,035	
TOTAL 1 - Expenditure	656,965	7,190	1,273,000	616,035	
TOTAL Esplanade Foreshore Stabilisation and Landscaping	656,965	7,190	1,273,000	616,035	
PS2401 - Bilya Kard Boodja Lookout Foreshore Stabilisation					
1 - Expenditure					
30 - Asset Renewal					
1279 - Services - Other	1,650,000	0	0	-1,650,000	October: Funds moved to Capital Projects Reserve until DBCA approval granted and project can be tendered.
TOTAL 30 - Asset Renewal	1,650,000	0	0	-1,650,000	
TOTAL 1 - Expenditure	1,650,000	0	0	-1,650,000	
3 - Capital Expenditure					
00 - Operating					
3858 - Capital Projects Reserve	1,000,000	0	2,650,000	1,650,000	Capital funds quarantined in Capital Projects Reserve
					October: Funds moved from project account to reserve due to delays in DBCA approval.
TOTAL 00 - Operating	1,000,000	0	2,650,000	1,650,000	
TOTAL 3 - Capital Expenditure	1,000,000	0	2,650,000	1,650,000	
TOTAL Bilya Kard Boodja Lookout Foreshore Stabilisation	2,650,000	0	2,650,000	0	
TOTAL 235 - City Projects	4,622,539	94,219	5,292,917	670,378	
240 - Road Construction					
990000 - Roadworks					
1 - Expenditure					
00 - Operating					
1204 - Long Service Leave	13,493	303	13,483	-10	LSL provision from salaries budget pack.
TOTAL 00 - Operating	13,493	303	13,483	-10	
TOTAL 1 - Expenditure	13,493	303	13,483	-10	
4 - Income					
00 - Operating					
4021 - Grant - Formula Local	-133,545	-8,557	-634,228	-500,683	Federal assisted grant 75% paid in advance in 22/23, TBC.
					October: Amended per FAG quarterly schedule and 24/25 advance payment in line with 23/24 amount paid
TOTAL 00 - Operating	-133,545	-8,557	-634,228	-500,683	
TOTAL 4 - Income	-133,545	-8,557	-634,228	-500,683	
6 - Capital Income					
00 - Operating					
6835 - LSL Reserve - Salaries	0	0	-13,493	-13,493	October: Reserve funding of LSL
TOTAL 00 - Operating	0	0	-13,493	-13,493	
TOTAL 6 - Capital Income	0	0	-13,493	-13,493	
TOTAL Roadworks	-120,052	-8,254	-634,238	-514,186	
WR2312 - Fulham Street - Fisher Street New Roundabout and Lighting					
1 - Expenditure					
30 - Asset Renewal					
1200 - Salaries	0	1,685	1,301	1,301	October: MRWA Blackspot project carried forward from 22/23.
1201 - Wages	0	1,208	6,212	6,212	
1213 - Salaries - Supervisors	0	0	4,142	4,142	
1216 - Agency Staff	0	0	4,142	4,142	
1219 - Overheads	0	3,553	42,618	42,618	
1222 - Materials	0	0	2,071	2,071	
1253 - Fleet / Plant	0	442	4,142	4,142	
1271 - Services - Other Consultants	0	0	2,841	2,841	

Attachment 12.5.1 Budget Review Comparison



Budget Review Comparison for &SECTION.DESCR Current Budget: 24CLBUD, Revised Budget: 24CLRBD1

	Authorised Budget 2023-24	Actual to 27-Sep-2023	Oct Rev Budget 2023-24	Movement	Movement Comment
1279 - Services - Other	0	2,480	139,614	139,614	
TOTAL 30 - Asset Renewal	0	9,368	207,083	207,083	
TOTAL 1 - Expenditure	0	9,368	207,083	207,083	
6 - Capital Income					
00 - Operating					
6024 - Grant - Other Roads	0	-77,444	-77,444	-77,444	October: Income received in advance in FY23.
TOTAL 00 - Operating	0	-77,444	-77,444	-77,444	
TOTAL 6 - Capital Income	0	-77,444	-77,444	-77,444	
TOTAL Fulham Street - Fisher Street New Roundabout and Lighting	0	-68,076	129,639	129,639	
WR2313 - Wright Street - Kooyong Rd, pre-deflection at Roundabout, up					
1 - Expenditure					
30 - Asset Renewal					
1200 - Salaries	0	781	781	781	October: MRWA Blackspot carried forward from 22/23.
1201 - Wages	0	4,613	4,521	4,521	
1213 - Salaries - Supervisors	0	3,660	3,014	3,014	
1219 - Overheads	0	27,946	3,014	3,014	
1222 - Materials	0	2,510	31,014	31,014	
1224 - Fuel	0	82	1,507	1,507	
1271 - Services - Other Consultants	0	0	4,521	4,521	
1279 - Services - Other	0	14,352	102,328	102,328	
TOTAL 30 - Asset Renewal	0	53,944	150,700	150,700	
TOTAL 1 - Expenditure	0	53,944	150,700	150,700	
6 - Capital Income					
00 - Operating					
6024 - Grant - Other Roads	0	-22,931	-22,931	-22,931	October: Income received in advance in FY23.
TOTAL 00 - Operating	0	-22,931	-22,931	-22,931	
TOTAL 6 - Capital Income	0	-22,931	-22,931	-22,931	
TOTAL Wright Street - Kooyong Rd, pre-deflection at Roundabout, up	0	31,013	127,769	127,769	
WR2326 - Belgravia Street - Wright St to Alexander Rd, 4 x speed plat					
1 - Expenditure					
30 - Asset Renewal					
1271 - Services - Other Consultants	0	454	454	454	
1279 - Services - Other	12,797	0	12,342	-454	
TOTAL 30 - Asset Renewal	12,797	454	12,796	0	
TOTAL 1 - Expenditure	12,797	454	12,796	0	
TOTAL Belgravia Street - Wright St to Alexander Rd, 4 x speed plat	12,797	454	12,796	0	
WR2329 - Wright Street - Hardey Rd to Belgravia St, design & tree rem					
1 - Expenditure					
30 - Asset Renewal					
1219 - Overheads	7,991	0	7,990	0	
TOTAL 30 - Asset Renewal	7,991	0	7,990	0	
TOTAL 1 - Expenditure	7,991	0	7,990	0	
TOTAL Wright Street - Hardey Rd to Belgravia St, design & tree rem	7,991	0	7,990	0	
WR2402 - Various Resurfacing					
1 - Expenditure					
30 - Asset Renewal					
1213 - Salaries - Supervisors	1,239	198	1,238	0	
1219 - Overheads	9,506	4,574	9,507	1	
1279 - Services - Other	32,613	2,687	32,612	0	
TOTAL 30 - Asset Renewal	43,357	7,458	43,358	0	
TOTAL 1 - Expenditure	43,357	7,458	43,358	0	
TOTAL Various Resurfacing	43,357	7,458	43,358	0	
WR2407 - Towie Street - Whiteside St to McClarty St					
1 - Expenditure					

Attachment 12.5.1 Budget Review Comparison



Budget Review Comparison for &SECTION.DESCR Current Budget: 24CLBUD, Revised Budget: 24CLRBD1

	Authorised Budget 2023-24	Actual to 27-Sep-2023	Oct Rev Budget 2023-24	Movement	Movement Comment
30 - Asset Renewal					
1279 - Services - Other	46,756	1,850	46,755	-1	
TOTAL 30 - Asset Renewal	46,756	1,850	46,755	-1	
TOTAL 1 - Expenditure	46,756	1,850	46,755	-1	
TOTAL Towie Street - Whiteside St to McClarty St	46,756	1,850	46,755	-1	
WR2418 - Surrey Road - Fulham St to Mercury St					
1 - Expenditure					
30 - Asset Renewal					
1279 - Services - Other	21,099	1,024	21,100	0	
TOTAL 30 - Asset Renewal	21,099	1,024	21,100	0	
TOTAL 1 - Expenditure	21,099	1,024	21,100	0	
TOTAL Surrey Road - Fulham St to Mercury St	21,099	1,024	21,100	0	
WR2420 - Stanton Road – Central Ave to Epsom Ave (LCURS)					
1 - Expenditure					
30 - Asset Renewal					
1200 - Salaries	0	0	9,501	9,501	October: New project February 23 OCM/NOM 13.2.1
1201 - Wages	0	0	16,925	16,925	
1213 - Salaries - Supervisors	0	0	3,563	3,563	
1216 - Agency Staff	0	0	5,290	5,290	
1219 - Overheads	0	0	34,026	34,026	
1222 - Materials	0	0	2,898	2,898	
1253 - Fleet / Plant	0	0	17,248	17,248	
1271 - Services - Other Consultants	0	0	61,687	61,687	
1279 - Services - Other	0	0	176,999	176,999	
1296 - Services - Lighting	0	0	26,270	26,270	
TOTAL 30 - Asset Renewal	0	0	354,407	354,407	
TOTAL 1 - Expenditure	0	0	354,407	354,407	
6 - Capital Income					
00 - Operating					
6024 - Grant - Other Roads	0	0	-354,407	-354,407	October: Income from MRWA, Low Cost Urban Road Safety (LCURS)
TOTAL 00 - Operating	0	0	-354,407	-354,407	
TOTAL 6 - Capital Income	0	0	-354,407	-354,407	
TOTAL Stanton Road – Central Ave to Epsom Ave (LCURS)	0	0	0	0	
TOTAL 240 - Road Construction	11,948	-34,532	-244,831	-256,779	
250 - Road Maintenance					
W59909 - Streets-Gen-Bins					
1 - Expenditure					
10 - Maintenance					
1250 - Furniture	0	3,535	3,535	3,535	
1279 - Services - Other	6,815	0	3,280	-3,535	
TOTAL 10 - Maintenance	6,815	3,535	6,815	0	
TOTAL 1 - Expenditure	6,815	3,535	6,815	0	
TOTAL Streets-Gen-Bins	6,815	3,535	6,815	0	
W59914 - Streets Gen - LineMarking					
1 - Expenditure					
10 - Maintenance					
1213 - Salaries - Supervisors	0	94	94	94	
1216 - Agency Staff	0	170	170	170	
1219 - Overheads	0	625	625	625	
1279 - Services - Other	8,644	4,687	7,755	-889	Line marking replacement and installation.
TOTAL 10 - Maintenance	8,644	5,576	8,644	0	
TOTAL 1 - Expenditure	8,644	5,576	8,644	0	
TOTAL Streets Gen - LineMarking	8,644	5,576	8,644	0	
W59942 - Streets-Gen-Bus Seat/Sht					

Attachment 12.5.1 Budget Review Comparison



Budget Review Comparison for &SECTION.DESCR Current Budget: 24CLBUD, Revised Budget: 24CLRBD1

	Authorised Budget 2023-24	Actual to 27-Sep-2023	Oct Rev Budget 2023-24	Movement	Movement Comment
1 - Expenditure					
10 - Maintenance					
1201 - Wages	0	549	260	260	
1216 - Agency Staff	0	259	259	259	
1219 - Overheads	0	2,144	1,295	1,295	
1253 - Fleet / Plant	0	468	156	156	
1279 - Services - Other	78,810	21,662	76,840	-1,970	Bus shelter maintenance, seats and minor repairs.
TOTAL 10 - Maintenance	78,810	25,081	78,810	0	
TOTAL 1 - Expenditure	78,810	25,081	78,810	0	
TOTAL Streets-Gen-Bus Seat/Shlt	78,810	25,081	78,810	0	
W59950 - Streets Gen - Gross Pollutant Trap					
1 - Expenditure					
10 - Maintenance					
1222 - Materials	0	7	7	7	
1279 - Services - Other	28,132	4,747	28,125	-7	Clean out of existing GPT's twice yearly.
TOTAL 10 - Maintenance	28,132	4,755	28,132	0	
TOTAL 1 - Expenditure	28,132	4,755	28,132	0	
TOTAL Streets Gen - Gross Pollutant Trap	28,132	4,755	28,132	0	
W59962 - Streets Gen - Safety Devices					
1 - Expenditure					
10 - Maintenance					
1201 - Wages	6,782	3,802	7,193	411	Safety device repair/replacement including bollards.
1213 - Salaries - Supervisors	0	39	39	39	
1216 - Agency Staff	1,626	571	1,384	-242	
1219 - Overheads	19,507	9,537	19,290	-216	
1222 - Materials	238	203	322	84	
1253 - Fleet / Plant	1,666	1,534	2,367	701	
1279 - Services - Other	33,182	7,589	32,406	-776	
TOTAL 10 - Maintenance	63,001	23,276	63,001	1	
TOTAL 1 - Expenditure	63,001	23,276	63,001	1	
TOTAL Streets Gen - Safety Devices	63,001	23,276	63,001	1	
TOTAL 250 - Road Maintenance	185,401	62,223	185,402	1	
260 - Footpath Construction					
WF2108 - Matheson Rd					
1 - Expenditure					
30 - Asset Renewal					
1200 - Salaries	0	0	7,500	7,500	October: Carry forward project from 22/23.
1201 - Wages	0	0	502	502	
1213 - Salaries - Supervisors	0	0	1,003	1,003	
1216 - Agency Staff	0	0	502	502	
1219 - Overheads	0	0	4,194	4,194	
1222 - Materials	0	0	1,003	1,003	
1253 - Fleet / Plant	0	0	502	502	
1279 - Services - Other	0	0	41,496	41,496	
TOTAL 30 - Asset Renewal	0	0	56,702	56,702	
TOTAL 1 - Expenditure	0	0	56,702	56,702	
TOTAL Matheson Rd	0	0	56,702	56,702	
WF2211 - Mathieson Rd - Mathieson Rd - Part 2 - Dirt Road to Arum St					
1 - Expenditure					
30 - Asset Renewal					
1201 - Wages	0	0	474	474	October: Carry forward project from 22/23.
1213 - Salaries - Supervisors	0	0	948	948	
1216 - Agency Staff	0	0	474	474	
1219 - Overheads	0	0	3,963	3,963	
1222 - Materials	0	0	948	948	

Attachment 12.5.1 Budget Review Comparison



Budget Review Comparison for &SECTION.DESCR Current Budget: 24CLBUD, Revised Budget: 24CLRBD1

	Authorised Budget 2023-24	Actual to 27-Sep-2023	Oct Rev Budget 2023-24	Movement	Movement Comment
1253 - Fleet / Plant	0	0	474	474	
1279 - Services - Other	0	0	39,209	39,209	
TOTAL 30 - Asset Renewal	0	0	46,490	46,490	
TOTAL 1 - Expenditure	0	0	46,490	46,490	
TOTAL Mathieson Rd - Mathieson Rd - Part 2 - Dirt Road to Arum St	0	0	46,490	46,490	
WF2304 - Wright Street Wright Street – Pedestrian Crossing Investigat					
1 - Expenditure					
30 - Asset Renewal					
1200 - Salaries	0	0	5,000	5,000	October: Carry forward project from 22/23, design and investigation.
1271 - Services - Other Consultants	0	0	30,000	30,000	
TOTAL 30 - Asset Renewal	0	0	35,000	35,000	
TOTAL 1 - Expenditure	0	0	35,000	35,000	
TOTAL Wright Street Wright Street – Pedestrian Crossing Investiga	0	0	35,000	35,000	
WF2305 - Fulham Street – Pedestrian Crossing Investigations					
1 - Expenditure					
30 - Asset Renewal					
1200 - Salaries	0	0	5,000	5,000	October: Carry forward project from 22/23, design and investigation.
1271 - Services - Other Consultants	0	0	30,000	30,000	
TOTAL 30 - Asset Renewal	0	0	35,000	35,000	
TOTAL 1 - Expenditure	0	0	35,000	35,000	
TOTAL Fulham Street – Pedestrian Crossing Investigations	0	0	35,000	35,000	
WF2306 - Matheson Rd - Aurum St to Keymer St 122m					
1 - Expenditure					
30 - Asset Renewal					
1201 - Wages	0	0	486	486	October: Carry forward project from 22/23.
1213 - Salaries - Supervisors	0	0	972	972	
1216 - Agency Staff	0	0	486	486	
1219 - Overheads	0	0	4,062	4,062	
1222 - Materials	0	0	972	972	
1253 - Fleet / Plant	0	0	486	486	
1279 - Services - Other	0	0	40,194	40,194	
TOTAL 30 - Asset Renewal	0	0	47,658	47,658	
TOTAL 1 - Expenditure	0	0	47,658	47,658	
TOTAL Matheson Rd - Aurum St to Keymer St 122m	0	0	47,658	47,658	
WF2310 - Wicca Street					
1 - Expenditure					
31 - New Asset Construction					
1200 - Salaries	0	0	1,298	1,298	October: Project carried forward from 22/23.
1201 - Wages	0	0	260	260	
1213 - Salaries - Supervisors	0	0	519	519	
1216 - Agency Staff	0	0	260	260	
1219 - Overheads	0	0	2,668	2,668	
1222 - Materials	0	0	519	519	
1253 - Fleet / Plant	0	0	260	260	
1279 - Services - Other	0	0	20,166	20,166	
TOTAL 31 - New Asset Construction	0	0	25,950	25,950	
TOTAL 1 - Expenditure	0	0	25,950	25,950	
TOTAL Wicca Street	0	0	25,950	25,950	
WF2313 - Belmont Ave & Fulham Rd Roundabout					
1 - Expenditure					
30 - Asset Renewal					
1200 - Salaries	0	0	3,500	3,500	October: Carry forward project from 22/23, design and investigation.
1271 - Services - Other Consultants	0	0	14,000	14,000	
TOTAL 30 - Asset Renewal	0	0	17,500	17,500	
TOTAL 1 - Expenditure	0	0	17,500	17,500	

Attachment 12.5.1 Budget Review Comparison



Budget Review Comparison for &SECTION.DESCR
Current Budget: 24CLBUD, Revised Budget: 24CLRBD1

	Authorised Budget 2023-24	Actual to 27-Sep-2023	Oct Rev Budget 2023-24	Movement	Movement Comment
TOTAL Belmont Ave & Fulham Rd Roundabout	0	0	17,500	17,500	
WF2402 - Rehabilitation					
1 - Expenditure					
30 - Asset Renewal					
1216 - Agency Staff	500	746	1,246	746	
1219 - Overheads	5,472	2,912	8,384	2,912	
1279 - Services - Other	41,002	0	37,344	-3,658	
TOTAL 30 - Asset Renewal	46,973	3,658	46,974	0	
TOTAL 1 - Expenditure	46,973	3,658	46,974	0	
TOTAL Rehabilitation	46,973	3,658	46,974	0	
WF2407 - Worth Pde - Matheson Rd to Lyall St					
1 - Expenditure					
30 - Asset Renewal					
1201 - Wages	165	0	164	-1	
TOTAL 30 - Asset Renewal	165	0	164	-1	
TOTAL 1 - Expenditure	165	0	164	-1	
TOTAL Worth Pde - Matheson Rd to Lyall St	165	0	164	-1	
TOTAL 260 - Footpath Construction	47,138	3,658	311,438	264,300	
270 - Footpath Maintenance					
W59500 - Foot Paths-Gen Mntc					
1 - Expenditure					
10 - Maintenance					
1201 - Wages	2,973	7,577	7,578	4,605	Footpath repairs as required.
1219 - Overheads	21,873	26,724	28,013	6,139	
1253 - Fleet / Plant	3,578	3,380	3,579	1	
1279 - Services - Other	117,299	46,713	106,553	-10,746	
TOTAL 10 - Maintenance	145,724	84,394	145,723	-1	
TOTAL 1 - Expenditure	145,724	84,394	145,723	-1	
TOTAL Foot Paths-Gen Mntc	145,724	84,394	145,723	-1	
TOTAL 270 - Footpath Maintenance	145,724	84,394	145,723	-1	
280 - Drainage Construction					
WD2401 - Side Entry Pit Upgrades					
1 - Expenditure					
30 - Asset Renewal					
1201 - Wages	10,842	8,620	15,328	4,486	Ongoing program to upgrade restrictive opening to improve inflow.
1213 - Salaries - Supervisors	4,338	1,688	4,580	242	
1216 - Agency Staff	3,501	19,252	21,586	18,085	
1219 - Overheads	43,339	68,244	87,899	44,560	
1222 - Materials	26,250	6,896	24,396	-1,854	
1224 - Fuel	0	111	56	56	
1253 - Fleet / Plant	15,750	3,600	13,658	-2,092	
1279 - Services - Other	73,845	43,871	92,086	18,241	
TOTAL 30 - Asset Renewal	177,865	152,281	259,589	81,724	
TOTAL 1 - Expenditure	177,865	152,281	259,589	81,724	
TOTAL Side Entry Pit Upgrades	177,865	152,281	259,589	81,724	
TOTAL 280 - Drainage Construction	177,865	152,281	259,589	81,724	
290 - Drainage Maintenance					
W59948 - Streets-Gen-Drainage					
1 - Expenditure					
10 - Maintenance					
1201 - Wages	30,995	1,268	30,996	1	General city wide drainage repairs.
1222 - Materials	26,117	1,517	26,115	-2	

Attachment 12.5.1 Budget Review Comparison



Budget Review Comparison for &SECTION.DESCR Current Budget: 24CLBUD, Revised Budget: 24CLRBD1

	Authorised Budget 2023-24	Actual to 27-Sep-2023	Oct Rev Budget 2023-24	Movement	Movement Comment
TOTAL 10 - Maintenance	57,112	2,785	57,111	-1	
TOTAL 1 - Expenditure	57,112	2,785	57,111	-1	
TOTAL Streets-Gen-Drainage	57,112	2,785	57,111	-1	
TOTAL 290 - Drainage Maintenance	57,112	2,785	57,111	-1	
300 - Works Overheads					
993000 - Public Works Overheads					
1 - Expenditure					
40 - Fleet/Plant Operating					
1224 - Fuel	18,910	4,465	18,175	-735	
1314 - Ins. Prem - Motor Vehicle	1,447	2,182	2,182	735	Annual insurance premium.
TOTAL 40 - Fleet/Plant Operating	20,357	6,647	20,357	0	
TOTAL 1 - Expenditure	20,357	6,647	20,357	0	
6 - Capital Income					
00 - Operating					
6836 - LSL Reserve - Wages	0	0	-15,969	-15,969	October: Reserve funding of LSL
TOTAL 00 - Operating	0	0	-15,969	-15,969	
TOTAL 6 - Capital Income	0	0	-15,969	-15,969	
TOTAL Public Works Overheads	20,357	6,647	4,388	-15,969	
TOTAL 300 - Works Overheads	20,357	6,647	4,388	-15,969	
310 - Streetscapes					
P11600 - Central Ave-Gen Mntc					
1 - Expenditure					
10 - Maintenance					
1222 - Materials	1,500	758	3,000	1,500	Infill Planting and Mulching
1279 - Services - Other	19,408	0	14,556	-4,852	13x contracted traffic management \$17,800
TOTAL 10 - Maintenance	20,908	758	17,556	-3,352	
TOTAL 1 - Expenditure	20,908	758	17,556	-3,352	
TOTAL Central Ave-Gen Mntc	20,908	758	17,556	-3,352	
P16200 - The Springs – General Streetscapes					
1 - Expenditure					
10 - Maintenance					
1279 - Services - Other	9,000	2,522	16,000	7,000	12x contracted maintenance \$7,300 October: new contract to commence as of 1 Nov. Increased cost of \$8,400
TOTAL 10 - Maintenance	9,000	2,522	16,000	7,000	
TOTAL 1 - Expenditure	9,000	2,522	16,000	7,000	
TOTAL The Springs – General Streetscapes	9,000	2,522	16,000	7,000	
P30600 - Abernethy Island-Gen Mntc					
1 - Expenditure					
10 - Maintenance					
1279 - Services - Other	44,874	3,266	35,643	-9,230	13x contracted traffic management \$44,000. October: Budget adjusted to reflect actual expenditure.
TOTAL 10 - Maintenance	44,874	3,266	35,643	-9,230	
TOTAL 1 - Expenditure	44,874	3,266	35,643	-9,230	
TOTAL Abernethy Island-Gen Mntc	44,874	3,266	35,643	-9,230	
P35500 - Belmont Ave - Gen Mntc					
1 - Expenditure					
10 - Maintenance					
1279 - Services - Other	49,349	1,673	38,685	-10,664	13x contracted traffic management \$21,000. October: Budget adjusted to reflect actual expenditure.
TOTAL 10 - Maintenance	49,349	1,673	38,685	-10,664	
TOTAL 1 - Expenditure	49,349	1,673	38,685	-10,664	
TOTAL Belmont Ave - Gen Mntc	49,349	1,673	38,685	-10,664	
P59700 - RoundABOUTS-Gen Mntc					
1 - Expenditure					

Attachment 12.5.1 Budget Review Comparison



Budget Review Comparison for &SECTION.DESCR Current Budget: 24CLBUD, Revised Budget: 24CLRBD1

	Authorised Budget 2023-24	Actual to 27-Sep-2023	Oct Rev Budget 2023-24	Movement	Movement Comment
10 - Maintenance					
1279 - Services - Other	49,138	0	32,759	-16,379	Contracted traffic management roundabouts & slow points \$33,000. October: Budget adjusted to reflect actual expenditure.
TOTAL 10 - Maintenance	49,138	0	32,759	-16,379	
TOTAL 1 - Expenditure	49,138	0	32,759	-16,379	
TOTAL Round Abouts-Gen Mntc	49,138	0	32,759	-16,379	
P59800 - Cul-De-Sacs-Gen Mntc					
1 - Expenditure					
10 - Maintenance					
1279 - Services - Other	40,000	8,724	34,229	-5,771	Contracted cul-de-sac mowing 6 times a year = \$30,000. October: Budget adjusted to reflect actual expenditure.
TOTAL 10 - Maintenance	40,000	8,724	34,229	-5,771	
TOTAL 1 - Expenditure	40,000	8,724	34,229	-5,771	
TOTAL Cul-De-Sacs-Gen Mntc	40,000	8,724	34,229	-5,771	
P59912 - Streets-Gen-Street Trees					
1 - Expenditure					
10 - Maintenance					
1279 - Services - Other	328,751	11,396	248,383	-80,368	Contracted citywide under pruning programme (non powerline street side) = \$172,000 Weekly run sheet tree maintenance = approx. \$3000 per week x 52 = \$156,000 13x traffic management \$19,000. October: Budget adjusted to reflect actual expenditure.
TOTAL 10 - Maintenance	328,751	11,396	248,383	-80,368	
TOTAL 1 - Expenditure	328,751	11,396	248,383	-80,368	
TOTAL Streets-Gen-Street Trees	328,751	11,396	248,383	-80,368	
P59913 - Street Trees - Gen-PwrL Prune					
1 - Expenditure					
10 - Maintenance					
1279 - Services - Other	229,960	6,212	172,558	-57,402	Annual powerline pruning \$230,000. October: Budget adjusted to reflect actual expenditure.
TOTAL 10 - Maintenance	229,960	6,212	172,558	-57,402	
TOTAL 1 - Expenditure	229,960	6,212	172,558	-57,402	
TOTAL Street Trees - Gen-PwrL Prune	229,960	6,212	172,558	-57,402	
P59915 - Street Trees - Gen - Watering					
1 - Expenditure					
10 - Maintenance					
1279 - Services - Other	658,932	0	744,442	85,510	Contracted watering 1900 trees. Increased from 30 weeks to 44 weeks = \$431,376 Contracted watering 7772m2 streetscape garden beds for 30 weeks = \$225,848 October: Budget increased to match tendered rates and watering season.
TOTAL 10 - Maintenance	658,932	0	744,442	85,510	
TOTAL 1 - Expenditure	658,932	0	744,442	85,510	
TOTAL Street Trees - Gen - Watering	658,932	0	744,442	85,510	
P59918 - Street Trees - Gen Planting					
1 - Expenditure					
10 - Maintenance					
1222 - Materials	225,000	1,909	170,660	-54,340	Contract grow 3000 trees @ \$85 per tree = \$225,000. October: Budget adjusted to reflect actual expenditure.
TOTAL 10 - Maintenance	225,000	1,909	170,660	-54,340	
TOTAL 1 - Expenditure	225,000	1,909	170,660	-54,340	
TOTAL Street Trees - Gen Planting	225,000	1,909	170,660	-54,340	
P59920 - Street Trees Gen - Maintenance					
1 - Expenditure					
10 - Maintenance					
1279 - Services - Other	140,721	0	93,814	-46,907	Contracted tree maintenance, 1900 x 4 times a year = \$153,976 Budget moved from Streets Gen verge P5996.10.1279.000 to Street Trees Gen Maintenance P59920.10.1279.000. October: Budget adjusted to reflect actual expenditure.
TOTAL 10 - Maintenance	140,721	0	93,814	-46,907	
TOTAL 1 - Expenditure	140,721	0	93,814	-46,907	
TOTAL Street Trees Gen - Maintenance	140,721	0	93,814	-46,907	

Attachment 12.5.1 Budget Review Comparison



Budget Review Comparison for &SECTION.DESCR Current Budget: 24CLBUD, Revised Budget: 24CLRBD1

	Authorised Budget 2023-24	Actual to 27-Sep-2023	Oct Rev Budget 2023-24	Movement	Movement Comment
P59996 - Streets-Gen-Verge					
1 - Expenditure					
10 - Maintenance					
1261 - Services - Gardening	150,000	0	112,500	-37,500	Contracted road reserve spraying 6x citywide & additional 3x kerb line sprays Nov to March for Fleabane control = \$140,500. October: Budget adjusted to reflect actual expenditure.
TOTAL 10 - Maintenance	150,000	0	112,500	-37,500	
TOTAL 1 - Expenditure	150,000	0	112,500	-37,500	
TOTAL Streets-Gen-Verge	150,000	0	112,500	-37,500	
PS2002 - Streetscape - Landscaping renewal programme					
1 - Expenditure					
30 - Asset Renewal					
1279 - Services - Other	45,000	25,359	180,000	135,000	October: pre ordering plants for Winter 2024 streetscape landscaping
TOTAL 30 - Asset Renewal	45,000	25,359	180,000	135,000	
TOTAL 1 - Expenditure	45,000	25,359	180,000	135,000	
TOTAL Streetscape - Landscaping renewal programme	45,000	25,359	180,000	135,000	
PS2202 - Streetscape Landscape Renewal					
1 - Expenditure					
30 - Asset Renewal					
1222 - Materials	0	0	5,630	5,630	
1279 - Services - Other	0	0	3,255	3,255	October: Carry forward for streetscape landscaping
TOTAL 30 - Asset Renewal	0	0	8,885	8,885	
TOTAL 1 - Expenditure	0	0	8,885	8,885	
TOTAL Streetscape Landscape Renewal	0	0	8,885	8,885	
TOTAL 310 - Streetscapes	1,991,633	61,819	1,906,114	-85,519	
320 - Other Works					
994500 - Other Public Works					
1 - Expenditure					
00 - Operating					
1028 - Street Lighting	0	145,494	866,400	866,400	October: Western Power Street Lighting Budget.
1055 - Cont to - Crossover	0	2,011	2,011	2,011	October: Crossover contributions.
TOTAL 00 - Operating	0	147,505	868,411	868,411	
TOTAL 1 - Expenditure	0	147,505	868,411	868,411	
4 - Income					
00 - Operating					
4055 - Cont to - Crossover	0	-2,530	-2,530	-2,530	October: Income from contributions.
4263 - Services - Advertising	0	-3,766	-3,766	-3,766	
TOTAL 00 - Operating	0	-6,296	-6,296	-6,296	
TOTAL 4 - Income	0	-6,296	-6,296	-6,296	
TOTAL Other Public Works	0	141,209	862,115	862,115	
PR1333 - Tree Removal and Replacement					
1 - Expenditure					
00 - Operating					
1222 - Materials	1,000	3,750	3,750	2,750	October: Budget amended to match expenditure.
1279 - Services - Other	7,000	0	4,250	-2,750	October: Budget reduced to match anticipated expenditure.
TOTAL 00 - Operating	8,000	3,750	8,000	0	
TOTAL 1 - Expenditure	8,000	3,750	8,000	0	
TOTAL Tree Removal and Replacement	8,000	3,750	8,000	0	
TOTAL 320 - Other Works	8,000	144,959	870,115	862,115	
330 - Operations Centre					
995000 - Operations Centre					
1 - Expenditure					
00 - Operating					

Attachment 12.5.1 Budget Review Comparison



Budget Review Comparison for &SECTION.DESCR Current Budget: 24CLBUD, Revised Budget: 24CLRBD1

	Authorised Budget 2023-24	Actual to 27-Sep-2023	Oct Rev Budget 2023-24	Movement	Movement Comment
1227 - Printing	0	131	131	131	
TOTAL 00 - Operating	0	131	131	131	
40 - Fleet/Plant Operating					
1119 - Licenses	0	887	887	887	October: Workshop utility costs added.
1201 - Wages	0	153	153	153	
1221 - Tyres	0	653	653	653	
1314 - Ins. Prem - Motor Vehicle	0	588	588	588	
TOTAL 40 - Fleet/Plant Operating	0	2,281	2,281	2,281	
TOTAL 1 - Expenditure	0	2,412	2,412	2,412	
3 - Capital Expenditure					
32 - New Asset Acquisition					
3253 - Fleet / Plant	553,415	0	0	-553,415	October: Budget allocation moved to chargeable plant.
3259 - Chargeable Plant	98,415	150,296	349,850	251,435	Replacement of MW04, GE06, GA56, TL32 and Various small items of equipment. October:Truck20 received, Excavator & Trailer, Concrete Grinder, TRL01.
TOTAL 32 - New Asset Acquisition	651,830	150,296	349,850	-301,980	
TOTAL 3 - Capital Expenditure	651,830	150,296	349,850	-301,980	
6 - Capital Income					
00 - Operating					
6259 - Chargeable Plant	-28,600	-29,168	-107,600	-79,000	Income from sale of MW04, GE06, TL32, GA56 and various small items of equipment..
6838 - Plant replacement reserve	-132,315	0	-242,250	-109,935	Reserve transfer to fund the net cost of plant replacement by Finance. October:Amended to reflect updated replacement schedule
TOTAL 00 - Operating	-160,915	-29,168	-349,850	-188,935	
TOTAL 6 - Capital Income	-160,915	-29,168	-349,850	-188,935	
TOTAL Operations Centre	490,915	123,540	2,412	-488,503	
B80699 - Operations Centre - Big Mntc					
1 - Expenditure					
00 - Operating					
1325 - Rates	59,345	52,187	52,187	-7,158	CPI increase: October: -\$7K for ESL payment which has been allocated to anotheraccount
TOTAL 00 - Operating	59,345	52,187	52,187	-7,158	
TOTAL 1 - Expenditure	59,345	52,187	52,187	-7,158	
TOTAL Operations Centre - Big Mntc	59,345	52,187	52,187	-7,158	
TOTAL 330 - Operations Centre	550,260	175,727	54,599	-495,661	
340 - Plant Operating					
993500 - Plant Operating Overheads					
1 - Expenditure					
00 - Operating					
1200 - Salaries	112,888	10,257	89,911	-22,977	Salaries budget Admin Officer and Trades Assistant. October: Salaries budget reduced to reflect actual expenditure.
1201 - Wages	12,998	0	9,998	-3,000	Mechanic position not filled, labour hire preferred. October: Wages budget reduced to reflect actual expenditure.
1209 - Superannuation	40,386	7,392	36,566	-3,820	As per salaries spread sheet. October: Budget reduced to reflect actual expenditure.
1213 - Salaries - Supervisors	94,146	22,596	90,972	-3,174	As per salaries spread sheet. October: Salaries budget reduced to reflect actual expenditure.
1216 - Agency Staff	12,509	2,350	15,322	2,813	As per salaries spread sheet. October: Agency staff budget amended to reflect actual expenditure.
1318 - Insurance - Self Insurance	0	500	500	500	
TOTAL 00 - Operating	272,927	43,095	243,270	-29,657	
40 - Fleet/Plant Operating					
1224 - Fuel	136,230	30,942	141,552	5,322	
1314 - Ins. Prem - Motor Vehicle	40,753	35,431	35,431	-5,322	Annual insurance premium.
TOTAL 40 - Fleet/Plant Operating	176,983	66,373	176,983	0	
TOTAL 1 - Expenditure	449,910	109,468	420,253	-29,657	
TOTAL Plant Operating Overheads	449,910	109,468	420,253	-29,657	
TOTAL 340 - Plant Operating	449,910	109,468	420,253	-29,657	
350 - Parks Construction					
PG2121 - Adachi Footpath & Landscaping Upgrade					
1 - Expenditure					
30 - Asset Renewal					

Attachment 12.5.1 Budget Review Comparison



Budget Review Comparison for &SECTION.DESCR Current Budget: 24CLBUD, Revised Budget: 24CLRBD1

	Authorised Budget 2023-24	Actual to 27-Sep-2023	Oct Rev Budget 2023-24	Movement	Movement Comment
1279 - Services - Other	0	4,165	4,165	4,165	October: Adachi Park Landscape Renewal Stage 2
TOTAL 30 - Asset Renewal	0	4,165	4,165	4,165	
TOTAL 1 - Expenditure	0	4,165	4,165	4,165	
TOTAL Adachi Footpath & Landscaping Upgrade	0	4,165	4,165	4,165	
PG2201 - Scott Street Drain Landscaping Upgrade					
6 - Capital Income					
00 - Operating					
6056 - Cont to - Parks & Gardens	0	-100,000	-100,000	-100,000	October: Contribution to works from Water Corporation.
TOTAL 00 - Operating	0	-100,000	-100,000	-100,000	
TOTAL 6 - Capital Income	0	-100,000	-100,000	-100,000	
TOTAL Scott Street Drain Landscaping Upgrade	0	-100,000	-100,000	-100,000	
PG2211 - Ascot Waters Irrigation System Renewals					
1 - Expenditure					
30 - Asset Renewal					
1279 - Services - Other	0	203,808	255,000	255,000	October: Carry forward for irrigation system renewal
TOTAL 30 - Asset Renewal	0	203,808	255,000	255,000	
TOTAL 1 - Expenditure	0	203,808	255,000	255,000	
TOTAL Ascot Waters Irrigation System Renewals	0	203,808	255,000	255,000	
PG2217 - Park Furniture Renewal					
1 - Expenditure					
30 - Asset Renewal					
1279 - Services - Other	0	26,601	26,601	26,601	October: Carrier over from reserves for Tomato Lake playground new benches
TOTAL 30 - Asset Renewal	0	26,601	26,601	26,601	
TOTAL 1 - Expenditure	0	26,601	26,601	26,601	
TOTAL Park Furniture Renewal	0	26,601	26,601	26,601	
PG2221 - BSRC - Bowling Green and Upgrades					
1 - Expenditure					
31 - New Asset Construction					
1279 - Services - Other	0	124,630	211,761	211,761	October: Completion of synthetic greens project from FY2023
TOTAL 31 - New Asset Construction	0	124,630	211,761	211,761	
TOTAL 1 - Expenditure	0	124,630	211,761	211,761	
6 - Capital Income					
00 - Operating					
6035 - Grant - Capital Improvements	0	-100,579	-100,579	-100,579	October: 2021 Election Pledge for Synthetic Greens Carry forward
TOTAL 00 - Operating	0	-100,579	-100,579	-100,579	
TOTAL 6 - Capital Income	0	-100,579	-100,579	-100,579	
TOTAL BSRC - Bowling Green and Upgrades	0	24,052	111,182	111,182	
PG2223 - Middleton Park Playground Replacement					
1 - Expenditure					
30 - Asset Renewal					
1222 - Materials	0	8,819	8,819	8,819	October: Carry forward, winter planting
TOTAL 30 - Asset Renewal	0	8,819	8,819	8,819	
TOTAL 1 - Expenditure	0	8,819	8,819	8,819	
TOTAL Middleton Park Playground Replacement	0	8,819	8,819	8,819	
PG2302 - Volcano Playground - Flying Fox					
1 - Expenditure					
30 - Asset Renewal					
1222 - Materials	0	4,943	4,943	4,943	October: Carry forward, winter planting
TOTAL 30 - Asset Renewal	0	4,943	4,943	4,943	
TOTAL 1 - Expenditure	0	4,943	4,943	4,943	
TOTAL Volcano Playground - Flying Fox	0	4,943	4,943	4,943	
PG2304 - Tomato lake Playground Renewal (Oats)					

Attachment 12.5.1 Budget Review Comparison



Budget Review Comparison for &SECTION.DESCR Current Budget: 24CLBUD, Revised Budget: 24CLRBD1

	Authorised Budget 2023-24	Actual to 27-Sep-2023	Oct Rev Budget 2023-24	Movement	Movement Comment
1 - Expenditure					
30 - Asset Renewal					
1279 - Services - Other	0	1,680	1,680	1,680	October: Carry forward project completed
TOTAL 30 - Asset Renewal	0	1,680	1,680	1,680	
TOTAL 1 - Expenditure	0	1,680	1,680	1,680	
TOTAL Tomato lake Playground Renewal (Oats)	0	1,680	1,680	1,680	
PG2308 - Irrigation Renewal - Tomato Lake (Oats St near to Kiosk)					
1 - Expenditure					
30 - Asset Renewal					
1279 - Services - Other	0	65,001	190,000	190,000	October: Carry forward for irrigation system renewal incl additional contracted costs for pedestrian management, temporary fencing around playground and directional drill shot under stormwater culvert.
TOTAL 30 - Asset Renewal	0	65,001	190,000	190,000	
TOTAL 1 - Expenditure	0	65,001	190,000	190,000	
TOTAL Irrigation Renewal - Tomato Lake (Oats St near to Kiosk)	0	65,001	190,000	190,000	
PG2309 - Irrigation Renewal - Kinghorn					
1 - Expenditure					
30 - Asset Renewal					
1279 - Services - Other	0	400	400	400	October: Carry forward for irrigation system renewal
TOTAL 30 - Asset Renewal	0	400	400	400	
TOTAL 1 - Expenditure	0	400	400	400	
TOTAL Irrigation Renewal - Kinghorn	0	400	400	400	
PG2310 - Irrigation Renewal - Operations Centre					
1 - Expenditure					
30 - Asset Renewal					
1279 - Services - Other	0	3,514	3,514	3,514	October: Carry forward for irrigation system renewal
TOTAL 30 - Asset Renewal	0	3,514	3,514	3,514	
TOTAL 1 - Expenditure	0	3,514	3,514	3,514	
TOTAL Irrigation Renewal - Operations Centre	0	3,514	3,514	3,514	
PG2311 - Irrigation Renewal - Volcano Playground					
1 - Expenditure					
30 - Asset Renewal					
1279 - Services - Other	0	42,900	58,000	58,000	October: Carry forward for irrigation renewal
TOTAL 30 - Asset Renewal	0	42,900	58,000	58,000	
TOTAL 1 - Expenditure	0	42,900	58,000	58,000	
TOTAL Irrigation Renewal - Volcano Playground	0	42,900	58,000	58,000	
PG2312 - Irrigation Renewal - Parkview Chase					
1 - Expenditure					
30 - Asset Renewal					
1279 - Services - Other	0	130,771	130,771	130,771	October: Carry forward for irrigation renewal
TOTAL 30 - Asset Renewal	0	130,771	130,771	130,771	
TOTAL 1 - Expenditure	0	130,771	130,771	130,771	
TOTAL Irrigation Renewal - Parkview Chase	0	130,771	130,771	130,771	
PG2313 - Irrigation Renewal - Willowlake Park (Garbiel St)					
1 - Expenditure					
30 - Asset Renewal					
1279 - Services - Other	0	40,276	41,000	41,000	October: Carry forward for irrigation renewal
TOTAL 30 - Asset Renewal	0	40,276	41,000	41,000	
TOTAL 1 - Expenditure	0	40,276	41,000	41,000	
TOTAL Irrigation Renewal - Willowlake Park (Garbiel St)	0	40,276	41,000	41,000	
PG2314 - Irrigation Renewal - Fulham St Sump					
1 - Expenditure					
30 - Asset Renewal					

Attachment 12.5.1 Budget Review Comparison



Budget Review Comparison for &SECTION.DESCR Current Budget: 24CLBUD, Revised Budget: 24CLRBD1

	Authorised Budget 2023-24	Actual to 27-Sep-2023	Oct Rev Budget 2023-24	Movement	Movement Comment
1279 - Services - Other	0	1,080	1,080	1,080	October: Carry forward for irrigation renewal
TOTAL 30 - Asset Renewal	0	1,080	1,080	1,080	
TOTAL 1 - Expenditure	0	1,080	1,080	1,080	
TOTAL Irrigation Renewal - Fulham St Sump	0	1,080	1,080	1,080	
PG2315 - Irrigation Renewal - Ascot Waters Freshwater Lake					
1 - Expenditure					
30 - Asset Renewal					
1279 - Services - Other	0	95,409	141,546	141,546	October: Carry forward for irrigation renewal
TOTAL 30 - Asset Renewal	0	95,409	141,546	141,546	
TOTAL 1 - Expenditure	0	95,409	141,546	141,546	
TOTAL Irrigation Renewal - Ascot Waters Freshwater Lake	0	95,409	141,546	141,546	
PG2324 - Bore Renewal - Belmont Oval					
1 - Expenditure					
30 - Asset Renewal					
1279 - Services - Other	0	8,312	8,312	8,312	October: Carry forward from 22/23
TOTAL 30 - Asset Renewal	0	8,312	8,312	8,312	
TOTAL 1 - Expenditure	0	8,312	8,312	8,312	
TOTAL Bore Renewal - Belmont Oval	0	8,312	8,312	8,312	
PG2325 - Bore Renewal - Adachi Park self backwash system.					
1 - Expenditure					
30 - Asset Renewal					
1279 - Services - Other	0	12,590	12,590	12,590	October: Carry forward from 22/23
TOTAL 30 - Asset Renewal	0	12,590	12,590	12,590	
TOTAL 1 - Expenditure	0	12,590	12,590	12,590	
TOTAL Bore Renewal - Adachi Park self backwash system.	0	12,590	12,590	12,590	
PG2326 - Supply & Install Flow Meters					
1 - Expenditure					
30 - Asset Renewal					
1279 - Services - Other	0	0	50,000	50,000	October: renewal of bore flow meters that failed verifications
TOTAL 30 - Asset Renewal	0	0	50,000	50,000	
TOTAL 1 - Expenditure	0	0	50,000	50,000	
TOTAL Supply & Install Flow Meters	0	0	50,000	50,000	
PG2328 - Redcliffe Park Exercise equipment (NEW)					
1 - Expenditure					
31 - New Asset Construction					
1279 - Services - Other	0	125,646	125,646	125,646	October: carried forward from reserves 22/23, project completed
TOTAL 31 - New Asset Construction	0	125,646	125,646	125,646	
TOTAL 1 - Expenditure	0	125,646	125,646	125,646	
TOTAL Redcliffe Park Exercise equipment (NEW)	0	125,646	125,646	125,646	
PG2330 - Esplanade Foreshore					
6 - Capital Income					
00 - Operating					
6035 - Grant - Capital Improvements	0	-243,144	-243,144	-243,144	October: Esplanade foreshore stabilisation funding received in advance in FY23
TOTAL 00 - Operating	0	-243,144	-243,144	-243,144	
TOTAL 6 - Capital Income	0	-243,144	-243,144	-243,144	
TOTAL Esplanade Foreshore	0	-243,144	-243,144	-243,144	
TOTAL 350 - Parks Construction	0	456,822	832,105	832,105	
360 - Parks Maintenance					
P00100 - Faulkner Park-Gen Mntc					
1 - Expenditure					
10 - Maintenance					
1201 - Wages	151,661	32,684	142,321	-9,340	October: Wages adjusted to reflect actual expenditure.

Attachment 12.5.1 Budget Review Comparison



Budget Review Comparison for &SECTION.DESCR Current Budget: 24CLBUD, Revised Budget: 24CLRBD1

	Authorised Budget 2023-24	Actual to 27-Sep-2023	Oct Rev Budget 2023-24	Movement	Movement Comment
1219 - Overheads	188,060	32,851	169,623	-18,437	October: Overheads adjusted to reflect actual expenditure.
1253 - Fleet / Plant	35,000	4,499	30,342	-4,658	October: Fleet/Plant adjusted to reflect actual expenditure.
1260 - Services - Turf Maintenance	77,800	18,529	73,800	-4,000	Tendered turf maintenance cost \$71,000. Increased cost of fertiliser applications.
1279 - Services - Other	5,000	10,431	11,031	6,031	October: Increased by \$6k to reflect works undertaken
TOTAL 10 - Maintenance	457,521	98,992	427,117	-30,404	
TOTAL 1 - Expenditure	457,521	98,992	427,117	-30,404	
TOTAL Faulkner Park-Gen Mntc	457,521	98,992	427,117	-30,404	
P00105 - Volcano Playground					
1 - Expenditure					
10 - Maintenance					
1277 - Services - Playground Maintenance	55,000	3,226	38,906	-16,094	October: reduced by \$16000
1278 - Services - Park Furniture Maintenance	1,000	180	16,600	15,600	October: Increased due to repairs to wood feature furniture
TOTAL 10 - Maintenance	56,000	3,406	55,506	-494	
TOTAL 1 - Expenditure	56,000	3,406	55,506	-494	
TOTAL Volcano Playground	56,000	3,406	55,506	-494	
P00133 - Faulkner Park-Herb Grdn					
1 - Expenditure					
10 - Maintenance					
1201 - Wages	380	0	285	-95	October: Budget reduced to align with project start.
1219 - Overheads	472	0	354	-118	
1222 - Materials	1,653	0	1,170	-483	
TOTAL 10 - Maintenance	2,505	0	1,809	-696	
TOTAL 1 - Expenditure	2,505	0	1,809	-696	
TOTAL Faulkner Park-Herb Grdn	2,505	0	1,809	-696	
P00300 - Garden Demonstrations					
1 - Expenditure					
10 - Maintenance					
1219 - Overheads	1,162	0	1,163	1	
1222 - Materials	2,187	0	2,186	0	
TOTAL 10 - Maintenance	3,349	0	3,349	1	
TOTAL 1 - Expenditure	3,349	0	3,349	1	
TOTAL Garden Demonstrations	3,349	0	3,349	1	
P03000 - Garvey Park-Gen Mntc					
1 - Expenditure					
10 - Maintenance					
1260 - Services - Turf Maintenance	32,400	1,859	32,000	-400	Tendered turf maintenance \$30,200 fertiliser applications
1279 - Services - Other	6,117	9,558	7,549	1,432	October: increase in line with current charges
1283 - Services - Environmental	37,986	21,875	37,828	-158	
TOTAL 10 - Maintenance	76,503	33,293	77,377	874	
TOTAL 1 - Expenditure	76,503	33,293	77,377	874	
4 - Income					
00 - Operating					
4035 - Grant - Improvements	0	-25,000	-25,000	-25,000	October: Garvey Park trail funding received in advance in FY23
TOTAL 00 - Operating	0	-25,000	-25,000	-25,000	
TOTAL 4 - Income	0	-25,000	-25,000	-25,000	
TOTAL Garvey Park-Gen Mntc	76,503	8,293	52,377	-24,126	
P04000 - Tomato Lake-Gen Mntc					
1 - Expenditure					
10 - Maintenance					
1201 - Wages	83,001	14,534	76,084	-6,916	October: Wages adjusted to reflect actual expenditure.
1219 - Overheads	102,921	16,445	94,344	-8,577	October: Overheads adjusted to reflect actual expenditure.
1277 - Services - Playground Maintenance	12,000	6,325	12,699	699	Contracted playground maintenance \$12,700
TOTAL 10 - Maintenance	197,922	37,304	183,127	-14,795	
TOTAL 1 - Expenditure	197,922	37,304	183,127	-14,795	

Attachment 12.5.1 Budget Review Comparison



Budget Review Comparison for &SECTION.DESCR Current Budget: 24CLBUD, Revised Budget: 24CLRBD1

	Authorised Budget 2023-24	Actual to 27-Sep-2023	Oct Rev Budget 2023-24	Movement	Movement Comment
TOTAL Tomato Lake-Gen Mntc	197,922	37,304	183,127	-14,795	
P10000 - Arlunya Park -Gen Mntc					
1 - Expenditure					
10 - Maintenance					
1222 - Materials	10,040	25,961	24,200	14,160	Supply of plants and mulch \$8,000 October:Infill planting \$13k
TOTAL 10 - Maintenance	10,040	25,961	24,200	14,160	
TOTAL 1 - Expenditure	10,040	25,961	24,200	14,160	
TOTAL Arlunya Park -Gen Mntc	10,040	25,961	24,200	14,160	
P10200 - Peachey Park - Gen Mntc					
1 - Expenditure					
10 - Maintenance					
1201 - Wages	27,754	2,674	23,516	-4,239	October: Wages adjusted to reflect actual expenditure.
1219 - Overheads	34,415	2,674	28,511	-5,904	October: Overheads adjusted to reflect actual expenditure.
1253 - Fleet / Plant	10,000	543	8,040	-1,960	October: Budget adjusted to reflect actual expenditure.
1260 - Services - Turf Maintenance	15,727	1,479	11,795	-3,932	Tendered turf maintenance \$25,000. October: Budget adjusted to reflect actual expenditure.
1277 - Services - Playground Maintenance	5,000	240	3,750	-1,250	Contracted playground maintenance \$2,900 on going line marking \$2000
TOTAL 10 - Maintenance	92,896	7,609	75,612	-17,284	
TOTAL 1 - Expenditure	92,896	7,609	75,612	-17,284	
TOTAL Peachey Park - Gen Mntc	92,896	7,609	75,612	-17,284	
P10600 - Brearley Avenue Res.-Gen Mntc					
1 - Expenditure					
10 - Maintenance					
1277 - Services - Playground Maintenance	5,500	644	4,125	-1,375	Contracted playground maintenance \$5,200 October:Reduced by \$1400 due to new equipment installed
TOTAL 10 - Maintenance	5,500	644	4,125	-1,375	
TOTAL 1 - Expenditure	5,500	644	4,125	-1,375	
TOTAL Brearley Avenue Res.-Gen Mntc	5,500	644	4,125	-1,375	
P10900 - Copley Park - Gen Mntc					
1 - Expenditure					
10 - Maintenance					
1222 - Materials	8,000	2,092	6,000	-2,000	Supply of plants & mulch
TOTAL 10 - Maintenance	8,000	2,092	6,000	-2,000	
TOTAL 1 - Expenditure	8,000	2,092	6,000	-2,000	
TOTAL Copley Park - Gen Mntc	8,000	2,092	6,000	-2,000	
P11000 - Cracknell Park-Gen Mntc					
1 - Expenditure					
10 - Maintenance					
1222 - Materials	7,490	10,683	11,490	4,000	October:Supply of plants in line DIS instruction \$4k
TOTAL 10 - Maintenance	7,490	10,683	11,490	4,000	
TOTAL 1 - Expenditure	7,490	10,683	11,490	4,000	
TOTAL Cracknell Park-Gen Mntc	7,490	10,683	11,490	4,000	
P11900 - Morgan Park - Gen Mntc					
1 - Expenditure					
10 - Maintenance					
1260 - Services - Turf Maintenance	1,725	194	1,575	-150	Tendered turf maintenance \$900 increased fertilising frequency
TOTAL 10 - Maintenance	1,725	194	1,575	-150	
TOTAL 1 - Expenditure	1,725	194	1,575	-150	
TOTAL Morgan Park - Gen Mntc	1,725	194	1,575	-150	
P12600 - Small Res.-Gen Mntc					
1 - Expenditure					
10 - Maintenance					
1219 - Overheads	28,878	3,080	24,065	-4,813	
TOTAL 10 - Maintenance	28,878	3,080	24,065	-4,813	
TOTAL 1 - Expenditure	28,878	3,080	24,065	-4,813	

Attachment 12.5.1 Budget Review Comparison



Budget Review Comparison for &SECTION.DESCR Current Budget: 24CLBUD, Revised Budget: 24CLRBD1

	Authorised Budget 2023-24	Actual to 27-Sep-2023	Oct Rev Budget 2023-24	Movement	Movement Comment
TOTAL Small Res.-Gen Mntc	28,878	3,080	24,065	-4,813	
P13000 - Kinghorn Park-Gen Mntc					
1 - Expenditure					
10 - Maintenance					
1201 - Wages	3,449	348	3,162	-287	
1219 - Overheads	4,277	348	3,462	-815	
1222 - Materials	300	0	225	-75	
1253 - Fleet / Plant	1,400	0	1,050	-350	
1279 - Services - Other	200	0	150	-50	
1324 - Communications - IT	200	357	483	283	
TOTAL 10 - Maintenance	9,826	1,052	8,532	-1,294	
TOTAL 1 - Expenditure	9,826	1,052	8,532	-1,294	
TOTAL Kinghorn Park-Gen Mntc	9,826	1,052	8,532	-1,294	
P13100 - Adachi/Bristle Pk-Gen Mntc					
1 - Expenditure					
10 - Maintenance					
1201 - Wages	36,011	5,237	30,009	-6,003	
1219 - Overheads	44,654	5,395	36,491	-8,164	
TOTAL 10 - Maintenance	80,666	10,632	66,499	-14,166	
TOTAL 1 - Expenditure	80,666	10,632	66,499	-14,166	
TOTAL Adachi/Bristle Pk-Gen Mntc	80,666	10,632	66,499	-14,166	
P13800 - Hoffman Park-Gen Mntc					
1 - Expenditure					
10 - Maintenance					
1201 - Wages	4,316	445	3,597	-719	
1219 - Overheads	5,352	445	4,236	-1,116	
TOTAL 10 - Maintenance	9,668	889	7,833	-1,835	
TOTAL 1 - Expenditure	9,668	889	7,833	-1,835	
TOTAL Hoffman Park-Gen Mntc	9,668	889	7,833	-1,835	
P14100 - Ascot Waters-Gen Mntc					
1 - Expenditure					
10 - Maintenance					
1261 - Services - Gardening	171,000	38,784	164,850	-6,150	Tendered grounds maintenance contract \$171,000 October: Budget adjusted to reflect actual expenditure and new contract costs.
1283 - Services - Environmental	0	1,605	1,605	1,605	
TOTAL 10 - Maintenance	171,000	40,389	166,455	-4,545	
TOTAL 1 - Expenditure	171,000	40,389	166,455	-4,545	
TOTAL Ascot Waters-Gen Mntc	171,000	40,389	166,455	-4,545	
P15800 - Belgravia Estate					
1 - Expenditure					
10 - Maintenance					
1201 - Wages	11,198	2,125	10,199	-1,000	October: Wages adjusted to reflect actual expenditure.
1219 - Overheads	13,886	2,428	12,754	-1,131	October: Overheads adjusted to reflect actual expenditure.
1222 - Materials	3,000	0	2,250	-750	October: Budget adjusted to reflect actual expenditure.
1253 - Fleet / Plant	4,000	42	3,042	-958	October: Budget adjusted to reflect actual expenditure.
TOTAL 10 - Maintenance	32,084	4,595	28,245	-3,839	
TOTAL 1 - Expenditure	32,084	4,595	28,245	-3,839	
TOTAL Belgravia Estate	32,084	4,595	28,245	-3,839	
P15900 - Flame Tree Park					
1 - Expenditure					
10 - Maintenance					
1279 - Services - Other	6,961	1,842	9,500	2,539	Contracted grounds maintenance \$5000 October: new contract to commence as of 1 Nov. Increased cost of \$4,125.
TOTAL 10 - Maintenance	6,961	1,842	9,500	2,539	

Attachment 12.5.1 Budget Review Comparison



Budget Review Comparison for &SECTION.DESCR Current Budget: 24CLBUD, Revised Budget: 24CLRBD1

	Authorised Budget 2023-24	Actual to 27-Sep-2023	Oct Rev Budget 2023-24	Movement	Movement Comment
TOTAL 1 - Expenditure	6,961	1,842	9,500	2,539	
TOTAL Flame Tree Park	6,961	1,842	9,500	2,539	
P16000 - Leslie Deague Park					
1 - Expenditure					
10 - Maintenance					
1279 - Services - Other	4,903	1,288	5,500	597	Contracted grounds maintenance \$4,000 October: new contract to commence as of 1Nov. Increased cost of \$1,250.
TOTAL 10 - Maintenance	4,903	1,288	5,500	597	
TOTAL 1 - Expenditure	4,903	1,288	5,500	597	
TOTAL Leslie Deague Park	4,903	1,288	5,500	597	
P16100 - Shortland Jones Park					
1 - Expenditure					
10 - Maintenance					
1279 - Services - Other	12,000	4,291	12,500	500	Contracted grounds maintenance \$11,500 October: new contract to commence as of 1 Nov. Increased cost of \$1,000.
TOTAL 10 - Maintenance	12,000	4,291	12,500	500	
TOTAL 1 - Expenditure	12,000	4,291	12,500	500	
TOTAL Shortland Jones Park	12,000	4,291	12,500	500	
P20000 - Belmont HUB-Gen Mntc					
1 - Expenditure					
10 - Maintenance					
1201 - Wages	38,326	4,548	31,938	-6,388	
1219 - Overheads	47,524	4,410	39,603	-7,921	
1222 - Materials	500	0	375	-125	
1253 - Fleet / Plant	2,000	168	1,667	-333	
1260 - Services - Turf Maintenance	500	16	375	-125	Tendered turf maintenance \$2000
1279 - Services - Other	1,000	0	750	-250	
TOTAL 10 - Maintenance	89,850	9,142	74,708	-15,142	
TOTAL 1 - Expenditure	89,850	9,142	74,708	-15,142	
TOTAL Belmont HUB-Gen Mntc	89,850	9,142	74,708	-15,142	
P20017 - Belmont HUB-Indoor Plants					
1 - Expenditure					
10 - Maintenance					
1222 - Materials	6,000	53	4,553	-1,447	
TOTAL 10 - Maintenance	6,000	53	4,553	-1,447	
TOTAL 1 - Expenditure	6,000	53	4,553	-1,447	
TOTAL Belmont HUB-Indoor Plants	6,000	53	4,553	-1,447	
P29800 - Swan River Foreshore-Gen Mntc					
1 - Expenditure					
10 - Maintenance					
1279 - Services - Other	0	1,993	1,993	1,993	October: Budget adjusted to reflect actual expenditure.
TOTAL 10 - Maintenance	0	1,993	1,993	1,993	
TOTAL 1 - Expenditure	0	1,993	1,993	1,993	
TOTAL Swan River Foreshore-Gen Mntc	0	1,993	1,993	1,993	
P79950 - Blocks Gen-Sump					
1 - Expenditure					
10 - Maintenance					
1279 - Services - Other	20,868	8,741	44,000	23,132	Contracted sump maintenance \$21,000 October: clearing of sump at 15a Fairbrother St \$23,000
TOTAL 10 - Maintenance	20,868	8,741	44,000	23,132	
TOTAL 1 - Expenditure	20,868	8,741	44,000	23,132	
TOTAL Blocks Gen-Sump	20,868	8,741	44,000	23,132	
TOTAL 360 - Parks Maintenance	1,392,153	283,167	1,300,670	-91,483	

Attachment 12.5.1 Budget Review Comparison



Budget Review Comparison for &SECTION.DESCR Current Budget: 24CLBUD, Revised Budget: 24CLRBD1

	Authorised Budget 2023-24	Actual to 27-Sep-2023	Oct Rev Budget 2023-24	Movement	Movement Comment
370 - Parks Active Reserves					
P00500 - Forster Park-Gen Mntc					
1 - Expenditure					
00 - Operating					
1222 - Materials	0	1,360	1,360	1,360	
TOTAL 00 - Operating	0	1,360	1,360	1,360	
10 - Maintenance					
1216 - Agency Staff	0	578	523	523	
1222 - Materials	9,200	2,285	9,441	241	infill planting clubhouse
1279 - Services - Other	10,000	10,244	22,000	12,000	Contracted install for planting and mulching \$5k October: Scott St Drain monthly maintenance \$11,616
TOTAL 10 - Maintenance	19,200	13,106	31,964	12,764	
TOTAL 1 - Expenditure	19,200	14,467	33,324	14,124	
TOTAL Forster Park-Gen Mntc	19,200	14,467	33,324	14,124	
P01000 - Centenary Park-Gen Mntc					
1 - Expenditure					
10 - Maintenance					
1201 - Wages	41,917	8,682	38,424	-3,493	October: Wages adjusted to reflect actual expenditure.
TOTAL 10 - Maintenance	41,917	8,682	38,424	-3,493	
TOTAL 1 - Expenditure	41,917	8,682	38,424	-3,493	
TOTAL Centenary Park-Gen Mntc	41,917	8,682	38,424	-3,493	
P02500 - Gerry Archer Athletic Park					
1 - Expenditure					
10 - Maintenance					
1201 - Wages	23,620	3,902	21,652	-1,968	
1219 - Overheads	29,289	4,587	26,848	-2,441	
1277 - Services - Playground Maintenance	0	936	200	200	October: increase in line with one off project repair
1279 - Services - Other	22,108	2,068	17,079	-5,029	
TOTAL 10 - Maintenance	75,017	11,493	65,779	-9,238	
TOTAL 1 - Expenditure	75,017	11,493	65,779	-9,238	
TOTAL Gerry Archer Athletic Park	75,017	11,493	65,779	-9,238	
P03500 - Middleton Park-Gen Mntc					
1 - Expenditure					
10 - Maintenance					
1260 - Services - Turf Maintenance	82,551	11,084	82,151	-400	Tendered turf maintenance cost \$80,000. Increased costs for fertiliser application.
TOTAL 10 - Maintenance	82,551	11,084	82,151	-400	
TOTAL 1 - Expenditure	82,551	11,084	82,151	-400	
TOTAL Middleton Park-Gen Mntc	82,551	11,084	82,151	-400	
P05000 - Wilson Park-Gen Mntc					
1 - Expenditure					
10 - Maintenance					
1279 - Services - Other	2,000	15,929	32,236	30,236	October: once a week cleaning of the netball courts and emergency cleans.
TOTAL 10 - Maintenance	2,000	15,929	32,236	30,236	
TOTAL 1 - Expenditure	2,000	15,929	32,236	30,236	
TOTAL Wilson Park-Gen Mntc	2,000	15,929	32,236	30,236	
P05500 - Peet Park-Gen Mntc					
1 - Expenditure					
10 - Maintenance					
1201 - Wages	27,134	3,384	23,396	-3,739	October: Wages adjusted to reflect actual expenditure.
1219 - Overheads	33,647	3,425	28,475	-5,172	October: Overheads adjusted to reflect actual expenditure.
1260 - Services - Turf Maintenance	88,475	9,373	88,389	-86	Tendered turf maintenance cost \$95,400. Increased costs for fertiliser application.
TOTAL 10 - Maintenance	149,256	16,181	140,260	-8,996	
TOTAL 1 - Expenditure	149,256	16,181	140,260	-8,996	

Attachment 12.5.1 Budget Review Comparison



Budget Review Comparison for &SECTION.DESCR Current Budget: 24CLBUD, Revised Budget: 24CLRBD1

	Authorised Budget 2023-24	Actual to 27-Sep-2023	Oct Rev Budget 2023-24	Movement	Movement Comment
TOTAL Peet Park-Gen Mntc	149,256	16,181	140,260	-8,996	
P06000 - Miles Park-Gen Mntc					
1 - Expenditure					
10 - Maintenance					
1201 - Wages	25,957	3,296	22,168	-3,789	October: Wages adjusted to reflect actual expenditure.
1219 - Overheads	32,187	3,529	27,197	-4,990	October: Overheads adjusted to reflect actual expenditure.
1260 - Services - Turf Maintenance	64,327	5,712	64,246	-82	Tendered turf maintenance cost \$63,000. Increased costs for fertiliser application. Along with allowance to return goal mouths \$10,000
TOTAL 10 - Maintenance	122,472	12,537	113,611	-8,861	
TOTAL 1 - Expenditure	122,472	12,537	113,611	-8,861	
TOTAL Miles Park-Gen Mntc	122,472	12,537	113,611	-8,861	
P06500 - Redcliffe Park General Maint					
1 - Expenditure					
10 - Maintenance					
1201 - Wages	34,541	6,559	31,741	-2,800	October: Wages adjusted to reflect actual expenditure.
1219 - Overheads	42,831	7,080	38,423	-4,408	October: Overheads adjusted to reflect actual expenditure.
1260 - Services - Turf Maintenance	63,459	49,720	62,595	-865	Tendered turf maintenance cost \$74,600. Increased costs for fertiliser application.
TOTAL 10 - Maintenance	140,831	63,358	132,758	-8,073	
TOTAL 1 - Expenditure	140,831	63,358	132,758	-8,073	
TOTAL Redcliffe Park General Maint	140,831	63,358	132,758	-8,073	
P15000 - Belmont Oval-Gen Mntc					
1 - Expenditure					
10 - Maintenance					
1201 - Wages	19,106	1,829	16,064	-3,041	October: Wages adjusted to reflect actual expenditure.
1219 - Overheads	23,691	2,166	19,888	-3,804	October: Overheads adjusted to reflect actual expenditure.
1260 - Services - Turf Maintenance	37,000	3,409	27,990	-9,010	Tendered turf maintenance costs \$25,700. allowance to return goal mouths \$10,000. October: Budget adjusted to reflect actual expenditure.
1277 - Services - Playground Maintenance	856	472	2,700	1,844	Playground maintenance \$2,700. Increased sandpit cleaning from 4 to 12 cleans a year.
TOTAL 10 - Maintenance	80,653	7,875	66,642	-14,011	
TOTAL 1 - Expenditure	80,653	7,875	66,642	-14,011	
TOTAL Belmont Oval-Gen Mntc	80,653	7,875	66,642	-14,011	
P82325 - Belmont City Bowling Club - Greens					
1 - Expenditure					
10 - Maintenance					
1222 - Materials	113,000	15,944	94,467	-18,533	Transferred from Facility Management Bowling Green maintenance. October: Budget adjusted to reflect actual expenditure.
TOTAL 10 - Maintenance	113,000	15,944	94,467	-18,533	
TOTAL 1 - Expenditure	113,000	15,944	94,467	-18,533	
TOTAL Belmont City Bowling Club - Greens	113,000	15,944	94,467	-18,533	
TOTAL 370 - Parks Active Reserves	826,898	177,550	799,652	-27,246	
380 - Parks & Environment Overheads					
996500 - Parks & Environment Overheads					
1 - Expenditure					
00 - Operating					
1204 - Long Service Leave	0	4,000	4,000	4,000	October: Increased in line with actual
TOTAL 00 - Operating	0	4,000	4,000	4,000	
TOTAL 1 - Expenditure	0	4,000	4,000	4,000	
6 - Capital Income					
00 - Operating					
6836 - LSL Reserve - Wages	0	0	-4,000	-4,000	October: Reserve funding of LSL
TOTAL 00 - Operating	0	0	-4,000	-4,000	
TOTAL 6 - Capital Income	0	0	-4,000	-4,000	
TOTAL Parks & Environment Overheads	0	4,000	0	0	
TOTAL 380 - Parks & Environment Overheads	0	4,000	0	0	
385 - Parks Administration					

Attachment 12.5.1 Budget Review Comparison



Budget Review Comparison for &SECTION.DESCR Current Budget: 24CLBUD, Revised Budget: 24CLRBD1

	Authorised Budget 2023-24	Actual to 27-Sep-2023	Oct Rev Budget 2023-24	Movement	Movement Comment
996000 - Parks Administration					
1 - Expenditure					
00 - Operating					
1200 - Salaries	453,543	90,506	407,476	-46,067	October: Budget amended to reflect staff levels.
TOTAL 00 - Operating	453,543	90,506	407,476	-46,067	
TOTAL 1 - Expenditure	453,543	90,506	407,476	-46,067	
TOTAL Parks Administration	453,543	90,506	407,476	-46,067	
TOTAL 385 - Parks Administration					
453,543 90,506 407,476 -46,067					
390 - Leisure & Recreation					
963000 - Community Wellbeing					
1 - Expenditure					
00 - Operating					
1373 - Registration - Train/Conf	2,000	0	4,000	2,000	To support Leisure Services Staff to attend relevant training / professional development opportunities.
1377 - Travel - General	100	0	120	20	Parking fees to attend external meetings by Leisure Services staff.
TOTAL 00 - Operating	2,100	0	4,120	2,020	
TOTAL 1 - Expenditure	2,100	0	4,120	2,020	
TOTAL Community Wellbeing	2,100	0	4,120	2,020	
963016 - Sporting Donations					
1 - Expenditure					
00 - Operating					
1284 - Services - Project Mgmt	8,000	5,600	13,000	5,000	Funds allocated to implement Sporting and Cultural donations in line with Council Policy 50 (Donations and Applications for Financial Assistance) October: Increased by \$5000 to reflect more accurate forecast expense (based on 22/23 actuals).
TOTAL 00 - Operating	8,000	5,600	13,000	5,000	
TOTAL 1 - Expenditure	8,000	5,600	13,000	5,000	
TOTAL Sporting Donations	8,000	5,600	13,000	5,000	
963019 - Official Openings					
1 - Expenditure					
00 - Operating					
1227 - Printing	0	175	175	175	
1284 - Services - Project Mgmt	0	2,385	2,385	2,385	October: Launch of Tomato Lake playground.
TOTAL 00 - Operating	0	2,560	2,560	2,560	
TOTAL 1 - Expenditure	0	2,560	2,560	2,560	
TOTAL Official Openings	0	2,560	2,560	2,560	
TOTAL 390 - Leisure & Recreation	10,100	8,160	19,680	9,580	
410 - Belmont Oasis					
937000 - Belmont Oasis					
3 - Capital Expenditure					
32 - New Asset Acquisition					
3252 - Equipment	0	-1,000	18,750	18,750	October: Replacement of accessible portable stairs in the 50m pool carried over from 22/23
TOTAL 32 - New Asset Acquisition	0	-1,000	18,750	18,750	
TOTAL 3 - Capital Expenditure	0	-1,000	18,750	18,750	
TOTAL Belmont Oasis	0	-1,000	18,750	18,750	
B80299 - Belmont Oasis Bld Mnt					
1 - Expenditure					
10 - Maintenance					
1279 - Services - Other	225,000	75,870	245,000	20,000	October: \$20K Refurbishment of Sauna
TOTAL 10 - Maintenance	225,000	75,870	245,000	20,000	
TOTAL 1 - Expenditure	225,000	75,870	245,000	20,000	
TOTAL Belmont Oasis Bld Mnt	225,000	75,870	245,000	20,000	
TOTAL 410 - Belmont Oasis	225,000	74,870	263,750	38,750	
420 - Environment					

Attachment 12.5.1 Budget Review Comparison



Budget Review Comparison for &SECTION.DESCR Current Budget: 24CLBUD, Revised Budget: 24CLRBD1

	Authorised Budget 2023-24	Actual to 27-Sep-2023	Oct Rev Budget 2023-24	Movement	Movement Comment
996002 - Environmental Services					
1 - Expenditure					
00 - Operating					
1204 - Long Service Leave	6,574	10,719	10,719	4,145	October: Increased in line with actual
1222 - Materials	2,500	325	10,500	8,000	Prizes for completion of Environmental Awareness Training module (200) and event give-aways (300). Plants for Events. October: increase by \$8,000 due to TomatoLake signis project.
1279 - Services - Other	135,518	14,492	181,518	45,999	General water sampling (Stormwater) \$25,000 Surface water irrigation water sampling (pathogens and PFAS) \$5,500 Groundwater bore sampling \$2,500 Lake water quality product application \$20,000 Environmental watering: 12 sites for 30 weeks \$73,000 Lysimeter monitoring \$10,000 October: increase by \$46,000 due to FloraSurvey (\$25,000), and NIMP(\$11,000) as part of new ESS. Increase in stormwater (\$10,000) due to lack of resources.
1283 - Services - Environmental	19,000	435	25,500	6,500	3 x spotlighting walks \$1,050 Annual Civic Precinct waste audit as per previous Corporate Business Plan Action \$6,000 Environment/ Sustainability community workshops and events \$6,000 October: increase by \$6,500 for community planting project in 2024.
TOTAL 00 - Operating	163,592	25,971	228,236	64,644	
40 - Fleet/Plant Operating					
1224 - Fuel	4,750	571	4,677	-73	
1314 - Ins. Prem - Motor Vehicle	498	571	571	73	Annual insurance premium.
TOTAL 40 - Fleet/Plant Operating	5,248	1,142	5,248	0	
TOTAL 1 - Expenditure	168,840	27,112	233,484	64,644	
6 - Capital Income					
00 - Operating					
6835 - LSL Reserve - Salaries	0	0	-10,719	-10,719	October: Reserve funding of LSL
TOTAL 00 - Operating	0	0	-10,719	-10,719	
TOTAL 6 - Capital Income	0	0	-10,719	-10,719	
TOTAL Environmental Services	168,840	27,112	222,765	53,925	
PE2401 - SCRUF Project					
1 - Expenditure					
31 - New Asset Construction					
1279 - Services - Other	0	0	440,016	440,016	October: To fund Department Biodiversity Conservation and Attractions (BDCA) Swan Canning River Park Urban Forest (SCRUF) Project at Garvey Park to coincide with grant funding from DBCA of \$116,700. Should grant be unsuccessful, project will not proceed.
TOTAL 31 - New Asset Construction	0	0	440,016	440,016	
TOTAL 1 - Expenditure	0	0	440,016	440,016	
6 - Capital Income					
00 - Operating					
6035 - Grant - Capital Improvements	0	0	-116,700	-116,700	October: Grant funding from DBCA of \$116,700 to co-fund Department Biodiversity Conservation and Attractions (BDCA) Swan Canning River Park Urban Forest (SCRUF) Project at Garvey Park. Should grant be unsuccessful, project will not proceed.
TOTAL 00 - Operating	0	0	-116,700	-116,700	
TOTAL 6 - Capital Income	0	0	-116,700	-116,700	
TOTAL SCRUF Project	0	0	323,316	323,316	
TOTAL 420 - Environment	168,840	27,112	546,081	377,241	
460 - Building Construction					
981500 - Building Operations					
1 - Expenditure					
00 - Operating					
1200 - Salaries	383,733	47,273	312,124	-71,609	October: Salaries adjusted to reflect actual expenditure.
1204 - Long Service Leave	0	15,378	15,738	15,738	October: Increase in line with actual
1271 - Services - Other Consultants	50,000	6,623	41,667	-8,333	October: Budget adjusted to reflect actual expenditure.
TOTAL 00 - Operating	433,733	69,274	369,529	-64,204	
TOTAL 1 - Expenditure	433,733	69,274	369,529	-64,204	
6 - Capital Income					
00 - Operating					

Attachment 12.5.1 Budget Review Comparison



Budget Review Comparison for &SECTION.DESCR Current Budget: 24CLBUD, Revised Budget: 24CLRBD1

	Authorised Budget 2023-24	Actual to 27-Sep-2023	Oct Rev Budget 2023-24	Movement	Movement Comment
6835 - LSL Reserve - Salaries	0	0	-15,738	-15,738	October: Reserve funding of LSL
TOTAL 00 - Operating	0	0	-15,738	-15,738	
TOTAL 6 - Capital Income	0	0	-15,738	-15,738	
TOTAL Building Operations	433,733	69,274	353,791	-79,942	
BB2102 - Glass House - Achitceural Services					
1 - Expenditure					
10 - Maintenance					
1279 - Services - Other	0	840	840	840	October: Final review at end of defect liability period
TOTAL 10 - Maintenance	0	840	840	840	
TOTAL 1 - Expenditure	0	840	840	840	
TOTAL Glass House - Achitceural Services	0	840	840	840	
BB2204 - Belmont Park Tennis Club Lighting					
1 - Expenditure					
30 - Asset Renewal					
1296 - Services - Lighting	0	1,100	9,456	9,456	October: Works Carry forward from FY2023
TOTAL 30 - Asset Renewal	0	1,100	9,456	9,456	
TOTAL 1 - Expenditure	0	1,100	9,456	9,456	
6 - Capital Income					
00 - Operating					
6035 - Grant - Capital Improvements	0	-9,456	-9,456	-9,456	October: State Government grant received for lighting upgrade
TOTAL 00 - Operating	0	-9,456	-9,456	-9,456	
TOTAL 6 - Capital Income	0	-9,456	-9,456	-9,456	
TOTAL Belmont Park Tennis Club Lighting	0	-8,356	0	0	
BB2301 - Oasis Leisure Centre – Repairs to roof & replace solar					
1 - Expenditure					
30 - Asset Renewal					
1279 - Services - Other	0	-3,265	24,950	24,950	October: Invoice received late from works carried out in 22/23
TOTAL 30 - Asset Renewal	0	-3,265	24,950	24,950	
TOTAL 1 - Expenditure	0	-3,265	24,950	24,950	
TOTAL Oasis Leisure Centre – Repairs to roof & replace solar	0	-3,265	24,950	24,950	
BB2303 - Civic/Administration Centre – Chiller Replacement					
1 - Expenditure					
30 - Asset Renewal					
1279 - Services - Other	271,450	0	345,750	74,300	October: Carried over from 22/23 due to delay on sourcing plant and equipment. (Oct/Nov \$188,250 Capital funds quarantined in Capital Projects Reserve - remainder of project to be funded by BM reserve) July OCM: Budget increased by \$74,300per accepted tender T04/2023
TOTAL 30 - Asset Renewal	271,450	0	345,750	74,300	
TOTAL 1 - Expenditure	271,450	0	345,750	74,300	
TOTAL Civic/Administration Centre – Chiller Replacement	271,450	0	345,750	74,300	
BB2406 - Gabriel Gardens - Refurbish vacated units					
1 - Expenditure					
30 - Asset Renewal					
1279 - Services - Other	0	0	85,000	85,000	August OCM: Budget increased by \$85K for refurbishment of vacated ILUs
TOTAL 30 - Asset Renewal	0	0	85,000	85,000	
TOTAL 1 - Expenditure	0	0	85,000	85,000	
6 - Capital Income					
00 - Operating					
6822 - Aged persons housing reserve	0	0	-85,000	-85,000	August OCM: Budget increased by \$85K for refurbishment of vacated ILUs
TOTAL 00 - Operating	0	0	-85,000	-85,000	
TOTAL 6 - Capital Income	0	0	-85,000	-85,000	
TOTAL Gabriel Gardens - Refurbish vacated units	0	0	0	0	
BB2407 - Orana Age Units - Refurbish vacated units					
1 - Expenditure					

Attachment 12.5.1 Budget Review Comparison



Budget Review Comparison for &SECTION.DESCR Current Budget: 24CLBUD, Revised Budget: 24CLRBD1

	Authorised Budget 2023-24	Actual to 27-Sep-2023	Oct Rev Budget 2023-24	Movement	Movement Comment
30 - Asset Renewal					
1279 - Services - Other	0	0	52,000	52,000	August OCM: Budget increased by \$52K for refurbishment of vacated ILUs
TOTAL 30 - Asset Renewal	0	0	52,000	52,000	
TOTAL 1 - Expenditure	0	0	52,000	52,000	
6 - Capital Income					
00 - Operating					
6822 - Aged persons housing reserve	0	0	-52,000	-52,000	August OCM: Budget increased by \$52K for refurbishment of vacated ILUs
TOTAL 00 - Operating	0	0	-52,000	-52,000	
TOTAL 6 - Capital Income	0	0	-52,000	-52,000	
TOTAL Orana Age Units - Refurbish vacated units	0	0	0	0	
TOTAL 460 - Building Construction	705,183	58,493	725,331	20,148	
470 - Building Maintenance					
B10629 - Brearley Avenue Res Lighting					
1 - Expenditure					
10 - Maintenance					
1296 - Services - Lighting	0	0	2,000	2,000	October: Separate account line added for Brearly Avenue reserve Lights
TOTAL 10 - Maintenance	0	0	2,000	2,000	
TOTAL 1 - Expenditure	0	0	2,000	2,000	
TOTAL Brearley Avenue Res Lighting	0	0	2,000	2,000	
TOTAL 470 - Building Maintenance	0	0	2,000	2,000	
480 - Building Active Reserves					
B00505 - Forster Park-Hall					
1 - Expenditure					
10 - Maintenance					
1279 - Services - Other	10,000	2,927	28,000	18,000	October- \$18K to upgrade air con to provide heating as well as cooling
TOTAL 10 - Maintenance	10,000	2,927	28,000	18,000	
TOTAL 1 - Expenditure	10,000	2,927	28,000	18,000	
TOTAL Forster Park-Hall	10,000	2,927	28,000	18,000	
B01004 - Centenary Park-Clubrooms					
1 - Expenditure					
11 - Vandalism					
1279 - Services - Other	500	1,993	2,500	2,000	October: Vandalism to front doors reported to WAPOL
TOTAL 11 - Vandalism	500	1,993	2,500	2,000	
TOTAL 1 - Expenditure	500	1,993	2,500	2,000	
TOTAL Centenary Park-Clubrooms	500	1,993	2,500	2,000	
B05029 - Wilson Park Lighting					
1 - Expenditure					
10 - Maintenance					
1296 - Services - Lighting	4,000	3,755	7,150	3,150	October: New conduit installed to service lights at sump
TOTAL 10 - Maintenance	4,000	3,755	7,150	3,150	
TOTAL 1 - Expenditure	4,000	3,755	7,150	3,150	
TOTAL Wilson Park Lighting	4,000	3,755	7,150	3,150	
B15029 - Belmont Oval Lighting					
1 - Expenditure					
10 - Maintenance					
1296 - Services - Lighting	850	2,366	3,000	2,150	October Multiple Lights required replacing
TOTAL 10 - Maintenance	850	2,366	3,000	2,150	
TOTAL 1 - Expenditure	850	2,366	3,000	2,150	
TOTAL Belmont Oval Lighting	850	2,366	3,000	2,150	
B15099 - Belmont Oval-Building Mntc					
1 - Expenditure					
10 - Maintenance					

Attachment 12.5.1 Budget Review Comparison



Budget Review Comparison for &SECTION.DESCR Current Budget: 24CLBUD, Revised Budget: 24CLRBD1

	Authorised Budget 2023-24	Actual to 27-Sep-2023	Oct Rev Budget 2023-24	Movement	Movement Comment
1279 - Services - Other	700	218	2,000	1,300	
TOTAL 10 - Maintenance	700	218	2,000	1,300	
TOTAL 1 - Expenditure	700	218	2,000	1,300	
TOTAL Belmont Oval-Building Mntc	700	218	2,000	1,300	
B82399 - Cl'vdale Sprt/Rec Cnt-Blg Mntc					
1 - Expenditure					
10 - Maintenance					
1265 - Services - Equipment Maint.	11,000	13,328	23,000	12,000	October- \$12K New benches for bowling greens
1279 - Services - Other	15,000	8,763	23,000	8,000	October: \$8K Replace 25 glazing panels to make them compliant to current standards
TOTAL 10 - Maintenance	26,000	22,091	46,000	20,000	
TOTAL 1 - Expenditure	26,000	22,091	46,000	20,000	
TOTAL Cl'vdale Sprt/Rec Cnt-Blg Mntc	26,000	22,091	46,000	20,000	
B85599 - Rivervale Comm Cntr - Blg Mnt					
1 - Expenditure					
10 - Maintenance					
1279 - Services - Other	23,100	15,534	38,100	15,000	External painting of building \$10,500. October- \$15k to upgrade air con to provide heating as well as cooling
TOTAL 10 - Maintenance	23,100	15,534	38,100	15,000	
TOTAL 1 - Expenditure	23,100	15,534	38,100	15,000	
TOTAL Rivervale Comm Cntr - Blg Mnt	23,100	15,534	38,100	15,000	
TOTAL 480 - Building Active Reserves	65,150	48,883	126,750	61,600	
510 - Administration Building Costs					
B80099 - Administration Building Bld Mnt					
1 - Expenditure					
00 - Operating					
1250 - Furniture	35,000	887	55,000	20,000	October: \$20K New chairs for Rivervale and Redcliffe rooms
1323 - Gas	169	10,524	6,767	6,598	October: Bill is in excess of budget, currently being queried with Alinta
TOTAL 00 - Operating	35,169	11,411	61,767	26,598	
10 - Maintenance					
1279 - Services - Other	112,500	60,627	132,500	20,000	\$7000 for external painting of the building; October: \$20k for soundproofing of Chamber doors and repaint upper foyer area
TOTAL 10 - Maintenance	112,500	60,627	132,500	20,000	
TOTAL 1 - Expenditure	147,669	72,038	194,267	46,598	
TOTAL Administration Building Bld Mnt	147,669	72,038	194,267	46,598	
TOTAL 510 - Administration Building Costs	147,669	72,038	194,267	46,598	
570 - Sanitation Charges					
983000 - Sanitation Charges					
1 - Expenditure					
00 - Operating					
1200 - Salaries	242,334	54,645	210,702	-31,632	Salaries for Coordinator and Admin. October: Salaries budget reduced to reflect actual costs.
1204 - Long Service Leave	0	910	273	273	October: Increase in line with actual
1209 - Superannuation	31,048	7,330	29,016	-2,032	Populated from the salaries budget. October: Superannuation budget reduced to reflect actual costs.
1216 - Agency Staff	3,000	1,208	3,450	450	Labour resources for illegal dumping and drop off days. October: Agency Staff budget reduced to reflect actual costs.
1219 - Overheads	35,704	10,715	27,158	-8,546	Operations Centre Overheads. October: Overheads budget reduced to reflect actual costs.
1234 - Uniforms/Protective Clothing	0	117	117	117	
1264 - Services - Rubbish	6,240,593	431,250	6,240,592	-1	Waste service costs for collection, processing and disposal.
TOTAL 00 - Operating	6,552,679	506,174	6,511,308	-41,370	
TOTAL 1 - Expenditure	6,552,679	506,174	6,511,308	-41,370	
6 - Capital Income					
00 - Operating					
6059 - Cont - Other	0	-8,527	-9,380	-9,380	October: E-waste grant from DWER to construct storage shed.
6835 - LSL Reserve - Salaries	0	0	-273	-273	October: Reserve funding of LSL
TOTAL 00 - Operating	0	-8,527	-9,653	-9,653	
TOTAL 6 - Capital Income	0	-8,527	-9,653	-9,653	
TOTAL Sanitation Charges	6,552,679	497,647	6,501,655	-51,023	

Attachment 12.5.1 Budget Review Comparison



Budget Review Comparison for &SECTION.DESCR Current Budget: 24CLBUD, Revised Budget: 24CLRBD1

	Authorised Budget 2023-24	Actual to 27-Sep-2023	Oct Rev Budget 2023-24	Movement	Movement Comment
983001 - Illegal Dumping					
1 - Expenditure					
00 - Operating					
1201 - Wages	16,458	2,400	13,715	-2,743	Collect and dispose of dumped items as reported. October: Wages adjusted to reflect actual expenditure.
1253 - Fleet / Plant	19,392	546	15,090	-4,302	Allocation of fleet/plant costs associated with illegal dumping.
TOTAL 00 - Operating	35,850	2,946	28,805	-7,045	
TOTAL 1 - Expenditure	35,850	2,946	28,805	-7,045	
TOTAL Illegal Dumping	35,850	2,946	28,805	-7,045	
983002 - FOGO Implementation					
1 - Expenditure					
00 - Operating					
1216 - Agency Staff	26,000	0	218,811	192,811	Additional support for FOGO roll out. October: Customer service staff to assist with FOGO roll out.
TOTAL 00 - Operating	26,000	0	218,811	192,811	
TOTAL 1 - Expenditure	26,000	0	218,811	192,811	
6 - Capital Income					
00 - Operating					
6841 - Waste Management Reserve	-2,257,485	0	-2,409,041	-151,556	October: Transfer of surplus funds to Waste Reserve
TOTAL 00 - Operating	-2,257,485	0	-2,409,041	-151,556	
TOTAL 6 - Capital Income	-2,257,485	0	-2,409,041	-151,556	
TOTAL FOGO Implementation	-2,231,485	0	-2,190,230	41,255	
TOTAL 570 - Sanitation Charges	4,357,044	500,593	4,340,230	-16,814	
TOTAL 15 - Infrastructure Services	18,919,821	3,419,030	21,164,760	2,244,939	
20 - Development and Communities					
072 - Sister City Activities					
921501 - Sister City					
1 - Expenditure					
00 - Operating					
1216 - Agency Staff	5,000	0	0	-5,000	Revised budget line allocations pending ELT Report approval 5 April 2023 October: Revised budget, engagement of agency staff unlikely to be required.
1222 - Materials	2,000	0	3,000	1,000	October: Additional anticipated costs due to advance purchase for Jul/Aug tour hosting gifts
1371 - Travel - Conferences	21,000	3,750	43,918	22,918	October: Quoted flight costs and travel insurance higher than estimated. Additional travel costs for 2 people to attend Sister City Conference.
1372 - Accommodation - Conferences	10,000	0	9,200	-800	October: Lower estimated hotel costs in Japan; plus accommodation for 2 people to attend Sister Cities Conference.
1399 - Miscellaneous	3,000	0	6,000	3,000	October: Additional provision for emergency incident funds and incidental expenses in Japan
TOTAL 00 - Operating	41,000	3,750	62,118	21,118	
TOTAL 1 - Expenditure	41,000	3,750	62,118	21,118	
TOTAL Sister City	41,000	3,750	62,118	21,118	
TOTAL 072 - Sister City Activities	41,000	3,750	62,118	21,118	
200 - Donations & Grants					
912000 - Donations and Grants					
1 - Expenditure					
00 - Operating					
1370 - Donations - General	105,000	11,000	145,000	40,000	\$90,000 Carry forward/ \$10,000 Lord Mayor Relief Fund allowance / \$10,000 Council approved Appeal contributions / \$5000 sand and line marking requests (Moved from 962501.00.1370.000). October: \$40,000 unexpended grant funds due to delay in Round 2 2022/23 grant approvals; grant funding carried into 23/24.
TOTAL 00 - Operating	105,000	11,000	145,000	40,000	
TOTAL 1 - Expenditure	105,000	11,000	145,000	40,000	
TOTAL Donations and Grants	105,000	11,000	145,000	40,000	
TOTAL 200 - Donations & Grants	105,000	11,000	145,000	40,000	
430 - State Emergency Service					
997000 - State Emergency Service					
1 - Expenditure					

Attachment 12.5.1 Budget Review Comparison



Budget Review Comparison for &SECTION.DESCR Current Budget: 24CLBUD, Revised Budget: 24CLRBD1

	Authorised Budget 2023-24	Actual to 27-Sep-2023	Oct Rev Budget 2023-24	Movement	Movement Comment
40 - Fleet/Plant Operating					
1119 - Licenses	0	230	230	230	
1225 - External Repairs	0	435	435	435	
1314 - Ins. Prem - Motor Vehicle	3,352	5,099	5,099	1,747	Annual insurance premium. October: Insurance costs increased.
TOTAL 40 - Fleet/Plant Operating	3,352	5,765	5,764	2,412	
TOTAL 1 - Expenditure	3,352	5,765	5,764	2,412	
TOTAL State Emergency Service	3,352	5,765	5,764	2,412	
TOTAL 430 - State Emergency Service	3,352	5,765	5,764	2,412	
440 - Planning Services					
980000 - Town Planning					
1 - Expenditure					
00 - Operating					
1204 - Long Service Leave	18,052	59,157	59,157	41,105	October: Long Service Leave paid from reserve.
TOTAL 00 - Operating	18,052	59,157	59,157	41,105	
40 - Fleet/Plant Operating					
1224 - Fuel	11,706	4,205	11,367	-339	
1314 - Ins. Prem - Motor Vehicle	1,217	1,556	1,556	339	Annual insurance premium.
TOTAL 40 - Fleet/Plant Operating	12,923	5,761	12,923	0	
TOTAL 1 - Expenditure	30,975	64,918	72,080	41,105	
6 - Capital Income					
00 - Operating					
6835 - LSL Reserve - Salaries	-18,052	0	-59,157	-41,105	October: Long Service Leave transferred out of reserve.
TOTAL 00 - Operating	-18,052	0	-59,157	-41,105	
TOTAL 6 - Capital Income	-18,052	0	-59,157	-41,105	
TOTAL Town Planning	12,923	64,918	12,923	0	
TOTAL 440 - Planning Services	12,923	64,918	12,923	0	
450 - Building Control					
980500 - Building Control					
1 - Expenditure					
40 - Fleet/Plant Operating					
1224 - Fuel	5,155	1,093	5,597	442	
1314 - Ins. Prem - Motor Vehicle	764	323	323	-441	Annual insurance premium.
TOTAL 40 - Fleet/Plant Operating	5,919	1,416	5,920	1	
TOTAL 1 - Expenditure	5,919	1,416	5,920	1	
4 - Income					
00 - Operating					
4136 - Pool Levy	-20,000	-37,495	-39,000	-19,000	October: Higher income as a result of increased pool levy for FY 23/24
TOTAL 00 - Operating	-20,000	-37,495	-39,000	-19,000	
TOTAL 4 - Income	-20,000	-37,495	-39,000	-19,000	
TOTAL Building Control	-14,081	-36,079	-33,080	-18,999	
TOTAL 450 - Building Control	-14,081	-36,079	-33,080	-18,999	
540 - Customer Services					
980600 - Customer Service					
1 - Expenditure					
00 - Operating					
1200 - Salaries	326,584	28,206	266,584	-60,000	October: Reduced salaries budget due to vacancies; Salaries budget reallocated to Agency Staff budget.
1216 - Agency Staff	20,000	58,832	80,000	60,000	Current heavy reliance on Agency. Customer service provision being addressed during 2023. In new FY any agency costs will be balanced against proposed salariesbudget until sectional changes have been implemented.
October: Increase in agency staff budget to cover incumbent staff vacancies. Increase offset by reduction in Salaries budget.					

Attachment 12.5.1 Budget Review Comparison



Budget Review Comparison for &SECTION.DESCR Current Budget: 24CLBUD, Revised Budget: 24CLRBD1

	Authorised Budget 2023-24	Actual to 27-Sep-2023	Oct Rev Budget 2023-24	Movement	Movement Comment
TOTAL 00 - Operating	346,584	87,038	346,584	0	
TOTAL 1 - Expenditure	346,584	87,038	346,584	0	
TOTAL Customer Service	346,584	87,038	346,584	0	
TOTAL 540 - Customer Services	346,584	87,038	346,584	0	
550 - Environmental Health					
982500 - Health					
1 - Expenditure					
40 - Fleet/Plant Operating					
1224 - Fuel	10,574	3,254	10,297	-277	
1314 - Ins. Prem - Motor Vehicle	829	1,106	1,106	277	Annual insurance premium.
TOTAL 40 - Fleet/Plant Operating	11,403	4,360	11,403	0	
TOTAL 1 - Expenditure	11,403	4,360	11,403	0	
4 - Income					
00 - Operating					
4119 - Licenses	0	-97,132	-100,000	-100,000	October: Reinstated food, stables and health related licences and registration income.
4142 - Fines - Health Act	-50,000	-35,819	-75,000	-25,000	Health related court penalties and fines. October: Higher than anticipated income from payment of historical debt (\$25k)
TOTAL 00 - Operating	-50,000	-132,951	-175,000	-125,000	
TOTAL 4 - Income	-50,000	-132,951	-175,000	-125,000	
6 - Capital Income					
00 - Operating					
6835 - LSL Reserve - Salaries	0	0	-10,179	-10,179	October: Reserve funding of LSL
TOTAL 00 - Operating	0	0	-10,179	-10,179	
TOTAL 6 - Capital Income	0	0	-10,179	-10,179	
TOTAL Health	-38,597	-128,591	-173,776	-135,179	
TOTAL 550 - Environmental Health	-38,597	-128,591	-173,776	-135,179	
580 - Rangers					
922500 - Rangers					
1 - Expenditure					
40 - Fleet/Plant Operating					
1224 - Fuel	30,800	7,616	30,557	-243	
1314 - Ins. Prem - Motor Vehicle	959	1,202	1,202	243	Annual insurance premium.
TOTAL 40 - Fleet/Plant Operating	31,759	8,818	31,759	0	
TOTAL 1 - Expenditure	31,759	8,818	31,759	0	
4 - Income					
00 - Operating					
4143 - Fines - Parking	-70,000	-44,725	-100,000	-30,000	Parking fines & penalties October: Higher income than anticipated. Increased by \$30K
TOTAL 00 - Operating	-70,000	-44,725	-100,000	-30,000	
TOTAL 4 - Income	-70,000	-44,725	-100,000	-30,000	
TOTAL Rangers	-38,241	-35,907	-68,241	-30,000	
TOTAL 580 - Rangers	-38,241	-35,907	-68,241	-30,000	
590 - Belmont Community Watch					
922000 - Belmont Community Watch					
1 - Expenditure					
40 - Fleet/Plant Operating					
1314 - Ins. Prem - Motor Vehicle	749	1,633	1,633	884	Annual insurance premium. October: Higher insurance premiums.
TOTAL 40 - Fleet/Plant Operating	749	1,633	1,633	884	
TOTAL 1 - Expenditure	749	1,633	1,633	884	
TOTAL Belmont Community Watch	749	1,633	1,633	884	
TOTAL 590 - Belmont Community Watch	749	1,633	1,633	884	
610 - Community Safety					
922600 - Crime Prevention & Comm Safety					

Attachment 12.5.1 Budget Review Comparison



Budget Review Comparison for &SECTION.DESCR Current Budget: 24CLBUD, Revised Budget: 24CLRBD1

	Authorised Budget 2023-24	Actual to 27-Sep-2023	Oct Rev Budget 2023-24	Movement	Movement Comment
1 - Expenditure					
40 - Fleet/Plant Operating					
1224 - Fuel	2,498	751	2,091	-407	
1314 - Ins. Prem - Motor Vehicle	465	872	872	407	Annual insurance premium.
TOTAL 40 - Fleet/Plant Operating	2,963	1,624	2,963	0	
TOTAL 1 - Expenditure	2,963	1,624	2,963	0	
3 - Capital Expenditure					
32 - New Asset Acquisition					
3252 - Equipment	299,000	0	329,679	30,679	CCTV Projects- Den fitout (\$28K), Operation Centre (\$63K), St Augustines (\$13K), Oasis (\$23K), Belmont Village standalone (\$34K), Belmont Ave (\$66K) Belvidere St standalone (\$72K).
					October: Unforeseen additional cabling costs associated with Wilson Park project as a result of inaccessible conduit (\$30,679 excl. gst)
TOTAL 32 - New Asset Acquisition	299,000	0	329,679	30,679	
TOTAL 3 - Capital Expenditure	299,000	0	329,679	30,679	
6 - Capital Income					
00 - Operating					
6835 - LSL Reserve - Salaries	0	0	-8,932	-8,932	October: Reserve funding of LSL
TOTAL 00 - Operating	0	0	-8,932	-8,932	
TOTAL 6 - Capital Income	0	0	-8,932	-8,932	
TOTAL Crime Prevention & Comm Safety	301,963	1,624	323,710	21,747	
TOTAL 610 - Community Safety	301,963	1,624	323,710	21,747	
620 - Cultural Engagement					
922400 - First Nations Initiatives					
1 - Expenditure					
00 - Operating					
1383 - Ceremonies	9,500	4,300	18,500	9,000	Rebudgeted here from 22/23 bundled provision at 962501 - Organisation Welcome To Country Ceremonies. October: Increased of Welcome to Country fees, allowance for approximately 20 further functions/events for 23/24.
TOTAL 00 - Operating	9,500	4,300	18,500	9,000	
TOTAL 1 - Expenditure	9,500	4,300	18,500	9,000	
TOTAL First Nations Initiatives	9,500	4,300	18,500	9,000	
962501 - Engagement Strategies					
1 - Expenditure					
00 - Operating					
1200 - Salaries	464,903	61,835	440,403	-24,500	October: Reduced \$24500 due to Admin Officer moving to agency, offset by increased Agency costs
1209 - Superannuation	69,893	9,648	59,893	-10,000	October: Reduced to reflect YTD underspend due to vacancies.
1216 - Agency Staff	0	10,481	40,000	40,000	October: Increased \$40,000. \$24,500 due to Admin Officer moving to Agency from salaried, plus \$15,500 LSL agency cover.
1227 - Printing	0	-1,758	-1,758	-1,758	October: Adjustment to reconcile YTD actual.
TOTAL 00 - Operating	534,796	80,206	538,538	3,742	
40 - Fleet/Plant Operating					
1224 - Fuel	2,115	440	1,326	-789	
1314 - Ins. Prem - Motor Vehicle	681	1,470	1,470	789	Annual insurance premium.
TOTAL 40 - Fleet/Plant Operating	2,796	1,910	2,796	0	
TOTAL 1 - Expenditure	537,592	82,116	541,334	3,742	
4 - Income					
00 - Operating					
4032 - Grant - Operating	10,000	-13,500	-13,500	-23,500	Target for program grants. October: Adjustment to reflect receipt of \$13,500 grant income.
TOTAL 00 - Operating	10,000	-13,500	-13,500	-23,500	
TOTAL 4 - Income	10,000	-13,500	-13,500	-23,500	
6 - Capital Income					
00 - Operating					
6835 - LSL Reserve - Salaries	0	0	-12,505	-12,505	October: Reserve funding of LSL
TOTAL 00 - Operating	0	0	-12,505	-12,505	
TOTAL 6 - Capital Income	0	0	-12,505	-12,505	
TOTAL Cultural Engagement	547,592	68,616	515,329	-32,263	

Attachment 12.5.1 Budget Review Comparison



Budget Review Comparison for &SECTION.DESCR Current Budget: 24CLBUD, Revised Budget: 24CLRBD1

	Authorised Budget 2023-24	Actual to 27-Sep-2023	Oct Rev Budget 2023-24	Movement	Movement Comment
968500 - Seniors & Disability Programs					
1 - Expenditure					
00 - Operating					
1279 - Services - Other	26,000	900	39,500	13,500	Rebudgeted here from 22/23 bundled provision at 962501. October: Increase to deliver grant program opportunity to cost of \$13,500 grant, offset by \$13,500 grant income.
TOTAL 00 - Operating	26,000	900	39,500	13,500	
TOTAL 1 - Expenditure	26,000	900	39,500	13,500	
TOTAL Seniors & Disability Programs	26,000	900	39,500	13,500	
TOTAL 620 - Cultural Engagement	583,092	73,816	573,329	-9,763	
630 - Library					
945000 - Library and Museum					
1 - Expenditure					
00 - Operating					
1204 - Long Service Leave	7,418	45,416	18,735	11,317	October: Increased to reflect YTD actual
1216 - Agency Staff	0	0	18,000	18,000	October: Agency staff required to cover during periods of extended leave.
1251 - Fixtures	53,000	0	73,000	20,000	Allowance for purchase of additional free standing and mobile climate-controlled exhibition cases to ensure a variety of historical artefacts are maintained appropriately according to external lending institution requirements (\$20,000). Allowance for purchase of additional fixtures to increase flexibility of merchandise display in library shop (\$3,000). Allowance for replacement of damaged library shelving due to wear and tear (\$3,000). Allowance for supply and installation of bespoke designed PC workstations to support digital access for parents accompanied by small children (\$15,000). Additional shelving for established storerooms to safely store a large range of equipment used for programs (\$6,000). Allowance for installation of under-bench water filter in demonstration kitchen to provide high volume filtered water during large events (\$1,000). Additional built features to further enhance entrance to children's space (\$5,000). October: Increase of \$20,000 associated with Carry forward of approved expenditure from the previous financial year for a climate controlled exhibition case that could not be delivered due to unanticipated delays in the manufacturing process.
1268 - Services - Postal	0	32	2,000	2,000	October: Added \$2000 to 94500-00-1268-000 Services Postal to allow for unplanned postage costs associated with changes to Inter-Library Loan service delivery initiated by the State Library of Western Australia.
TOTAL 00 - Operating	60,418	45,449	111,735	51,317	
40 - Fleet/Plant Operating					
1224 - Fuel	2,050	515	2,343	293	
1314 - Ins. Prem - Motor Vehicle	577	284	284	-293	Annual insurance premium.
TOTAL 40 - Fleet/Plant Operating	2,627	800	2,627	0	
TOTAL 1 - Expenditure	63,045	46,248	114,362	51,317	
3 - Capital Expenditure					
32 - New Asset Acquisition					
3251 - Fixtures	0	0	26,000	26,000	October: Alterations required in two sections of the library and museum workroom to improve work efficiencies.
TOTAL 32 - New Asset Acquisition	0	0	26,000	26,000	
TOTAL 3 - Capital Expenditure	0	0	26,000	26,000	
4 - Income					
00 - Operating					
4077 - Reimb - Miscellaneous	0	0	-1,000	-1,000	October: Unanticipated income associated with State Library of Western Australia 50% rebate to accommodate new requirement for postage related to inter library loans.
4127 - Hire (Property & Equipment)	-25,000	-4,848	-35,000	-10,000	Anticipated income (cost recovery) from hire of public meeting rooms and Multimedia Recording Suite. October: Adjusted to reflect more accurately.
TOTAL 00 - Operating	-25,000	-4,848	-36,000	-11,000	
TOTAL 4 - Income	-25,000	-4,848	-36,000	-11,000	
6 - Capital Income					
00 - Operating					
6835 - LSL Reserve - Salaries	0	0	-18,735	-18,735	October: Reserve funding of LSL
TOTAL 00 - Operating	0	0	-18,735	-18,735	
TOTAL 6 - Capital Income	0	0	-18,735	-18,735	
TOTAL Library and Museum	38,045	41,400	85,627	47,582	
TOTAL 630 - Library	38,045	41,400	85,627	47,582	
633 - Arts and Place					
911702 - Avon Descent					
1 - Expenditure					

Attachment 12.5.1 Budget Review Comparison



Budget Review Comparison for &SECTION.DESCR Current Budget: 24CLBUD, Revised Budget: 24CLRBD1

	Authorised Budget 2023-24	Actual to 27-Sep-2023	Oct Rev Budget 2023-24	Movement	Movement Comment
00 - Operating					
1077 - Reimb - Miscellaneous	0	39	39		39 October: To reflect YTD Actual.
1263 - Services - Advertising	3,000	9,651	10,000		7,000 Includes paid social media, radio advertising, local newspaper advertisements, photography. October: Increased to reflect YTD Actual cost of Avon Descent sponsorship.
1266 - Services - Cleaning	200	260	260		60 Cleaning as required during the event.
1297 - Services - Entertainment	18,500	3,160	3,160	-15,340	Entertainment and activities offered at the event. October: Reduced to reflect YTD Actual costs associated with entertainment at the event.
TOTAL 00 - Operating	21,700	13,110	13,459	-8,241	
TOTAL 1 - Expenditure	21,700	13,110	13,459	-8,241	
TOTAL Avon Descent	21,700	13,110	13,459	-8,241	
911706 - Imaginarium					
1 - Expenditure					
00 - Operating					
1263 - Services - Advertising	3,000	204	11,000	8,000	Advertising of the three day event on social media, radio and print media; professional videographer/photographer. October: Increased to reflect costs associated with marketing of the events.
TOTAL 00 - Operating	3,000	204	11,000	8,000	
TOTAL 1 - Expenditure	3,000	204	11,000	8,000	
4 - Income					
00 - Operating					
4032 - Grant - Operating	-25,000	0	0	25,000	Anticipated grant sponsorship from the Department of Local Government, Sport and Cultural Industries October: The City was unsuccessful in securing grant funding for the Imaginarium due to a recent change in focus in the funding opportunities offered through the Department of Local Government, Sport and Cultural Industries.
4236 - Sales	0	0	-30,000	-30,000	October: Anticipated income generated through ticket sales from a select range of Imaginarium performances.
TOTAL 00 - Operating	-25,000	0	-30,000	-5,000	
TOTAL 4 - Income	-25,000	0	-30,000	-5,000	
TOTAL Imaginarium	-22,000	204	-19,000	3,000	
911708 - Carols in the Park					
4 - Income					
00 - Operating					
4032 - Grant - Operating	-3,000	0	0	3,000	Anticipated grant sponsorship of the event October: The City was unsuccessful in securing the anticipated grant funding for this event.
TOTAL 00 - Operating	-3,000	0	0	3,000	
TOTAL 4 - Income	-3,000	0	0	3,000	
TOTAL Carols in the Park	-3,000	0	0	3,000	
911710 - Lets Celebrate Belmont					
4 - Income					
00 - Operating					
4032 - Grant - Operating	-40,000	0	0	40,000	Anticipated grant sponsorship from Healthway. October: The City was unsuccessful in securing the anticipated grant funding for this event. The City received advice from Healthway in early July of a change in focus in the funding opportunities that would be offered.
TOTAL 00 - Operating	-40,000	0	0	40,000	
TOTAL 4 - Income	-40,000	0	0	40,000	
TOTAL Lets Celebrate Belmont	-40,000	0	0	40,000	
962700 - Arts and Place					
1 - Expenditure					
00 - Operating					
1204 - Long Service Leave	15,420	18,504	18,504	3,084	October: Updated to reflect YTD Actual
1216 - Agency Staff	50,000	33,037	90,000	40,000	Agency staff to assist the Arts & Place Section to maintain service continuity during an extended period of staff vacancy. October: Increased to reflect coststo maintain service continuity resulting from staff vacancies.
1250 - Furniture	0	8,150	8,150	8,150	October: Ordering of two ottomans for the Glasshouse that were anticipated to be purchased in previous financial year was delayed resulting in payment being taken from the current financial year budget.
1262 - Services - Marketing	0	0	5,000	5,000	October: Funds required to purchase merchandise and other related items to increase the profile of the City's broad range of place activation and community events.
TOTAL 00 - Operating	65,420	59,691	121,654	56,234	
40 - Fleet/Plant Operating					
1224 - Fuel	1,679	292	1,389	-290	
1314 - Ins. Prem - Motor Vehicle	254	544	544	290	Annual insurance premium

Attachment 12.5.1 Budget Review Comparison



Budget Review Comparison for &SECTION.DESCR Current Budget: 24CLBUD, Revised Budget: 24CLRBD1

	Authorised Budget 2023-24	Actual to 27-Sep-2023	Oct Rev Budget 2023-24	Movement	Movement Comment
TOTAL 40 - Fleet/Plant Operating	1,933	837	1,933	0	
TOTAL 1 - Expenditure	67,353	60,527	123,587	56,234	
6 - Capital Income					
00 - Operating					
6835 - LSL Reserve - Salaries	-15,420	0	-18,504	-3,084	October: Updated to reflect YTD Actual
TOTAL 00 - Operating	-15,420	0	-18,504	-3,084	
TOTAL 6 - Capital Income	-15,420	0	-18,504	-3,084	
TOTAL Arts and Place	51,933	60,527	105,083	53,150	
963023 - Public Art					
1 - Expenditure					
00 - Operating					
1284 - Services - Project Mgmt	65,000	2,600	82,600	17,600	Funds carried over from previous financial year to complete the Acknowledgement of Country public art work commissioned for the Wright Street side of Belmont Hub. October: Funds increased by \$14,000 to reflect the actual cost of the Wright Street Entry public art installation. The additional funds required to complete the project will be taken from the Public Art Reserve.
TOTAL 00 - Operating	65,000	2,600	82,600	17,600	
TOTAL 1 - Expenditure	65,000	2,600	82,600	17,600	
6 - Capital Income					
00 - Operating					
8850 - Public Art Reserve	0	0	-14,000	-14,000	October: Transfer from reserve for funding of Wright Street Entry public art installation
TOTAL 00 - Operating	0	0	-14,000	-14,000	
TOTAL 6 - Capital Income	0	0	-14,000	-14,000	
TOTAL Public Art	65,000	2,600	68,600	3,600	
TOTAL 633 - Arts and Place	73,633	76,441	168,142	94,509	
640 - Economic Development					
962500 - Economic Development					
1 - Expenditure					
00 - Operating					
1200 - Salaries	286,955	46,551	262,455	-24,500	October: Reduced \$24500 due to Admin Officer moving to agency, offset by increased Agency costs
1209 - Superannuation	44,382	6,927	39,382	-5,000	October: Reduced \$5000 to reflect YTD underspend due to vacancies.
1216 - Agency Staff	0	3,658	30,400	30,400	October: Change from salaried Maternity Leave cover to Agency 33% spread across Sections. Partial offset by reduction in salaries.
1318 - Insurance - Self Insurance	0	455	455	455	October: Adjustment to reflect YTD actual.
1330 - Subscriptions	65,000	50,482	78,000	13,000	Remplan / ID / Spenmapp / EDA / Business News Weekly. October: Quoted increases in license fees higher than estimated
TOTAL 00 - Operating	396,337	108,072	410,692	14,355	
TOTAL 1 - Expenditure	396,337	108,072	410,692	14,355	
TOTAL Economic Development	396,337	108,072	410,692	14,355	
TOTAL 640 - Economic Development	396,337	108,072	410,692	14,355	
642 - Community Development					
962504 - Wellbeing Support Initiatives					
1 - Expenditure					
00 - Operating					
1271 - Services - Other Consultants	20,000	6,250	25,000	5,000	Redistributed from 22/23 bundled 962501 - Homelessness contract / holistic response consultancy. October: Adjustment to reflect higher than anticipate actual contract value of \$25,000.
TOTAL 00 - Operating	20,000	6,250	25,000	5,000	
TOTAL 1 - Expenditure	20,000	6,250	25,000	5,000	
TOTAL Wellbeing Support Initiatives	20,000	6,250	25,000	5,000	
963300 - Community Development					
1 - Expenditure					
00 - Operating					
1200 - Salaries	431,076	72,830	406,576	-24,500	October: Reduced \$24500 due to Admin Officer moving to agency, offset by increased Agency costs
1209 - Superannuation	57,540	9,274	50,740	-6,800	October: Reduced \$6800 to reflect YTD underspend due to vacancies.
1216 - Agency Staff	5,000	1,469	35,400	30,400	October: Increased by \$30,400 due to Admin Officer moving to Agency at 33% per section. Offset by reduction in Salaries.
TOTAL 00 - Operating	493,616	83,572	492,716	-900	
TOTAL 1 - Expenditure	493,616	83,572	492,716	-900	

Attachment 12.5.1 Budget Review Comparison



Budget Review Comparison for &SECTION.DESCR
Current Budget: 24CLBUD, Revised Budget: 24CLRBD1

	Authorised Budget 2023-24	Actual to 27-Sep-2023	Oct Rev Budget 2023-24	Movement	Movement Comment
TOTAL Community Development	493,616	83,572	492,716	-900	
TOTAL 642 - Community Development	513,616	89,822	517,716	4,100	
770 - Faulkner Park Retirement Villiage					
953000 - Faulkner Park Retirement Vill.					
1 - Expenditure					
00 - Operating					
1059 - Cont - Other	120,000	103,990	215,428	95,428	October: Additional contribution paid in September in addition to increased management fees
TOTAL 00 - Operating	120,000	103,990	215,428	95,428	
TOTAL 1 - Expenditure	120,000	103,990	215,428	95,428	
TOTAL Faulkner Park Retirement Vill.	120,000	103,990	215,428	95,428	
TOTAL 770 - Faulkner Park Retirement Villiage	120,000	103,990	215,428	95,428	
TOTAL 20 - Development and Communities	2,445,375	468,693	2,593,569	148,194	
90 - Opening & Closing Balances					
900 - Opening/Closing Balances					
999700 - Opening Balance					
4 - Income					
00 - Operating					
4995 - Opening Balance - Budget Only	-7,559,492	0	-12,113,940	-4,554,448	Estimated opening balance October: Updated per draft FY23 Annual Financial Statements
TOTAL 00 - Operating	-7,559,492	0	-12,113,940	-4,554,448	
TOTAL 4 - Income	-7,559,492	0	-12,113,940	-4,554,448	
TOTAL Opening Balance	-7,559,492	0	-12,113,940	-4,554,448	
TOTAL 900 - Opening/Closing Balances	-7,559,492	0	-12,113,940	-4,554,448	
TOTAL 90 - Opening & Closing Balances	-7,559,492	0	-12,113,940	-4,554,448	
NETT	-28,529,425	-41,723,277	-28,529,422	3	

Attachment 12.5.2 Statement of Financial Activity

City of Belmont Statement of Financial Activity for October Budget Review 23/24

	Authorised Budget	October Review	Movement
OPERATING ACTIVITIES			
Revenue from operating activities			
Rates	56,523,628	56,495,635	(27,993)
Operating grants, subsidies and contributions	1,352,213	2,572,530	1,220,317
Fees and charges	9,431,466	9,644,953	213,487
Interest revenue	3,212,602	4,789,952	1,577,350
Other revenue	652,442	673,313	20,871
Profit on asset disposals	145,296	76,289	(69,009)
	71,317,649	74,252,672	2,935,023
Expenditure from operating activities			
Employee costs	(27,827,054)	(27,290,268)	(536,786)
Materials and contracts	(31,435,088)	(33,286,445)	1,851,357
Utility charges	(1,734,423)	(1,746,344)	11,921
Depreciation	(11,400,000)	(11,400,000)	0
Finance costs	(544,195)	(544,195)	0
Insurance	(853,263)	(855,284)	2,021
Other expenditure	(1,387,515)	(1,721,618)	334,103
	(75,181,538)	(76,844,154)	1,662,616
Non-cash amounts excluded from operating activities	11,319,524	11,388,533	-69,009
Amount attributable to operating activities	7,455,635	8,797,051	4,528,630
INVESTING ACTIVITIES			
Inflows from investing activities			
Capital grants, subsidies and contributions	2,152,794	3,391,835	(1,239,041)
Proceeds from disposal of assets	1,083,340	1,240,738	(157,398)
Outflows from investing activities			
Payments for property, plant and equipment	(4,214,640)	(4,754,864)	540,224
Payments for construction of infrastructure	(9,539,017)	(12,191,336)	2,652,319
Amount attributable to investing activities	(10,517,523)	(12,313,627)	1,796,104
FINANCING ACTIVITIES			
Inflows from financing activities			
Transfers from reserve accounts	3,644,575	4,757,809	(1,113,234)
Outflows from financing activities			
Repayment of borrowings	(618,110)	(618,110)	0
Payments for principal portion of lease liabilities	(67,308)	(67,308)	0
Transfers to reserve accounts	(6,956,761)	(12,169,756)	5,212,995
Amount attributable to financing activities	(3,997,604)	(8,097,365)	4,099,761
MOVEMENT IN SURPLUS OR DEFICIT			
Surplus or deficit at the start of the financial year	7,559,492	12,113,940	4,554,448
Amount attributable to operating activities	7,455,635	8,797,051	1,341,416
Amount attributable to investing activities	(10,517,523)	(12,313,627)	(1,796,104)
Amount attributable to financing activities	(3,997,604)	(8,097,365)	(4,099,761)
Surplus or deficit at the end of the financial year	500,000	500,000	

Attachment 12.5.3 Budgeted Reserve Balances

CITY OF BELMONT ESTIMATED CLOSING RESERVE BALANCE FOR THE YEAR ENDED 30 JUNE 2023

RESERVE ACCOUNTS	Opening Balance	Estimated Return	Transfer to	Transfer from	Closing Balance
	\$	\$	\$	\$	\$
Administration building Reserve	245,980	11,266	0	0	257,246
Aged Accommodation - Homeswest Reserve	908,719	42,529	7,469	0	958,717
Aged Community Care Reserve	228,170	10,450	0	0	238,620
Aged persons housing Reserve	849,246	32,478	6,915	(180,096)	708,543
Aged Services Reserve	1,109,943	50,836	0	0	1,160,779
Ascot Waters Marina Maintenance & Restoration Reserve	1,006,902	48,407	0	(50,000)	1,005,309
Belmont District Band Reserve	48,952	2,242	0	0	51,194
Belmont Oasis Refurbishment Reserve	4,314,360	197,601	0	0	4,511,961
Belmont Trust Reserve	1,471,352	74,602	0	0	1,545,954
Building maintenance Reserve	6,279,107	233,866	0	(321,450)	6,191,523
Capital Projects Reserve	0	0	4,753,012	0	4,753,012
Car Parking Reserve	64,553	2,957	0	0	67,510
Carry Forward Projects Reserve	0	0	0	0	0
District valuation Reserve	132,287	757	85,000	0	218,044
Election expenses Reserve	139,567	6,477	35,000	(138,000)	43,044
Environment Reserve	1,513,342	69,992	0	(656,965)	926,369
Faulkner Park Retirement Village Buy Back Reserve	2,452,738	112,337	20,000	0	2,585,075
Faulkner Park Retirement Village Owners Maintenance Reserve	586,200	31,730	61,000	0	678,930
History Reserve	173,315	7,938	0	0	181,253
Information Technology Reserve	1,309,262	65,919	0	(60,000)	1,315,181
Land acquisition Reserve	10,020,640	468,638	0	(100,000)	10,389,278
Long Service Leave Reserve - Salaries	1,453,419	86,810	0	(326,933)	1,213,296
Long Service Leave Reserve - Wages	229,306	11,096	0	(19,969)	220,433
Miscellaneous Entitlements Reserve	1,216,695	36,293	553,603	(20,000)	1,786,591
Parks Development Reserve	0	0	0	0	0
Plant replacement Reserve	1,284,971	75,578	0	(242,250)	1,118,299
Property development Reserve	15,888,740	706,865	3,813,873	0	20,409,478
Public Art Reserve	412,077	18,873	0	(14,000)	416,950
Ruth Faulkner library Reserve	47,859	2,192	0	0	50,051
Streetscapes Reserve	512,770	23,485	0	0	536,255
Urban Forest Strategy Management Reserve	121,087	5,546	0	0	126,633
Waste Management Reserve	6,503,125	331,133	4,307	(2,409,041)	4,429,524
Workers Compensation/Insurance Reserve	1,438,947	60,684	0	(219,105)	1,280,526
	61,963,631	2,829,577	9,340,179	(4,757,809)	69,375,578

12.6 Appointments and Nominations to Other Committees/Groups

Voting Requirement	:	Simple Majority
Subject Index	:	175/001-175/007
Location/Property Index	:	N/A
Application Index	:	N/A
Disclosure of any Interest	:	Nil
Previous Items	:	N/A
Applicant	:	N/A
Owner	:	N/A
Responsible Division	:	Corporate and Governance

Council role

Executive The substantial direction setting and oversight role of the Council eg adopting plans and reports, accepting tenders, directing operations, setting and amending budgets.

Purpose of report

To elect, appoint and nominate delegates/representatives to various Advisory Groups, Community Group, Panels and other Committees.

Summary and key issues

Elected Members and Officer are appointed/nominated to various groups following each Local Government Election and should note the following responsibilities:

Some of the powers and duties of Group and Committee Members are laid down by the appropriate constitution or Terms of Reference. Councillors/Officers who are Group or Committee Members should make themselves familiar with the relevant provisions.

Further:

- (a) **The duty to act bona fide in the interests of the association as a whole.**
Generally the Committee Members are vested with a right and duty of deciding where the association's interests lie, and how they are to be served, so their judgement is generally not open to review provided that the Committee Members have exercised their powers in good faith and not for irrelevant purposes or arbitrarily.

(b) **Duty not to act for an improper purpose.**

For example, to benefit oneself or one's associate, or to act in such a way as to put a disadvantage on Members of the association whilst advantaging others.

(c) **Duty to avoid conflicts of interest.** This is particularly important where the Committee Member has in mind to enter into a contract with the association in their own right.

(d) **Duty not to abuse confidential information or corporate opportunities obtained in the course of Committee Membership.**

(e) **Duty of care.**

The standards expected of company directors are changing with the changing expectations of the community. Despite this, the law still recognises a distinction between the duty of care of the Chief Executive and Executive Directors on one hand, and non-Executive Directors on the other.

Given the voluntary nature of service on a committee, it is unlikely that a duty of care of an association Committee Member would be any greater than that of a non-Executive Director of a company. That duty of care is said to be a duty to take reasonable steps to place oneself in a position to guide and monitor the management of the company or association (Halsbury's Laws of Australia [120-7430]).

Officer Recommendation

That Council:

1. Appoints the following Elected Members and Officers to the Aboriginal Advisory Group:
 - a) Cr _____ (Member)
 - b) Cr _____ (Member)
 - c) Chief Executive Officer or Director Development and Communities (Member)
 - d) Manager Economic and Community Development (Member)
 - e) Coordinator Community and Cultural Engagement (Member)
 - f) Cultural Engagement Officer (Member)
2. Appoints the following Elected Members and Officers to the Access and Inclusion Advisory Group:
 - a) Cr _____ (Member)
 - b) Cr _____ (Proxy Member)
 - c) Manager Economic and Community Development (Member)
 - d) Coordinator Community and Cultural Engagement (Member)
 - e) Seniors and Disability Engagement Officer (Member)
3. Appoints the following Elected Members and Officers to the Age Friendly Advisory Group:
 - a) Cr _____ (Member)
 - b) Cr _____ (Proxy Member)

- c) Manager Economic and Community Development (Member)
 - d) Coordinator Community and Cultural Engagement (Member)
 - e) Seniors and Disability Engagement Officer (Member)
4. Appoints the following Elected Members and Officers to the Airport Consultative Environment and Sustainability Group
 - a) Cr _____ (Member)
 - b) Cr _____ (Proxy Member)
 - c) Coordinator Environment (Member)
 5. Appoints the following Elected Members and Officers to the Belmont Business Advisory Group:
 - a) Cr _____ (Member)
 - b) Cr _____ (Member)
 - c) Cr _____ (Proxy Member)
 - d) Cr _____ (Proxy Member)
 - e) Director Development and Communities (Member)
 - f) Manager Economic and Community Development (Member)
 6. Appoints the following Elected Members and Officers to the Belmont Retirement Villages Board of Management (Inc):
 - a) Mayor _____ (Member)
 - b) Cr _____ (Member)
 - c) Cr _____ (Proxy Member)
 - d) Cr _____ (Proxy Member)
 - e) Chief Executive Officer (Member)
 - f) Director Corporate and Governance (Proxy Member)
 7. Appoints the following Elected Members and Officers to the Belmont Sister City Association (Inc):
 - a) Cr _____ (Member)
 - b) Cr _____ (Proxy Member)
 - c) Coordinator Community Development (Member)
 8. Appoints the following Elected Members and Officers to the Cultural Diversity Advisory Group:
 - a) Cr _____ (Member)
 - b) Cr _____ (Proxy Member)
 - c) Manager Economic and Community Development (Member)
 - d) Coordinator Community and Cultural Engagement (Member)
 - e) Cultural Engagement Officer (Member)
 9. Nominates the following members to the Metro Inner-South Joint Development Assessment Panel for a two year term commencing 26 January 2024:
 - a) Cr _____ (Member)
 - b) Cr _____ (Member)
 - c) Cr _____ (Proxy Member)
 - d) Cr _____ (Proxy Member)
 10. Appoints the following Elected Members and Officers to the Perth Airports Municipalities Group Inc:
 - a) Cr _____ (Delegate)
 - b) Cr _____ (Deputy Delegate)

- c) Chief Executive Officer (Non-voting Member)
- d) Executive Assistant to the Mayor/CEO (Secretary, non-voting Member)
- 11. Appoints the following Elected Members and Officers to the Public Art Advisory Panel:
 - a) Cr _____ (Member)
 - b) Cr _____ (Member)
 - c) Cr _____ (Proxy Member)
 - d) Manager Library, Culture and Place (Member)
 - e) Manager Parks, Leisure and Environment (Member)
 - f) Coordinator Arts and Place (Member)
 - g) Coordinator Planning Projects (Member)
 - h) Arts Officer (Member)
- 12. Appoints the following Elected Members and Officers to the WA Local Government Association East Metropolitan Zone:
 - a) Cr _____ (Voting Delegate)
 - b) Cr _____ (Voting Delegate)
 - c) Cr _____ (Proxy Voting Delegate)
 - d) Cr _____ (Proxy Voting Delegate)

Location

Not applicable.

Consultation

There has been no specific consultation undertaken in respect to this matter.

Strategic Community Plan implications

In accordance with the 2020 – 2040 Strategic Community Plan:

Goal 5: Responsible Belmont

Strategy: 5.1 Support collaboration and partnerships to deliver key outcomes for our City.

Strategy: 5.6 Deliver effective, fair and transparent leadership and decision-making, reflective of community needs and aspirations.

Policy implications

There are no policy implications associated with this report.

Statutory environment

There are no specific statutory requirements in respect to this matter.

Background

The appointment/nomination of Elected Members to various groups is undertaken following the Local Government Elections.

On 28 September 2023, the Chief Executive Officer received a letter from the Director General of the Department of Planning, Lands and Heritage (the Department) requesting nominations for four (4) DAP members (two (2) member and two (2) alternate members) to be received by the Department no later than Friday 24 November 2023. The current DAP members term expires on 26 January 2024.

Report

Appointments/nominations to other various Groups and Committees is required following the Local Government Elections. Information regarding the purpose, composition and other meeting information for each Group is set out in Attachment 12.6.1.

For information, the membership of each Group for the period October 2021 to October 2023 is set out below:

Aboriginal Advisory Group

Membership	Status	Proxy
Mayor	Cr Marks	N/A
Deputy Mayor	Cr Rossi	N/A
Officer	Chief Executive Officer	N/A
Officer	Manager Economic and Community Development	N/A
Officer	Coordinator Community and Cultural Engagement	N/A

Access and Inclusion Advisory Group

Membership	Status	Proxy
Councillor	Cr Davis	Cr Bass (retired May 2023)
Officer	Manager Economic and Community Development	N/A
Officer	Coordinator Community and Cultural Engagement	N/A
Officer	Seniors and Disability Engagement Officer	N/A

Age Friendly Advisory Group

Membership	Status	Proxy
Councillor	Cr Sessions	Cr Rossi
Officer	Manager Economic and Community Development	N/A
Officer	Coordinator Community and Cultural Engagement	N/A
Officer	Seniors and Disability Engagement Officer	N/A

Airport Consultative Environment and Sustainability Group

Membership	Status	Proxy
Councillor	Cr Ryan	Cr Bass (retired May 2023)
Officer	Coordinator Environment	N/A

Belmont Business Advisory Group

Membership	Status	Proxy
Councillor	Cr Sekulla	Cr Davis
Councillor	Cr Ryan	Cr Marks
Officer	Director Development and Communities	N/A
Officer	Manager Economic and Community Development	N/A

Belmont Retirement Villages Board of Management (Inc)

Membership	Status	Proxy
Mayor	Cr Marks	Cr Sessions
Councillor	Cr Rossi	Cr Sekulla
Officer	Chief Executive Officer	Director Corporate and Governance

Belmont Sister City Association (Inc)

Membership	Status	Proxy
Councillor	Cr Sekulla	Cr Carter
Officer	Coordinator Community Development	N/A

Cultural Diversity Advisory Group

Membership	Status	Proxy
Councillor	Cr Sessions	Cr Davis
Officer	Manager Economic and Community Development	N/A
Officer	Coordinator Community and Cultural Engagement	N/A
Officer	Cultural Engagement Officer	N/A

Metro Inner-South Joint Development Assessment Panel (JDAP)

Membership	Member*	Alternate Member**
Councillor	Cr Marks*	Cr Davis**
Councillor	Cr Rossi*	Cr Wolff**

*Term from 26/01/2022 to 26/01/2024

** Either Alternative Member may be called upon at the discretion of the Department of Planning.

Perth Airports Municipalities Group Inc (PAMG)

Membership	Status	Deputy Delegate
Delegate	Cr Marks	Cr Rossi
Chief Executive Officer*	Chief Executive Officer*	N/A
Officer* (EA to the Mayor)	Secretary of the PAMG*	N/A

** Non-voting Member*

Public Art Advisory Panel

Membership	Status	Proxy
Councillor	Cr Marks	Cr Rossi
Councillor	Cr Sessions	
Officer	Manager Library, Culture and Place	N/A
Officer	Manager Parks, Leisure and Environment	N/A
Officer	Coordinator Arts and Place	N/A
Officer	Parks Projects Coordinator	N/A
Officer	Arts Officer	N/A

WA Local Government Association East Metropolitan Zone

Membership	Status	Proxy
Mayor*	Cr Marks*	N/A
Councillor**	Cr Sekulla**	Cr Ryan***
Councillor**	Cr Sessions**	

**Voting delegate at the WALGA AGM*

***Determination of the voting delegate and 1st Proxy voting delegate at the WALGA AGM will be by agreement of the two Councillors, in the event that no agreement can be reached, a decision on the voting delegate will be made by the Mayor*

****2nd Proxy voting delegate at the WALGA AGM*

On 17 August 2023 the East Metropolitan Zone resolved the following change to the number of delegates on the Zone:

RESOLUTION

Moved: Cr Giorgia Johnson
Seconded: Cr Catherine Ehrhardt

That the East Metropolitan Zone supports the change in Zone membership by reducing its voting delegates from three to two Zone Delegates and two Deputy Zone Delegates from each member Local Government effective from the commencement of the first Zone meeting following the Ordinary Council Elections.

CARRIED

There is no requirement for the Mayor to automatically be a delegate due to their role on Council, but can nominate or be nominated to be a voting or proxy voting delegate.

Financial implications

There are no financial implications evident at this time.

Environmental implications

There are no environmental implications associated with this report.

Social implications

The City's community advisory groups provide the opportunity for community members to regularly meet with City staff and Elected Members to provide recommendations and feedback based on their lived experience to help guide the implementation of our community-based strategies.

There are a range of social implications associated with membership to these advisory groups including:

- Assisting in developing community capacity around leadership and civic participation.
- Increasing the perception of the City being responsive to community needs.
- Contributing to a community in which residents and stakeholders feel valued, included and listened to.

Attachment details

Attachment No and title
1. Elected Member Representatives Other Groups [12.6.1 - 16 pages]

CITY OF BELMONT
**Elected Member
Representatives on
Committees and Other
Groups**

Date of Publication

City of Belmont

215 Wright Street, Cloverdale Western Australia 6105

Locked Bag 379, Cloverdale Western Australia 6985

Open 8:30am - 4:45pm, Monday - Friday

9477 7222 belmont@belmont.wa.gov.au

9477 7224 (A/H) belmont.wa.gov.au





Contents

Other Committees and Groups	1
Aboriginal Advisory Group	1
Purpose of Group	1
Meeting Information:.....	1
Access and Inclusion Advisory Group	2
Purpose of Group	2
Meeting Information:.....	2
Age Friendly Advisory Group	3
Purpose of Group	3
Meeting Information:.....	3
Airport Consultative Environment and Sustainability Group	4
Purpose of Group	4
Meeting Information.....	4
Belmont Business Advisory Group	5
Purpose of Group	5
Meeting Information.....	5
Belmont Retirement Villages Board of Management (Inc).....	6
Purpose of Board	6
Meeting Information.....	6
Belmont Sister City Association (Inc).....	7
Purpose of Association.....	7
Meeting Information.....	7
Cultural Diversity Advisory Group	8
Purpose of Group	8
Meeting Information.....	8
Metro Inner-South Joint Development Assessment Panel (JDAP).....	9
Purpose of Panel.....	9
Meeting Information.....	9
Perth Airports Municipalities Group Inc (PAMG).....	10
Purpose of Group	10
Meeting Information:.....	11
Public Art Advisory Panel.....	12



Purpose of Panel.....	12
Meeting Information.....	12
WA Local Government Association East Metropolitan Zone	13
Purpose of Zone	13
Meeting Information.....	13

Other Committees and Groups

Aboriginal Advisory Group

Membership	Status	Proxy
Councillor		N/A
Councillor		N/A
Officer	Chief Executive Officer	N/A
Officer	Manager Economic and Community Development	N/A
Officer	Coordinator Community and Cultural Engagement	N/A
Officer	Cultural Engagement Officer	N/A

Purpose of Group

The Aboriginal Advisory Group (AAG) has been established to:

Provide strategic direction and leadership to ensure:

- a. a link between Council, the local government and the Belmont community.
- b. forums exist and community members and stakeholders are given the opportunity to assist in the development and implementation of the City's Aboriginal strategies and plans.
- c. primary focus is on issues which the Council has the ability (financially and legislatively) to address rather than issues which are the responsibility of Commonwealth or State Government Departments, the non-Government sector or other community groups. The Advisory Group may, however, provide information and advice on such issues if it considers the City has a role to play, as an advocate, partner or supporter.

Meeting Information:

A minimum of three (3) meetings will be held per year and will be scheduled for two (2) hours unless prior agreement is made to extend a meeting for a specific purpose.

Meetings will be held at the City of Belmont Civic Centre, unless otherwise agreed to be held at an alternative community-based venue.

The annual calendar of meetings will be distributed to members by the City's relevant Administration Officer at the beginning of the calendar year.

Meetings may only be called by City of Belmont Officers and a City of Belmont Officer must be present.



Access and Inclusion Advisory Group

Membership	Status	Proxy
Councillor		
Officer	Manager Economic and Community Development	N/A
Officer	Coordinator Community and Cultural Engagement	N/A
Officer	Seniors and Disability Engagement Officer	N/A

Purpose of Group

The Access and Inclusion Advisory Group (AIAG) has been established to:

Provide strategic direction and leadership to ensure:

- a. a link between Council, the local government and the Belmont community.
- b. forums exist and community members and stakeholders are given the opportunity to assist in the development and implementation of the City’s Access and Inclusion Plan.
- c. primary focus is on issues which the Council has the ability (financially and legislatively) to address rather than issues which are the responsibility of Commonwealth or State Government Departments, the non-Government sector or other community groups. The Advisory Group may, however, provide information and advice on such issues if it considers the City has a role to play, as an advocate, partner or supporter.

Meeting Information:

A minimum of three (3) meetings will be held per year and will be scheduled for two (2) hours unless prior agreement is made to extend a meeting for a specific purpose.

Meetings will be held at the City of Belmont Civic Centre, unless otherwise agreed to be held at an alternative community-based venue.

The annual calendar of meetings will be distributed to members by the City’s relevant Administration Officer at the beginning of the calendar year.

Meetings may only be called by City of Belmont Officers and a City of Belmont Officer must be present.



Age Friendly Advisory Group

Membership	Status	Proxy
Councillor		
Officer	Manager Economic and Community Development	N/A
Officer	Coordinator Community and Cultural Engagement	N/A
Officer	Seniors and Disability Engagement Officer	N/A

Purpose of Group

The Age-Friendly Advisory Group (AFAG) has been established to:

Provide strategic direction and leadership to ensure:

- a. a link between Council, the local government and the Belmont community.
- b. forums exist and community members and stakeholders are given the opportunity to assist in the development and implementation of the City’s Age-Friendly Belmont Plan.
- c. primary focus is on issues which the Council has the ability (financially and legislatively) to address rather than issues which are the responsibility of Commonwealth or State Government Departments, the non-Government sector or other community groups. The Advisory Group may, however, provide information and advice on such issues if it considers the City has a role to play, as an advocate, partner or supporter.

Meeting Information:

A minimum of three (3) meetings will be held per year and will be scheduled for two (2) hours unless prior agreement is made to extend a meeting for a specific purpose. Meetings will be held at the City of Belmont Civic Centre, unless otherwise agreed to be held at an alternative community-based venue.

The annual calendar of meetings will be distributed to members by the City’s relevant Administration Officer at the beginning of the calendar year.

Meetings may only be called by City of Belmont Officers and a City of Belmont Officer must be present.

Airport Consultative Environment and Sustainability Group

Membership	Status	Proxy
Councillor		
Officer	Coordinator Environment	N/A

Purpose of Group

In keeping with Perth Airport Pty Ltd's (PAPL) vision and as stated within the *Perth Airport Environment Strategy* contained within the Perth Airport Master Plan 2020, the purpose of the Perth Airport Environmental Consultative Group is therefore to allow for the following:

- Meet quarterly
- Discuss topics related to environmental management of the Perth Airport Estate
- Discuss relevant updates
- Inform and discuss relevant updates on Perth Airport developments
- An opportunity for tenants to learn and work together to minimise environmental impacts of their operations, and to facilitate improved environmental outcomes.

Meeting Information

A quarterly meeting schedule will be developed at the beginning of each calendar year. All meetings will be chaired by PAPL's Head of Approvals, Environment & Heritage and will be minuted by a PAPL representative.



Belmont Business Advisory Group

Membership	Status	Proxy
Councillor		
Councillor		
Officer	Director Development and Communities	N/A
Officer	Manager Economic and Community Development	N/A

Purpose of Group

The Belmont Business Advisory Group (BBAG) has been established to:

- Provide strategic direction and leadership to ensure:
 - a. a link between Council, the local government and the Belmont community.
 - b. forums exist and community members and stakeholders are given the opportunity to assist in the development and implementation of the City's Economic Development Strategy.
 - c. primary focus is on issues which the Council has the ability (financially and legislatively) to address rather than issues which are the responsibility of Commonwealth or State Government Departments, the non-Government sector or other community groups. The Advisory Group may, however, provide information and advice on such issues if it considers the City has a role to play, as an advocate, partner or supporter.

Meeting Information

A minimum of three (3) meetings will be held per year and will be scheduled for two (2) hours unless prior agreement is made to extend a meeting for a specific purpose.

Meetings will be held at the City of Belmont Civic Centre, unless otherwise agreed to be held at an alternative community-based venue.

The annual calendar of meetings will be distributed to members by the City's relevant Administration Officer at the beginning of the calendar year.

Meetings may only be called by City of Belmont Officers and a City of Belmont Officer must be present.



Belmont Retirement Villages Board of Management (Inc)

Membership	Status	Proxy
Mayor		
Councillor		
Officer	Chief Executive Officer	Director Corporate and Governance

Purpose of Board

An incorporated body that has the responsibility of managing the entire operations of the Faulkner Park Retirement Estate. Funds earned in excess of the village’s long-term requirements are retained by Council ‘for the use and benefit of the aged persons of the City’.

The Association’s committee of management has two Councillors (historically the Mayor and the Presiding Member of the Community Vision Committee) and the Chief Executive Officer, plus designated community members; namely, one person representing each of the following categories: medical/aged care professional; finance sector; business sector; and prominent community identity.

Clause 8(1)(f) of the Belmont Retirement Villages Association Constitution provides the capacity for each of the City of Belmont delegates to be represented by a proxy.

Meeting Information

Meetings are held approximately four times per year on the third Thursday of the relevant month at 4.30pm. Duration approximately 1-1.5 hours.

Belmont Sister City Association (Inc)

Membership	Status	Proxy
Councillor		
Officer	Coordinator Community Development	N/A

Purpose of Association

To promote the Sister City relationship that exists between the City of Belmont in Western Australia and its Sister City, the special ward of Adachi in Japan, and to increase public awareness of and community involvement in that relationship.

The key activities the City delivers under the relationship are exchange tours to and from Adachi, with annual student tours and less regular citizen exchange tours. These activities support achieving both strategic multicultural objectives and youth leadership development objectives.

The BSCA Terms of Reference identify that the representative member from Council on the BSCA travels to Adachi for the 10-day tours each January, so availability for this, and associated supporting tour preparation meetings and duties should be a consideration of Elected Members.

Meeting Information

Meetings are held at the City of Belmont Civic Centre, 215 Wright Street, Cloverdale at 5.30pm on the second Wednesday of every second month. Duration of meeting is approximately 2 hours.

Cultural Diversity Advisory Group

Membership	Status	Proxy
Councillor		
Officer	Manager Economic and Community Development	N/A
Officer	Coordinator Community and Cultural Engagement	N/A
Officer	Cultural Engagement Officer	N/A

Purpose of Group

The Cultural Diversity Advisory Group (CDAG) has been established to:

- Provide strategic direction and leadership to ensure:
 - a. a link between Council, the local government and the Belmont community.
 - b. forums exist and community members and stakeholders are given the opportunity to assist in the development and implementation of the City's Multicultural Strategy 2020 and Beyond.
 - c. primary focus is on issues which the Council has the ability (financially and legislatively) to address rather than issues which are the responsibility of Commonwealth or State Government Departments, the non-Government sector or other community groups. The Advisory Group may, however, provide information and advice on such issues if it considers the City has a role to play, as an advocate, partner or supporter.

Meeting Information

A minimum of three (3) meetings will be held per year and will be scheduled for two (2) hours unless prior agreement is made to extend a meeting for a specific purpose.

Meetings will be held at the City of Belmont Civic Centre, unless otherwise agreed to be held at an alternative community-based venue.

The annual calendar of meetings will be distributed to members by the City's relevant Administration Officer at the beginning of the calendar year.

Meetings may only be called by City of Belmont Officers and a City of Belmont Officer must be present.

Metro Inner-South Joint Development Assessment Panel (JDAP)

Membership	Member*	Alternate Member**
Councillor	Cr *	Cr **
Councillor	Cr *	Cr **

*Term from 26/01/2022 to 26/01/2024

** Either Alternative Member may be called upon at the discretion of the Department of Planning.

Purpose of Panel

Development Assessment Panels (DAPs) are panels comprising a mix of technical experts and local government representatives with the power to determine applications for development approvals in place of the relevant decision-making authority. The Metro Inner-South Joint DAP incorporates the local governments of Belmont, Canning, East Fremantle, Fremantle, Melville, South Perth, and Victoria Park.

Meeting Information

All DAP meetings will be held in public and will be conducted in accordance with the Planning and Development (Development Assessment Panels) Regulations 2011, the DAP Code of Conduct and the DAP Standing Orders published by the Department of Planning, Lands and Heritage (DPLH). The DAP Secretariat, comprising officers of DPLH organise the DAP meeting where that application will be determined.

Perth Airports Municipalities Group Inc (PAMG)

Membership	Status	Deputy Delegate
Delegate		
Chief Executive Officer*	Chief Executive Officer*	N/A
Officer*	EA to the Mayor and CEO*	N/A

* Non-voting Member

Purpose of Group

Providing a forum for open discussion, exchange of information and consultation between Local Governments, their local communities and metropolitan airports relating to on-airport, off-airport development or environmental issues which directly or indirectly impact on the community. Composed of 13 member councils the PAMG's purpose is:

- a. To provide a forum of meaningful discussion on issues which affect Metropolitan Airports and their environs
- b. To investigate, report and formulate recommendations in respect of matters affecting or likely to affect the development of Metropolitan Airports
- c. To monitor the use and environmental impact of Metropolitan Airports on neighbouring communities
- d. To advise relevant State and Federal ministers, State and Commonwealth government departments, Airport Noise Management Committees, Community Aviation Consultative Committees and the Owner/s of Perth and Jandakot airports on issues of major concern affecting airports and the surrounding communities
- e. To establish and maintain a strong partnering relationship with the Owner/s of Perth and Jandakot airports for the purpose of open and effective dialogue to identify, discuss, advise, research and seek proactive resolutions to issues affecting the airports and the immediate local community
- f. To provide a conduit and consultation mechanism for the expression of community views and a proper exchange of information with members of the community
- g. To consider all proposals affecting airport development and operations before policy decisions are made and before changes are effected in relevant legislation and regulations
- h. To liaise with the airport emergency procedures committees where necessary on matters involving emergency co-ordination and rescue response
- i. To pursue active participation on Australian Mayoral Aviation Council (AMAC) and such other bodies that may come into existence for the purpose of fostering participation in the development, use and monitoring the impact of airports
- j. To promote the economic benefits of civil aviation airports
- k. To liaise with local government on issues of concern to the community, and to provide a forum for discussion of planning and development issues affecting future communities close to the major municipal airports.



Meeting Information:

There are two ordinary meetings per annum plus an annual general meeting (coincides with an ordinary meeting). Meetings are generally held the first Wednesday of June and December. Meetings start at 5.30pm and conclude at 6.30pm with dinner held afterwards (commencing 6.30pm). Meetings are currently hosted by the City of Belmont.

Public Art Advisory Panel

Membership	Status	Proxy
Councillor		
Councillor		
Officer	Manager Library, Culture and Place	N/A
Officer	Manager Parks, Leisure and Environment	N/A
Officer	Coordinator Arts and Place	N/A
Officer	Parks Projects Coordinator	N/A
Officer	Arts Officer	N/A

Purpose of Panel

The purpose of the Public Art Advisory Panel (the Panel) is to provide a formal mechanism for Council to consult with key stakeholders, seek specialist advice in the growth and development of public art in the City of Belmont.

In particular, it will provide advice to Council on issues relating to public art and make recommendations on public art commissions in accordance with the current 'Public Art Directions and Masterplan or similar strategy/policy'.

Meeting Information

Meetings are to be scheduled on the first Wednesday or Thursday of the month as required.



WA Local Government Association East Metropolitan Zone

Membership	Status	Proxy
Councillor*	Cr	Cr
Councillor*	Cr	Cr

*Voting delegate at the WALGA AGM

** Proxy voting delegate at the WALGA AGM

Purpose of Zone

A designated zone (which incorporates the local governments of Belmont, Bassendean, Bayswater, Kalamunda, Mundaring and Swan) of the Local Government Association that has input into the Western Australian Local Government Association agenda. The Western Australian Local Government Association is the peak representative body for the state's local governments.

Meeting Information

Meetings are held five times per year at the City of Belmont, commencing at 6.30pm. Meeting duration approximately 2 hours.

12.7 Standing Committee (Audit and Risk) - Appointment of an Independent Member

Voting Requirement	:	Simple Majority
Subject Index	:	19/003 Standing Committee (Audit and Risk)
Location/Property Index	:	N/A
Application Index	:	N/A
Disclosure of any Interest	:	Nil
Previous Items	:	OCM - 26 October 2021 - Item 12.3
Applicant	:	N/A
Owner	:	N/A
Responsible Division	:	Corporate and Governance

Council role

Executive The substantial direction setting and oversight role of the Council eg adopting plans and reports, accepting tenders, directing operations, setting and amending budgets.

Purpose of report

For council to consider and endorse the appointment of an Independent Member to the Standing Committee (Audit and Risk).

Summary and key issues

An Independent Member is appointed to the Standing Committee (Audit and Risk) for a maximum term of two years to align with local government ordinary elections. This appointment is made in line with Local Government Operational Guideline Number 9 – Audit in Local Government (the appointment, function and responsibilities of Audit Committees).

Officer Recommendation

That Council appoint Shona Zulsdorf to the position of Independent Member of the Standing Committee (Audit and Risk) for a term to expire 17 October 2025 at an expenses reimbursement rate of \$425 per meeting.

Location

Not applicable.

Consultation

There has been no specific consultation undertaken in respect to this matter.

Strategic Community Plan implications

In accordance with the 2020 – 2040 Strategic Community Plan:

Goal 5: Responsible Belmont

Strategy: 5.2 Manage the City's assets and financial resources in a responsible manner and provide the best possible services for the community

Policy implications

There are no policy implications associated with this report.

Statutory environment

The existence and conduct of the Standing Committee (Audit and Risk) ensures compliance with the *Local Government Act 1995* and the *Local Government (Audit) Regulations 1996*.

Background

Local Government Operational Guideline Number 9 – Audit in Local Government outlines the appointment, functions and responsibilities of Audit Committees.

This guideline details the process for the appointment of an Independent Member to the Standing Committee (Audit and Risk) with the appropriate skills and experience, to provide Council and the community with an increased level of Corporate Governance and to ensure a best practice approach.

Advertisements were placed in 'The West Australian' on Wednesday, 23 August 2023 and 'Perth Now' on Thursday 24 August 2023, as well as a Public Notice placed on the City's website, Library Community Notice Board and the Civic Centre inviting expressions of interest from suitably qualified and experienced persons. Two expressions of interest were received and are attached as Confidential Attachment 12.7.1 and Confidential Attachment 12.7.2.

Report

An Evaluation Panel consisting of Director Corporate and Governance, Director Community and Development and Manager Governance, Strategy and Risk met with each candidate and evaluated them against the criteria outlined in the advertisement.

1	Business or financial management knowledge and experience.
2	Business or financial reporting knowledge and experience.
3	Conversant with financial and other reporting requirements.
4	Local Government exposure (advertised as not essential - highly regarded).

The Evaluation Panel discussed the evaluations, criteria and the proposed level of reimbursement provided by each of the applicants.

The two Expressions of Interest submitted were considered to be of high calibre from applicants with a broad range of experience. The Expression of Interest from Ms Shona Zulsdorf was deemed the most appropriate and is recommended by the panel as the preferred Independent Member due to having relevant local government experience and a good working knowledge of industry best practice.

The appointment will be for a two-year period, to expire immediately before the next Ordinary Election being 18 October 2025.

Financial implications

Expenses for the Independent Member of the Standing Committee (Audit and Risk) are appropriately budgeted.

Environmental implications

There are no environmental implications associated with this report.

Social implications

There are no social implications associated with this report.

Attachment details

Attachment No and title	
1.	CONFIDENTIAL REDACTED - Applicant One (Confidential Matter in accordance with s5.23(b) of the Local Government Act 1995) [12.7.1 - 4 pages]
2.	CONFIDENTIAL REDACTED - Applicant Two (Confidential Matter in accordance with s5.23(b) of the Local Government Act 1995) [12.7.2 - 4 pages]

12.8 Accounts for Payment - September 2023

Voting Requirement	:	Simple Majority
Subject Index	:	54/007-Creditors-Payment Authorisations
Location/Property Index	:	N/A
Application Index	:	N/A
Disclosure of any Interest	:	NIL
Previous Items	:	N/A
Applicant	:	N/A
Owner	:	N/A
Responsible Division	:	Corporate and Governance

Council role

Executive The substantial direction setting and oversight role of the Council eg adopting plans and reports, accepting tenders, directing operations, setting and amending budgets.

Purpose of report

To present to Council the list of expenditure paid for the period 01 September 2023 to 30 September 2023 under delegated authority.

Summary and key issues

A list of payments is presented to the Council each month for confirmation and endorsement in accordance with the *Local Government (Financial Management) Regulations 1996*.

Officer Recommendation

That the Authorised Payment Listing for September 2023 as provided under Attachment 12.8.1 be received.

Location

Not applicable.

Consultation

There has been no specific consultation undertaken in respect to this matter.

Strategic Community Plan implications

In accordance with the 2020 – 2040 Strategic Community Plan:

Goal 5: Responsible Belmont

Strategy: 5.2 Manage the City's assets and financial resources in a responsible manner and provide the best possible services for the community

Strategy: 5.6 Deliver effective, fair and transparent leadership and decision-making, reflective of community needs and aspirations

Policy implications

There are no policy implications associated with this report.

Statutory environment

Regulation 13(1) of the *Local Government (Financial Management) Regulations 1996* states:

“If the local government has delegated to the CEO the exercise of its power to make payments from the municipal fund or the trust fund, a list of accounts paid by the CEO is to be prepared each month showing for each account paid since the last such list was prepared:

- (a) the payee's name;
- (b) the amount of the payment;
- (c) the date of the payment; and
- (d) sufficient information to identify the transaction.”

(3) A list prepared under sub regulation (1) is to be presented to Council at the next ordinary meeting of Council after the list is prepared; and recorded in the minutes of that meeting.

Regulation 13A of the *Local Government (Financial Management) Regulations 1996* effective from 1 September 2023 states:

- (1) If a local government has authorised an employee to use a credit, debit or other purchasing card, a list of payments made using the card must be prepared each month showing the following for each payment made since the last such list was prepared —
 - (a) the payee's name;
 - (b) the amount of the payment;
 - (c) the date of the payment;
 - (d) sufficient information to identify the payment.

- (2) A list prepared under subregulation (1) must be —
 - (a) presented to the council at the next ordinary meeting of the council after the list is prepared; and
 - (b) recorded in the minutes of that meeting.

Background

Council has delegated to the Chief Executive Officer under Delegation 1.1.18 to make payment from the Municipal and Trust Fund account. In accordance with Regulation 13(1) of the *Local Government (Financial Management) Regulations 1996*, where this power has been delegated, a list of payments each month is to be compiled and presented to Council.

Report

The following summary of payments are recommended for confirmation and endorsement.

Payment type	Payment reference	\$
Municipal Fund Cheques	788869-788870	286.75
Municipal Fund EFTs	EF086150-EF086628	6,940,016.38
Municipal Fund Payroll	September 2023	1,572,468.13
Trust Fund EFT	EF086266-EF086268	41,493.83
Total Payments for September 2023		8,554,265.09

A copy of the Authorised Payment Listing is included as Attachment 12.8.1.

Financial implications

All expenditure included in the Authorised Payment Listing is in accordance with Council's Annual budget.

Environmental implications

There are no environmental implications associated with this report.

Social implications

There are no social implications associated with this report.

Attachment details

Attachment No. and title
1. September 2023 payments [12.8.1 - 9 pages]

Attachment 12.8.1 September 2023 payments



City of Belmont					
Accounts for Payment - September 2023					Compiled : 03/10/23 13:15
Pmnt_Ref	Date	CR_Code	Supplier	Pmnt_Amnt	Description
Contractors					
EF086150	01/09/23	00585	Hydroquip Pumps	\$20,528.20	Bore Drilling/ Maintenance-Variou Parks
EF086151	01/09/23	00608	Programmed Skilled Workforce Ltd	\$7,633.07	Labour/Personnel Hire
EF086153	01/09/23	00707	LoGo Appointments	\$8,523.14	Labour/Personnel Hire
EF086154	01/09/23	00736	McLeods	\$7,772.64	Legal Expenses
EF086155	01/09/23	00760	Alison M Barrett, Art Consultant	\$357.50	Public Art Project Consultancy
EF086156	01/09/23	00984	Risk Management Technologies - Chem Alert	\$7,275.40	Computer Software Maintenance-Licence Renewal
EF086157	01/09/23	01006	Ron Fullers Air	\$665.50	Plant Parts & Repairs
EF086158	01/09/23	01074	Shred-X Pty Ltd	\$22.14	Rubbish Removals
EF086159	01/09/23	01090	St John Ambulance Australia Inc	\$522.50	First Aid Service-Avon Desecent
EF086163	01/09/23	01976	Ecoscape Australia Pty Ltd	\$16,500.00	Professional Fees - Landscaping Wilson Park
EF086166	01/09/23	02844	Chandler Macleod Group Ltd	\$5,890.63	Labour/Personnel Hire
EF086169	01/09/23	03498	Talis Consultants Pty Ltd	\$10,825.83	Professional Fees - Design
EF086170	01/09/23	03823	Remplan - Compelling Economics Pty Ltd	\$21,945.00	Remplan Suite Annual Subscription
EF086172	01/09/23	04137	Greive Panelbeaters	\$500.00	Plant Parts & Repairs
EF086173	01/09/23	04250	TLC Safety Pty Ltd T/As Einsteins Australia	\$396.00	Library-Entertainment Expense
EF086174	01/09/23	04301	Michael Page - Page Personnel	\$2,281.36	Labour/Personnel Hire
EF086175	01/09/23	04529	Southern Cross Care (WA) Inc	\$365.00	Independent Living Units Management
EF086177	01/09/23	05283	IRP Pty Ltd	\$7,585.60	Labour/Personnel Hire
EF086178	01/09/23	05344	Veolia Recycling and Recovery Pty Ltd (Previously Suez)	\$407.58	Rubbish Removals
EF086179	01/09/23	05463	International Solutions Group Pty Ltd - ISG Cleaning	\$286.00	Cleaning Services-Avon Descent
EF086180	01/09/23	05576	NPB Security Australia	\$621.59	Security Services
EF086181	01/09/23	05783	Emma Williamson	\$1,160.00	Professional Fees - Planning
EF086183	01/09/23	06284	Talent International	\$8,823.90	Labour/Personnel Hire
EF086184	01/09/23	06384	Hire Society	\$1,462.37	Plant/Equipment Hire-Citizenship Ceremony
EF086186	01/09/23	06439	Barking Wolf Pty Ltd	\$2,150.00	Library-Sound design Workshop
EF086187	01/09/23	06491	Crisdale Recruitment Group	\$4,055.92	Labour/Personnel Hire
EF086188	01/09/23	06561	Pinyo Fordham	\$280.00	Professional Fees - COB Annual Budget Design
EF086198	08/09/23	00210	Littergrabber - Seaview Orthotics	\$1,067.99	Tools/Tool Repairs
EF086201	08/09/23	00390	Landgate	\$1,683.23	Title Search Fees
EF086206	08/09/23	00738	Lloyd George Acoustics Pty Ltd	\$2,376.00	Professional Fees - Testing
EF086209	08/09/23	01243	WARP Pty Ltd	\$914.34	Traffic Control-Variou Locations
EF086212	08/09/23	01508	Danish Patisserie - Cakes West Pty Ltd	\$259.82	Catering/Catering Supplies-Citizenship Ceremony
EF086215	08/09/23	02298	Pelican Linemarking	\$3,520.00	Line Marking
EF086218	08/09/23	02844	Chandler Macleod Group Ltd	\$6,994.49	Labour/Personnel Hire
EF086223	08/09/23	04137	Greive Panelbeaters	\$500.00	Plant Parts & Repairs
EF086224	08/09/23	04302	Southern Cross Housing Ltd	\$7,297.37	Independent Living Units Management
EF086225	08/09/23	04391	Lifeskills Australia	\$418.00	Professional Fees - Analysis
EF086227	08/09/23	04529	Southern Cross Care (WA) Inc	\$4,079.88	Independent Living Units Management
EF086229	08/09/23	04974	Turf Care WA Pty Ltd	\$20,048.01	Turf Renovation
EF086230	08/09/23	05127	Champion Music	\$423.50	Music/Entertainment Expenses-Citizenship Ceremony
EF086231	08/09/23	05154	Tanks for Hire	\$656.70	Plant/Equipment Hire
EF086232	08/09/23	05283	IRP Pty Ltd	\$5,336.98	Labour/Personnel Hire
EF086234	08/09/23	05642	Steve's Sand Sifting for Playground Services	\$4,625.70	Sand Sifting-Variou Parks
EF086235	08/09/23	05692	Newground Water Services Pty Ltd	\$16,958.70	Reticulation Installation
EF086236	08/09/23	05783	Emma Williamson	\$1,232.50	Professional Fees - Planning
EF086237	08/09/23	05838	Petstock Pty Ltd	\$94.94	Pound Expenses
EF086238	08/09/23	05920	Boult's Black and White Light	\$3,985.91	Electrical Hire- Avon Descent
EF086242	08/09/23	06399	Megan Jane, Mckinlay	\$744.70	Library-Entertainment Expense-Children Book Week
EF086244	08/09/23	06451	Evergreen Synthetic Grass	\$104,038.44	Belmont Bowling Club - Synthetic Green
EF086245	08/09/23	06462	Maxima Training Group (Aust) Ltd	\$5,174.79	Labour/Personnel Hire
EF086246	08/09/23	06467	Josh Langley Author	\$770.00	Library-Entertainment Expense-Childrens Book Week
EF086247	08/09/23	06481	NPO Kissako Cha Know You	\$100.00	Library-Entertainment Expense
EF086248	08/09/23	06485	Constructive Building Consultants	\$1,375.00	Professional Fees - Building
EF086249	08/09/23	06536	International Quadratics Pty Ltd	\$20,625.00	Oasis -Accessible Stairs
EF086250	08/09/23	06561	Pinyo Fordham	\$1,100.00	Professional Fees - Marketing
EF086251	08/09/23	06576	Workforce Health Assessors	\$167.20	Medical Examinations
EF086253	08/09/23	06582	AKT Constructions (WA) Pty Ltd	\$1,575.42	Bus Shelter Repair-Saint Kilda Road
EF086269	15/09/23	00083	Ascot Veterinary Hospital	\$227.00	Pound Expenses
EF086271	15/09/23	00118	Australia Post	\$8,001.36	Postage
EF086273	15/09/23	00230	Jackson McDonald	\$2,747.25	Legal Expenses
EF086277	15/09/23	00608	Programmed Skilled Workforce Ltd	\$11,264.01	Labour/Personnel Hire
EF086278	15/09/23	00707	LoGo Appointments	\$6,669.12	Labour/Personnel Hire
EF086279	15/09/23	00783	iSentia Pty Ltd	\$1,925.00	Professional Fees - Marketing
EF086285	15/09/23	01074	Shred-X Pty Ltd	\$30.17	Rubbish Removals
EF086290	15/09/23	01507	The Pressure King	\$28,676.39	Graffiti Removal
EF086292	15/09/23	02303	Ultimo Catering and Events	\$5,576.00	Catering/Catering Supplies-Council Dinner
EF086294	15/09/23	02451	Carlisle Events Hire Pty Ltd	\$5,682.60	Plant/Equipment Hire-Avon Descent
EF086296	15/09/23	02711	CPG Research and Advisory Pty Ltd	\$1,558.33	Advisory Fee - September 2023
EF086297	15/09/23	02844	Chandler Macleod Group Ltd	\$16,607.60	Labour/Personnel Hire
EF086301	15/09/23	03772	Open Windows Australia Pty Ltd	\$22,373.14	Software Maintenance Support 2023/2024

Attachment 12.8.1 September 2023 payments

Pmnt_Ref	Date	CR_Code	Supplier	Pmnt_Amnt	Description
EF086302	15/09/23	03794	Testel Australia Pty Ltd	\$2,467.08	Electrical Contractor-Hub
EF086303	15/09/23	04120	Randstad Pty Ltd	\$11,707.32	Labour/Personnel Hire
EF086304	15/09/23	04137	Greive Panelbeaters	\$509.69	Plant Parts & Repairs
EF086305	15/09/23	04146	JB Hi-Fi Group Commercial Account, Osborne Park	\$1,883.80	Electrical Goods
EF086306	15/09/23	04301	Michael Page - Page Personnel	\$1,583.27	Labour/Personnel Hire
EF086307	15/09/23	04391	Lifeskills Australia	\$836.00	Professional Fees - Analysis
EF086309	15/09/23	04400	The Freedom Fairies	\$2,640.00	Music/Entertainment Expenses-Avon Descent
EF086311	15/09/23	04579	Mills Recruitment	\$6,157.15	Labour/Personnel Hire
EF086313	15/09/23	05283	IRP Pty Ltd	\$5,303.87	Labour/Personnel Hire
EF086314	15/09/23	05336	West-Sure Group Pty Ltd	\$1,069.15	Security Services
EF086315	15/09/23	05493	Dapth	\$1,897.50	Computer Software Maintenance
EF086316	15/09/23	05911	Cherished Cherubs Pty Ltd	\$517.00	Music/Entertainment Expenses
EF086317	15/09/23	05944	Delron Cleaning Pty Ltd - Ventia	\$146.98	Cleaning Services
EF086319	15/09/23	06284	Talent International	\$2,424.51	Labour/Personnel Hire
EF086321	15/09/23	06358	The Event Mill Pty Ltd	\$7,763.30	Plant/Equipment Hire- Art Awards
EF086322	15/09/23	06374	Vaughn Mcguire	\$715.00	Plant/Equipment Hire-Citizenship Ceremony
EF086324	15/09/23	06389	Netstar Australia Pty Ltd	\$1,382.70	Security Services
EF086326	15/09/23	06461	Kristy Nita Brown	\$677.00	Library-Entertainment Expense-ROLA
EF086327	15/09/23	06462	Maxima Training Group (Aust) Ltd	\$5,037.71	Labour/Personnel Hire
EF086328	15/09/23	06468	Perth Bouncy Castle Hire	\$2,761.00	Plant/Equipment Hire-Avon Descent
EF086329	15/09/23	06472	Overall Perth Gutter Cleaning	\$580.00	Cleaning Services
EF086330	15/09/23	06476	Lucid Consulting Engineers(WA) Pty Ltd	\$15,152.50	Professional Fees - Engineering
EF086331	15/09/23	06491	Crisdale Recruitment Group	\$2,802.27	Labour/Personnel Hire
EF086332	15/09/23	06592	Grosvenor Engineering Group	\$19,927.41	Civic Centre AC Installation
EF086333	15/09/23	06602	Perth Symphony Orchestra	\$1,100.00	Art Awards/Exhibition-Performer
EF086335	15/09/23	06621	Pop Up Scent Lab	\$440.00	Library-Entertainment Expense-Market Event
EF086354	22/09/23	00163	Bayswater Fire Protection	\$4,778.40	Fire Equipment/Service
EF086358	22/09/23	00346	Action Couriers	\$50.36	Courier Service
EF086359	22/09/23	00394	Child & Adolescent Health Service - Dept of Health WA	\$721.86	Immunisation Expenses
EF086360	22/09/23	00501	Infor Global Solutions (ANZ) Pty Ltd	\$583.00	Computer Software Maintenance
EF086366	22/09/23	01002	RAC Businesswise Vehicle Breakdowns	\$673.00	Plant Parts & Repairs
EF086370	22/09/23	01243	WARP Pty Ltd	\$3,681.46	Traffic Control-Variou Locations
EF086372	22/09/23	01833	Glenn Swift Entertainment	\$677.00	Library-Entertainment Expense-ROLA
EF086374	22/09/23	02050	Austraffic WA	\$1,636.80	Traffic Count Survey- Various Locations
EF086376	22/09/23	02107	Mercer (Australia) Pty Ltd	\$8,140.00	Annual Remuneration Review
EF086377	22/09/23	02136	Underground Power Development Pty Ltd	\$3,938.00	Professional Fees -Wilson Park Design
EF086378	22/09/23	02393	Zipform Pty Ltd	\$31,970.98	Postage-Rates Notice 2023/2024
EF086381	22/09/23	02672	Ruah Community Services	\$16,962.73	Preventive Domestic Violence Services
EF086382	22/09/23	02844	Chandler Macleod Group Ltd	\$5,439.43	Labour/Personnel Hire
EF086384	22/09/23	02864	EnvisionWare Pty Ltd	\$3,804.90	Computer Software Maintenance-Envision
EF086385	22/09/23	03419	Gott Health	\$1,100.00	Community Exercise Classes
EF086387	22/09/23	03941	Metro Bee Services	\$165.00	Bee Removal
EF086388	22/09/23	04002	Ray White Urban Springs	\$1,020.00	Professional Fees - Property
EF086389	22/09/23	04137	Greive Panelbeaters	\$1,000.00	Plant Parts & Repairs
EF086390	22/09/23	04146	JB Hi-Fi Group Commercial Account, Osborne Park	\$90.00	Electrical Goods
EF086391	22/09/23	04161	Play Check	\$605.00	Playground Inspections/Repairs
EF086392	22/09/23	04301	Michael Page - Page Personnel	\$3,194.75	Labour/Personnel Hire
EF086394	22/09/23	04454	FM Contract Solutions Pty Ltd	\$892.62	Professional Fees - Analysis
EF086396	22/09/23	04723	Future Logic	\$16,226.14	Computer Software Maintenance-Cisco Power and Network
EF086397	22/09/23	04974	Turf Care WA Pty Ltd	\$150,635.92	Turf Renovation
EF086400	22/09/23	05277	Nadia-Lisa King	\$912.00	Library-Entertainment Expense ROLA
EF086402	22/09/23	05576	NPB Security Australia	\$3,374.70	Security Services-Art Award
EF086403	22/09/23	05729	James Clive Kearing - Nyoonaie	\$500.00	Music/Entertainment Expenses-Food Safari
EF086404	22/09/23	05819	Ritz Drycleaners	\$757.65	Cleaning Services
EF086405	22/09/23	05897	HopgoodGanim Lawyers	\$684.98	Legal Expenses
EF086406	22/09/23	05911	Cherished Cherubs Pty Ltd	\$564.00	Music/Entertainment Expenses-Food Safari
EF086408	22/09/23	06125	Harbour Software	\$14,635.50	Doc Assembler Subscription
EF086409	22/09/23	06160	SEEK Limited	\$5,619.68	Advertising
EF086410	22/09/23	06284	Talent International	\$4,129.49	Labour/Personnel Hire
EF086411	22/09/23	06296	Sarah Kearing - Djurpin Djindas	\$500.00	Music/Entertainment Expenses-Food Safari
EF086414	22/09/23	06461	Kristy Nita Brown	\$223.92	Library-Entertainment Expense
EF086415	22/09/23	06462	Maxima Training Group (Aust) Ltd	\$2,459.49	Labour/Personnel Hire
EF086416	22/09/23	06491	Crisdale Recruitment Group	\$2,396.68	Labour/Personnel Hire
EF086417	22/09/23	06528	Diplomatik Pty Ltd	\$4,058.97	Labour/Personnel Hire
EF086418	22/09/23	06556	Onnifer	\$750.00	Library-Entertainment Expense-Sister City
EF086419	22/09/23	06590	Kinetic Theatre	\$1,100.00	Art Awards/Exhibition-Performer
EF086420	22/09/23	06593	Paul Tanner	\$600.00	Art Awards/Exhibition
EF086421	22/09/23	06601	Briony Stewart	\$700.00	Library-Entertainment Expense
EF086422	22/09/23	06618	Dan McCabe	\$605.00	Art Awards/Exhibition
EF086423	22/09/23	06620	Espresso On The Go	\$700.00	Catering/Catering Supplies-R U Ok
EF086424	22/09/23	06622	Rachel Salmon-Lomas	\$500.00	Art Awards/Exhibition
EF086425	22/09/23	06636	Anthony Ward - Black Tie MC	\$500.00	Music/Entertainment Expenses-Food Safari
EF086438	28/09/23	00221	John Hughes Group	\$2,901.90	Plant Parts & Repairs
EF086442	28/09/23	00247	CAI Fences	\$1,958.00	Fencing
EF086444	28/09/23	00294	City of Canning	\$1,350.01	Rubbish Removals

Attachment 12.8.1 September 2023 payments

Pmnt_Ref	Date	CR_Code	Supplier	Pmnt_Amnt	Description
EF086445	28/09/23	00295	Capital Recycling	\$5,390.00	Rubbish Removals
EF086446	28/09/23	00305	CJD Equipment Pty Ltd	\$3,292.98	Mower Parts & Repairs
EF086449	28/09/23	00391	Chemistry Centre (WA) t/as ChemCentre	\$4,120.12	Professional Fees - Testing
EF086451	28/09/23	00412	Dowsing Group Pty Ltd	\$44,935.93	Concrete Contractor-Profiling and Concrete Various Locations
EF086454	28/09/23	00491	Fujifilm Business Innovation Australia	\$115.79	Photocopy Expenses
EF086455	28/09/23	00557	City Subaru	\$1,373.55	Plant Parts & Repairs
EF086456	28/09/23	00585	Hydroquip Pumps	\$68,110.90	Bore Drilling/ Maintenance-Variou Parks
EF086457	28/09/23	00608	Programmed Skilled Workforce Ltd	\$5,981.06	Labour/Personnel Hire
EF086459	28/09/23	00699	Marketforce Pty Ltd	\$8,216.31	Advertising & Printing
EF086460	28/09/23	00707	LoGo Appointments	\$9,181.37	Labour/Personnel Hire
EF086461	28/09/23	00726	T-Quip	\$863.00	Plant Parts & Repairs
EF086462	28/09/23	00736	McLeods	\$14,442.13	Legal Expenses
EF086463	28/09/23	00783	iSentia Pty Ltd	\$1,925.00	Professional Fees - Marketing
EF086464	28/09/23	00815	New Town Toyota	\$74,645.75	Fleet Vehicle
EF086465	28/09/23	00830	Canon Production Printing Australia Pty Ltd	\$410.07	Photocopy Expenses
EF086466	28/09/23	00858	Park Motor Body Builders	\$2,002.00	Plant Parts & Repairs
EF086467	28/09/23	00884	Perth Expo Hire & Furniture Group	\$2,434.30	Plant/Equipment Hire
EF086468	28/09/23	00917	Positive Auto Electrics	\$1,476.68	Plant Parts & Repairs
EF086469	28/09/23	00931	Sonic HealthPlus Pty Ltd	\$1,940.40	Medical Examinations
EF086470	28/09/23	00972	Repco Auto Parts	\$776.53	Plant Parts & Repairs
EF086471	28/09/23	00983	R M Surveys	\$6,468.00	Survey Expenses
EF086472	28/09/23	00988	Reece Australia Pty Ltd	\$877.76	Plumbing Maintenance/Supplies
EF086473	28/09/23	01059	Sledgehammer Concrete Cutting Service	\$791.47	Concrete Contractor
EF086474	28/09/23	01074	Shred-X Pty Ltd	\$296.72	Rubbish Removals
EF086475	28/09/23	01112	Sunny Industrial Brushware	\$1,062.60	Plant Parts & Repairs
EF086476	28/09/23	01138	E & M J Rosher Pty Ltd	\$574.68	Plant Parts & Repairs
EF086477	28/09/23	01186	Zircodata Pty Ltd	\$1,902.49	Records Storage
EF086478	28/09/23	01199	Toyota Material Handling Pty Ltd	\$299.35	Plant Parts & Repairs
EF086479	28/09/23	01201	Truckline	\$195.13	Plant Parts & Repairs
EF086481	28/09/23	01233	Stihl Shop Redcliffe	\$1,425.55	Tools/Tool Repairs
EF086482	28/09/23	01237	Wren Oil	\$896.50	Rubbish Removals
EF086483	28/09/23	01243	WARP Pty Ltd	\$80,219.02	Traffic Control-Variou Locations
EF086484	28/09/23	01255	Wattleup Tractors	\$1,940.58	Plant Parts & Repairs
EF086489	28/09/23	01409	BCA Consultants Pty Ltd	\$3,300.00	Oasis Pool Maintenance
EF086490	28/09/23	01411	Award Irrigation Pty Ltd - Award Contracting	\$1,650.00	Reticulation Installation-Faulkner Park
EF086492	28/09/23	01507	The Pressure King	\$9,908.25	Graffiti Removal
EF086494	28/09/23	01532	Maali Mia Pty Ltd	\$2,420.00	Catering/Catering Supplies-Food Safari
EF086495	28/09/23	01533	WC Convenience Management	\$5,462.61	Building Maintenance
EF086498	28/09/23	01712	Donegan Enterprises Pty Ltd	\$38,178.16	Various Parks Repairs and Maintenance
EF086499	28/09/23	01714	Total Eden Pty Ltd - Nutrien Water	\$1,391.58	Reticulation Parts & Repairs
EF086500	28/09/23	01731	Charter Plumbing and Gas	\$27,961.20	Plumbing Maintenance/Supplies
EF086501	28/09/23	01831	Mow Master Turf Equipment	\$92.00	Plant Parts & Repairs
EF086502	28/09/23	01976	Ecoscape Australia Pty Ltd	\$15,786.10	Professional Fees - Landscaping Wilson Park
EF086504	28/09/23	02023	YMCA of Perth Youth and Community Services Inc	\$161,505.86	Youth Services Expenses - July & August
EF086505	28/09/23	02049	NVMS - Noise and Vibration Measurement Systems	\$21,464.58	Plant Calibration
EF086506	28/09/23	02059	Western Resource Recovery Pty Ltd	\$907.50	Rubbish Removals
EF086511	28/09/23	02207	Wilson Security	\$120,751.40	Security Services
EF086512	28/09/23	02234	Blackwell and Associates Pty Ltd	\$720.00	Professional Fees - Planning
EF086514	28/09/23	02387	Triton Electrical Contractors Pty Ltd	\$5,010.50	Electrical Contractor
EF086515	28/09/23	02410	System Maintenance	\$19,434.25	Plumbing Maintenance/Supplies-Variou Locations
EF086516	28/09/23	02418	Programmed Property Services Pty Ltd	\$5,489.00	Gardening Maintenance contract
EF086517	28/09/23	02425	Prestige Alarms	\$4,331.80	Security Services
EF086518	28/09/23	02458	Technology One Ltd	\$43,072.27	Spatial Subscription 2023/2024
EF086520	28/09/23	02589	Zenien	\$50,515.37	Security Services-CCTV Supply
EF086521	28/09/23	02629	Paperbark Technologies Pty Ltd	\$11,766.10	COB-Street Tree Inventory Analysis
EF086522	28/09/23	02779	Natural Area Holdings Pty Ltd	\$1,217.90	Gardening - Plants/Supplies
EF086523	28/09/23	02837	GLG Greenlife Group	\$35,907.69	Various Parks Repairs and Maintenance
EF086524	28/09/23	02844	Chandler Macleod Group Ltd	\$8,885.76	Labour/Personnel Hire
EF086525	28/09/23	02849	Total Nissan and Kia - Total Autos (1990)	\$1,278.50	Plant Parts & Repairs
EF086526	28/09/23	02913	Syrinx Environmental Pty Ltd	\$7,909.00	Professional Fees - The Esplanade Landscaping
EF086528	28/09/23	02941	Taman Tools - Quality Nominees Pty Ltd	\$576.40	Tools/Tool Repairs
EF086531	28/09/23	03366	Daimler Trucks Perth	\$846.43	Plant Parts & Repairs
EF086533	28/09/23	03419	Gott Health	\$110.00	Community Exercise Classes
EF086535	28/09/23	03464	Bridgestone Australia Ltd	\$2,899.60	Plant Parts & Repairs
EF086536	28/09/23	03504	Classic Tree Services	\$14,153.43	Tree Pruning Within CoB
EF086537	28/09/23	03537	Mackay Urban Design	\$719.99	Professional Fees - Planning
EF086538	28/09/23	03567	Gardner Autos Pty Ltd t/as Gardner Isuzu	\$3,844.70	Plant Parts & Repairs
EF086540	28/09/23	03794	Testel Australia Pty Ltd	\$6,606.60	Electrical Contractor
EF086541	28/09/23	03824	Konica Minolta	\$1,661.48	Photocopy Expenses
EF086543	28/09/23	03906	EPT Elec Power Technologies Pty Ltd	\$5,274.50	Computer Hardware Maintenance
EF086546	28/09/23	04072	Australian Property Consultants	\$2,261.00	Valuation Expense
EF086547	28/09/23	04105	Cleanflow Environmental Solutions	\$8,047.23	Drainage Maintenance
EF086548	28/09/23	04125	Pressure Cleaner Shop WA/Industrial Cleaning Equipment	\$803.46	Plant Parts & Repairs
EF086550	28/09/23	04246	Bibliotheca Australia Pty Ltd	\$8,976.69	Smartstation Annual Support
EF086551	28/09/23	04301	Michael Page - Page Personnel	\$2,153.80	Labour/Personnel Hire

Attachment 12.8.1 September 2023 payments

Pmnt_Ref	Date	CR_Code	Supplier	Pmnt_Amnt	Description
EF086552	28/09/23	04320	ABM Landscaping	\$2,153.75	Bricks/Bricklaying
EF086553	28/09/23	04474	Aquamonix	\$8,250.00	Gardening Contractor-Flow Meter Repairs
EF086554	28/09/23	04496	Azure Painting Pty Ltd	\$5,280.00	Painting Contractor-Civic Centre
EF086555	28/09/23	04524	Moore Australia WA Pty Ltd	\$3,344.00	Financial Reporting Workshop
EF086557	28/09/23	04579	Mills Recruitment	\$5,934.36	Labour/Personnel Hire
EF086558	28/09/23	04645	Instant Products Hire	\$1,625.14	Plant/Equipment Hire-Avon Descent
EF086559	28/09/23	04693	Allwest Plant Hire Australia Pty Ltd	\$10,709.28	Plant/Equipment Hire
EF086560	28/09/23	04727	Phenomenon Event Services Pty Ltd	\$5,315.80	Catering/Catering Supplies-Mayoral Dinner
EF086563	28/09/23	04917	Environmental Industries Pty Ltd	\$19,752.63	Landscape Maintenance
EF086564	28/09/23	04963	Centigrade	\$3,608.06	Airconditioning/Refrigeration Maintenance
EF086570	28/09/23	05252	AAAC Towing Pty Ltd	\$165.00	Towing Vehicles
EF086571	28/09/23	05283	IRP Pty Ltd	\$4,145.02	Labour/Personnel Hire
EF086572	28/09/23	05326	Lunar Circus Pty Ltd	\$13,475.00	Imaginarium Expense
EF086573	28/09/23	05339	Elliotts Filtration Pty Ltd	\$998.80	Reticulation Parts & Repairs
EF086574	28/09/23	05344	Veolia Recycling and Recovery Pty Ltd (Previously Suez)	\$467.40	Rubbish Removals
EF086575	28/09/23	05395	M3Property Australia Pty Ltd	\$9,035.33	Valuation Expense
EF086576	28/09/23	05427	Horizon West Landscape & Irrigation Pty Ltd	\$13,141.15	Gardening Contractor-Assorted Plants
EF086579	28/09/23	05523	Go Doors Pty Ltd	\$5,490.38	Building Maintenance-Variou Locations
EF086580	28/09/23	05589	Merit Consulting Group	\$698.50	Rubbish Removals
EF086581	28/09/23	05642	Steve's Sand Sifting for Playground Services	\$4,585.90	Gardening Contractor-Cleaning Various Location
EF086582	28/09/23	05692	Newground Water Services Pty Ltd	\$65,466.72	Reticulation Installation - Various locations
EF086584	28/09/23	05738	Double G (WA) Pty Ltd t/as Think Water Perth	\$8,194.87	Reticulation Parts & Repairs-Bowling Club
EF086587	28/09/23	05776	Level 5 Design Pty Ltd	\$780.00	Professional Fees - Planning
EF086589	28/09/23	05840	Commercial Aquatics Australia Pty Ltd	\$2,841.66	Oasis Expenses
EF086590	28/09/23	05860	HIPHOP101 - Optamus Downsyde	\$9,350.00	Workshop- Hip Hop
EF086591	28/09/23	05944	Delron Cleaning Pty Ltd - Ventia	\$96,989.77	Cleaning Services
EF086593	28/09/23	06067	TK Elevator Australia Pty Ltd	\$2,122.05	Building Maintenance
EF086595	28/09/23	06094	Boyan Electrical Services	\$26,591.76	Electrical Contractor
EF086596	28/09/23	06104	Flick Anticimex Pty Ltd	\$14,963.97	Pest Control
EF086597	28/09/23	06114	Technologically Speaking	\$220.00	Library-Entertainment Expense
EF086598	28/09/23	06142	Medical Edge Australia Pty Ltd	\$683.54	First Aid Service-Art Award
EF086600	28/09/23	06203	Ngala Boodja Aboriginal Land Care	\$28,088.12	Maintenance of Natural Areas COB
EF086601	28/09/23	06210	366 Solutions Pty Ltd	\$15,345.00	Computer Software Maintenance- Belnet Project
EF086602	28/09/23	06276	Efficient Site Services (WA)	\$12,644.50	Gardening Maintenance
EF086603	28/09/23	06282	Dell Financial Services Pty Ltd	\$26,745.04	Plant/Equipment Hire July 2023 to September 2023
EF086605	28/09/23	06293	Freo Fire Maintenance Services Pty Ltd	\$3,202.26	Fire Equipment/Service
EF086606	28/09/23	06304	Prestige Property Maintenance	\$47,131.33	Building Maintenance and Tube Stock Planting
EF086607	28/09/23	06326	Total Tools Kewdale	\$93.50	Tools/Tool Repairs
EF086608	28/09/23	06335	Hatch Pty Ltd	\$5,896.00	Professional Fees - Belvidere Street Activity Centre Revital
EF086609	28/09/23	06337	MowScape Pty Ltd	\$5,344.16	Turf Maintenance
EF086610	28/09/23	06345	SoCo Studios - Travis Hayto Photography	\$1,111.00	Photography/Framing Expenses
EF086611	28/09/23	06362	Marjan Partitions Pty Ltd t/as M & M Interiors	\$14,977.61	Building Construction-Maintenance
EF086612	28/09/23	06377	Choiceone Pty Ltd	\$25,863.69	Labour/Personnel Hire
EF086614	28/09/23	06438	Marketlife Pty Ltd T/As Erin Madeley Consulting	\$4,378.00	Consulting Fee- The Imaganirium
EF086616	28/09/23	06472	Overall Perth Gutter Cleaning	\$300.00	Cleaning Services
EF086617	28/09/23	06476	Lucid Consulting Engineers(WA) Pty Ltd	\$4,084.30	Professional Fees - Engineering
EF086618	28/09/23	06480	Goedhart Consulting	\$9,600.00	Public Art Project Consultancy
EF086619	28/09/23	06523	Premier Services Australia Pty Ltd	\$1,595.00	Building Maintenance-Civic Centre
EF086620	28/09/23	06566	Smart Subsea	\$30,404.00	Jetty Inspections
EF086621	28/09/23	06567	Johns Lyng Insurance Building Solutions WA Pty Ltd	\$2,321.00	Building Maintenance
EF086622	28/09/23	06570	Industrias Services Group Pty Ltd	\$2,321.00	Building Maintenance
EF086623	28/09/23	06580	Omnicom Media Group	\$13,670.06	Advertising
EF086624	28/09/23	06582	AKT Constructions (WA) Pty Ltd	\$7,655.43	Bus Shelter Repair-Saint Kilda Road
EF086625	28/09/23	06583	Jotterbook Flowers	\$4,400.00	Art Award Workshop
EF086626	28/09/23	06591	Blue Tang (WA) T/A The Reef Unit Trust	\$11,000.00	Professional Fees - Design Faulkner Park Civic Precinct
EF086627	28/09/23	06592	Grosvenor Engineering Group	\$3,947.70	Electrical Contractor-Variou Locations
EF086630	28/09/23	06607	Paul Gibbard	\$374.00	Library-Entertainment Expense
EF086631	28/09/23	06610	Resource Recovery Group	\$4,500.00	Records Storage
EF086632	28/09/23	06611	Womens Health and Family Service	\$954.00	Music/Entertainment Expenses
EF086633	28/09/23	06612	My Media Intelligence Pty Ltd	\$15,290.00	Media Monitoring Subscription
EF086635	28/09/23	06642	Event Artillery Pty Ltd	\$1,175.40	Catering/Catering Supplies-Mayoral Dinner
EF086637	28/09/23	99966	MAIA Financial Pty Ltd	\$19,491.53	Oasis Cardio Equipment Hire
Contractors Total				\$2,560,390.86	
Councillor Payments					
EF086487	28/09/23	01369	Philip Marks	\$36,578.75	Councillor Sitting Fee/Reimbursement
EF086493	28/09/23	01520	Stephen Wolff	\$9,115.00	Councillor Sitting Fee/Reimbursement
EF086509	28/09/23	02145	Robert Rossi	\$14,951.25	Councillor Sitting Fee/Reimbursement
EF086544	28/09/23	03916	Bernard Ryan	\$9,115.00	Councillor Sitting Fee/Reimbursement
EF086568	28/09/23	05084	Jenny Davis	\$9,115.00	Councillor Sitting Fee/Reimbursement
EF086569	28/09/23	05085	George Sekulla	\$9,115.00	Councillor Sitting Fee/Reimbursement
EF086588	28/09/23	05828	Deborah Sessions	\$9,143.00	Councillor Sitting Fee/Reimbursement
EF086599	28/09/23	06162	Natalie Carter	\$9,115.00	Councillor Sitting Fee/Reimbursement
Councillor Payments Total				\$106,248.00	
Credit Card 1008					
EF086349	20/09/23	03526	R U OK Ltd	\$121.38	R U Ok Merchandise

Attachment 12.8.1 September 2023 payments

Pmnt_Ref	Date	CR_Code	Supplier	Pmnt_Amnt	Description
EF086349	20/09/23	03526	Business News	\$750.00	Subscription
EF086349	20/09/23	03526	Paypal Joann	\$1,807.27	Creative Bug Subscription
EF086349	20/09/23	03526	Museumnext	\$521.27	Conference- Digital Collections 2023
EF086349	20/09/23	03526	Flight Centre	\$984.90	National Housing Conference 2023 Brisbane
EF086349	20/09/23	03526	Google	\$9.24	Subscription
EF086349	20/09/23	03526	Local Government Management	\$50.00	Webinar Registration
EF086349	20/09/23	03526	Business Excel	\$1,400.00	Subscription
Credit Card 1008 Total				\$5,644.06	
Credit Card 2977					
EF086351	20/09/23	06342	Facebook	\$1,784.35	Advertising
EF086351	20/09/23	06342	Lawnsweeper	\$3,380.52	Subscription
EF086351	20/09/23	06342	Fully Factory	\$119.12	Device License
EF086351	20/09/23	06342	Campaign Monitor	\$1,373.90	Subscription
EF086351	20/09/23	06342	Microsoft	\$1,647.11	Subscription
EF086351	20/09/23	06342	Adobe	\$40.39	Subscription
EF086351	20/09/23	06342	Paddle Net - Link Checker	\$32.11	Subscription
EF086351	20/09/23	06342	Perth Airport	\$240.00	Security Card
EF086351	20/09/23	06342	Twilio	\$31.41	Subscription
EF086351	20/09/23	06342	News Ltd	\$28.00	Subscription
Credit Card 2977 Total				\$8,676.91	
Credit Card 4739					
EF086352	20/09/23	06409	Dan Murphy	\$561.96	Supplies
EF086352	20/09/23	06409	Google	\$9.24	Subscription
Credit Card 4739 Total				\$571.20	
Credit Card 7996					
EF086350	20/09/23	05121	Aloft Perth	\$39.59	Meals- Meeting
EF086350	20/09/23	05121	Wilson Parking	\$11.14	Parking
EF086350	20/09/23	05121	Cabfare	\$94.08	Taxi-LGCOG Conference July23
EF086350	20/09/23	05121	Woolworths Group	\$42.40	Meals-Conference LGCOG July23
EF086350	20/09/23	05121	Cairns Courtyard Café	\$6.00	Meals-Conference LGCOG July23
Credit Card 7996 Total				\$193.21	
Fuels and Utilities					
EF086148	01/09/23	00042	Alinta Energy	\$14,935.40	Light, Power, Gas
EF086161	01/09/23	01252	Water Corporation	\$17,562.28	Water, Annual & Excess
EF086162	01/09/23	01274	Synergy	\$2,515.85	Light, Power, Gas
EF086165	01/09/23	02422	Connect Call Centre Services	\$844.25	Phone/Internet expenses
EF086185	01/09/23	06424	Telstra Limited	\$11,612.59	Phone/Internet expenses
EF086211	08/09/23	01274	Synergy	\$28,153.50	Light, Power, Gas
EF086217	08/09/23	02471	Western Power	\$3,300.00	Light, Power, Gas
EF086252	08/09/23	06581	Joseph Evans	\$79.58	Fuel, Oil, Additives
EF086288	15/09/23	01252	Water Corporation	\$649.76	Water, Annual & Excess
EF086289	15/09/23	01274	Synergy	\$80,511.02	Light, Power, Gas
EF086295	15/09/23	02631	Ampol - Caltex	\$18,510.86	Fuel, Oil, Additives
EF086299	15/09/23	03592	Steven Harling	\$67.53	Fuel, Oil, Additives
EF086320	15/09/23	06322	Code Research Pty Ltd t/as PWD	\$594.00	Phone/Internet expenses
EF086325	15/09/23	06424	Telstra Limited	\$3,928.90	Phone/Internet expenses
EF086353	22/09/23	00042	Alinta Energy	\$8,382.15	Light, Power, Gas
EF086363	22/09/23	00788	Motorcharge 9141-WEX Australia Fee	\$3.00	Fuel, Oil, Additives
EF086363	22/09/23	00788	Motorcharge 6696-WEX Australia Fee	\$3.00	Fuel, Oil, Additives
EF086363	22/09/23	00788	Motorcharge 6704-WEX Australia Fee	\$3.00	Fuel, Oil, Additives
EF086363	22/09/23	00788	Motorcharge 8476- Liberty Fuels Gosnells	\$385.27	Fuel, Oil, Additives
EF086363	22/09/23	00788	Motorcharge 7988 -7-Eleven Lansdale	\$332.33	Fuel, Oil, Additives
EF086363	22/09/23	00788	Motorcharge 1988-WEX Australia Fee	\$3.00	Fuel, Oil, Additives
EF086363	22/09/23	00788	Motorcharge 6850-WEX Australia Fee	\$3.00	Fuel, Oil, Additives
EF086363	22/09/23	00788	Motorcharge 8105-WEX Australia Fee	\$3.00	Fuel, Oil, Additives
EF086363	22/09/23	00788	Motorcharge 3438-BP Kewdale	\$454.68	Fuel, Oil, Additives
EF086363	22/09/23	00788	Motorcharge 1062-WEX Australia Fee	\$3.00	Fuel, Oil, Additives
EF086363	22/09/23	00788	Motorcharge 7903-BP Canning Vale	\$324.86	Fuel, Oil, Additives
EF086363	22/09/23	00788	Motorcharge 3573-Coles Express Cloverdale	\$186.11	Fuel, Oil, Additives
EF086363	22/09/23	00788	Motorcharge 9738-7-Eleven Balcatta	\$243.96	Fuel, Oil, Additives
EF086363	22/09/23	00788	Motorcharge 1086-Ampol Murdoch	\$225.08	Fuel, Oil, Additives
EF086363	22/09/23	00788	Motorcharge 7463-WEX Australia Fee	\$3.00	Fuel, Oil, Additives
EF086363	22/09/23	00788	Motorcharge 4908-WEX Australia Fee	\$3.00	Fuel, Oil, Additives
EF086363	22/09/23	00788	Motorcharge 6844-WEX Australia Fee	\$3.00	Fuel, Oil, Additives
EF086363	22/09/23	00788	Motorcharge 4538-7-Eleven Bassendean	\$122.38	Fuel, Oil, Additives
EF086363	22/09/23	00788	Motorcharge 3516-BP Express Carlisle	\$656.65	Fuel, Oil, Additives
EF086363	22/09/23	00788	Motorcharge 5651-Ampol Mundaring	\$500.24	Fuel, Oil, Additives
EF086363	22/09/23	00788	Motorcharge 0318-Coles Express Cloverdale	\$877.88	Fuel, Oil, Additives
EF086363	22/09/23	00788	Motorcharge 3660-Ampol Applecross	\$201.74	Fuel, Oil, Additives
EF086363	22/09/23	00788	Motorcharge 9034-WEX Australia Fee	\$3.00	Fuel, Oil, Additives
EF086363	22/09/23	00788	Motorcharge 5341-WEX Australia Fee	\$3.00	Fuel, Oil, Additives
EF086363	22/09/23	00788	Motorcharge 5015-Ampol Forrest Hwy East	\$472.21	Fuel, Oil, Additives
EF086363	22/09/23	00788	Motorcharge 9388-Ampol Willetton	\$363.43	Fuel, Oil, Additives
EF086363	22/09/23	00788	Motorcharge 6760-Vibe Nollamara	\$280.44	Fuel, Oil, Additives
EF086363	22/09/23	00788	Motorcharge 3615-Coles Express Cloverdale	\$253.83	Fuel, Oil, Additives

Attachment 12.8.1 September 2023 payments

Pmnt_Ref	Date	CR_Code	Supplier	Pmnt_Amnt	Description
EF086239	08/09/23	06084	Asphalttech Pty Ltd	\$1,756.09	Road/Drainage Material-Asphalt
EF086272	15/09/23	00203	BOC Gases Australia Ltd	\$146.25	Welding Equipment/Supplies
EF086274	15/09/23	00231	Bunnings Group Ltd	\$81.59	Hardware
EF086276	15/09/23	00317	Coles Supermarkets Aust Pty Ltd	\$682.11	Groceries
EF086281	15/09/23	00883	The Perth Mint	\$387.75	Badges & Pendants-Citizenship Coins
EF086283	15/09/23	00986	Reface Industries Pty Ltd	\$6,160.00	Subscriptions
EF086284	15/09/23	01073	Spotlight Pty Ltd	\$96.75	Craft/Display Materials
EF086291	15/09/23	01547	Big W	\$84.50	Craft/Display Materials
EF086300	15/09/23	03660	Safe T Card Australia Pty Ltd	\$46.20	Safety Clothing/Equipment
EF086308	15/09/23	04394	JB Hi-Fi Belmont Forum - Library purchases	\$621.45	Books/CDs/DVDs
EF086310	15/09/23	04491	Woolworths Group - Functions/Catering only	\$87.70	Groceries
EF086312	15/09/23	05011	Bullet Produce (was WA Fresh)	\$398.50	Groceries
EF086323	15/09/23	06385	Belmont Liquor Store (Cellarbrations at Belmont)	\$165.00	Beverages
EF086355	22/09/23	00220	Burswood Trophies	\$110.00	Badges & Pendants
EF086356	22/09/23	00231	Bunnings Group Ltd	\$106.34	Hardware
EF086361	22/09/23	00634	Johns Building Supplies Pty Ltd	\$131.36	Building Material
EF086362	22/09/23	00697	Nutrien AG Solutions Ltd	\$940.50	Gardening - Plants/Supplies
EF086364	22/09/23	00832	Officeworks	\$943.50	Stationery & Printing
EF086365	22/09/23	00967	Red Dot Stores - Belmont	\$99.00	Craft/Display Materials
EF086367	22/09/23	01031	Brady Australia Pty Ltd T/As Seton Australia	\$531.84	Safety Clothing/Equipment
EF086368	22/09/23	01115	All Foods Belmont IGA Belvidere Street	\$633.60	Groceries
EF086373	22/09/23	01906	Frazzcon Enterprises	\$2,406.97	Signs-Street Sign Maintenance
EF086379	22/09/23	02498	City of South Perth	\$3,289.00	Books/CDs/DVDs
EF086380	22/09/23	02570	Prime Trophies	\$561.50	Badges & Pendants
EF086383	22/09/23	02862	James Bennett Pty Ltd	\$320.36	Books/CDs/DVDs
EF086393	22/09/23	04394	JB Hi-Fi Belmont Forum - Library purchases	\$36.98	Books/CDs/DVDs
EF086395	22/09/23	04491	Woolworths Group - Functions/Catering only	\$28.18	Groceries
EF086398	22/09/23	05011	Bullet Produce (was WA Fresh)	\$398.50	Groceries
EF086399	22/09/23	05082	Accidental Health and Safety Perth	\$3,720.69	Medical/First Aid Supplies
EF086401	22/09/23	05432	Bloomin Boxes	\$75.00	Flowers
EF086407	22/09/23	05966	Light Application Pty Ltd	\$555.50	Lights & Light Fittings
EF086431	28/09/23	00009	Cafe Corporate	\$1,045.95	Groceries
EF086433	28/09/23	00132	Bolinda Publishing Pty Ltd	\$60.78	Books/CDs/DVDs
EF086435	28/09/23	00162	ExBo Visual - Bokay Signage	\$359.76	Signs
EF086436	28/09/23	00185	Benara Nurseries	\$79,703.95	Gardening - Assorted Tress
EF086437	28/09/23	00203	BOC Gases Australia Ltd	\$139.57	Welding Equipment/Supplies
EF086439	28/09/23	00231	Bunnings Group Ltd	\$393.54	Hardware
EF086440	28/09/23	00233	Bunzl Limited	\$4,060.73	Cleaning Products
EF086443	28/09/23	00278	Chefmaster Australia	\$551.98	Cleaning Products
EF086447	28/09/23	00317	Coles Supermarkets Aust Pty Ltd	\$681.63	Groceries
EF086450	28/09/23	00406	Domus Nursery	\$921.70	Gardening - Assorted Plants
EF086452	28/09/23	00414	Dulux Australia	\$1,761.31	Paint & Accessories
EF086453	28/09/23	00425	EBSCO Australia	\$5,699.10	Books/CDs/DVDs
EF086480	28/09/23	01206	Access Icon Pty Ltd t/a Cascada	\$992.20	Concrete Products
EF086485	28/09/23	01265	Westbooks	\$148.71	Books/CDs/DVDs
EF086486	28/09/23	01325	Poolegrave Signs and Engraving	\$330.00	Signs
EF086488	28/09/23	01398	Winc Australia Pty Ltd	\$2,609.27	Stationery & Printing
EF086496	28/09/23	01570	Blackwoods	\$2,450.46	Hardware
EF086503	28/09/23	02021	RSEA Pty Ltd	\$170.98	Safety Clothing/Equipment
EF086508	28/09/23	02088	Lock Stock & Farrell Locksmith	\$434.00	Hardware
EF086510	28/09/23	02201	Neverfail Springwater Limited	\$29.90	Beverages
EF086513	28/09/23	02320	Ambius Indoor Plants	\$527.91	Gardening - Plants/Supplies
EF086527	28/09/23	02922	United Fasteners	\$172.70	Hardware
EF086529	28/09/23	02946	Asphalt in a Bag	\$1,787.50	Road/Drainage Material-Asphalt
EF086530	28/09/23	03144	COS Complete Office Supplies Pty Ltd	\$1,198.69	Stationery & Printing
EF086532	28/09/23	03401	Signwave Belmont	\$1,797.47	Signs-Art Awards Panels Printing
EF086539	28/09/23	03630	Direct Trades Supply Pty Ltd	\$835.00	Hardware
EF086542	28/09/23	03856	SEM Distribution - newspaper delivery	\$291.52	Publications/Newspapers
EF086545	28/09/23	04053	Totally Workwear TWW	\$2,218.67	Safety Clothing/Equipment
EF086549	28/09/23	04145	T J Depiazzi and Sons	\$17,772.32	Gardening - Plants/Supplies
EF086556	28/09/23	04543	Leda Security Products	\$1,410.42	Bike Repair Station Maintenance
EF086561	28/09/23	04759	StrataGreen	\$1,787.50	Gardening - Plants/Supplies
EF086562	28/09/23	04763	Merchandising Libraries Pty Ltd	\$240.20	Books/CDs/DVDs
EF086565	28/09/23	04996	Signman	\$799.15	Signs
EF086566	28/09/23	05011	Bullet Produce (was WA Fresh)	\$867.00	Groceries
EF086567	28/09/23	05055	Statewide Cleaning Supplies	\$398.77	Cleaning Products
EF086577	28/09/23	05432	Bloomin Boxes	\$75.00	Flowers
EF086578	28/09/23	05465	QBD Books	\$45.00	Books/CDs/DVDs
EF086583	28/09/23	05701	Bing Technologies Pty Ltd	\$9.72	Stationery & Printing
EF086586	28/09/23	05770	Kwik Kopy Perth CBD	\$659.79	Stationery & Printing
EF086592	28/09/23	05992	Corsign WA	\$1,763.96	Signs
EF086594	28/09/23	06084	Asphalttech Pty Ltd	\$90,598.27	Road/Drainage Material- COB, Various Locations
EF086604	28/09/23	06288	Perth Materials Blowing Pty Ltd	\$3,395.70	Maintenance of Natural Areas COB
EF086629	28/09/23	06600	Hi-Fi Press & Print	\$325.00	Stationery & Printing
EF086636	28/09/23	06643	Fox and Rabbit Premium Flowers Pty Ltd	\$3,060.00	Flowers-Mayoral Dinner

Attachment 12.8.1 September 2023 payments

Pmnt_Ref	Date	CR_Code	Supplier	Pmnt_Amnt	Description
Materials Total				\$289,988.97	
Other					
EF086192	01/09/23	99998	Blackburne Property Group	\$312.15	Duplicate Installment Refund
EF086193	01/09/23	99998	Blackburne Property Group	\$312.15	Duplicate Installment Refund
EF086194	01/09/23	99998	Alpha Conveyancing	\$386.75	Rates Refund
EF086196	07/09/23	02377	Faulkner Park Board Management	\$68,154.99	Faulkner Park Board Management Monthly & Additional Contribution
EF086200	08/09/23	00337	Constable Care Child Safety Foundation Inc	\$47,157.00	MoU Community Champion Partnership 2023/2024
EF086202	08/09/23	00530	Natasha Griggs	\$360.00	Membership Fee
EF086221	08/09/23	03393	Cloverdale Comets Diamond Sports Association	\$150.00	Donation-CoB Multisports - Facilitate Teeball
EF086228	08/09/23	04965	Customers of SirsiDynix Australasia Inc (COA)	\$149.00	Membership Fee
EF086233	08/09/23	05400	Lisa Bretnall	\$41.14	Staff Reimbursement
EF086240	08/09/23	06088	Valued Lives Foundation	\$5,500.00	Community Contribution Fund
EF086255	08/09/23	06616	Megan Corfield	\$309.00	Staff Reimbursement
EF086256	08/09/23	99998	MOD Property Group	\$65.92	Rates Refund
EF086257	08/09/23	99998	Walter John Greenwell	\$194.32	Vendor Pension Rebate
EF086258	08/09/23	99998	Austpro Properties	\$371.25	Rates Refund
EF086259	08/09/23	99998	Myriam Ali Moussa	\$123.30	Application Refund
EF086260	08/09/23	99998	Chris Henwood	\$61.65	Application Refund
EF086261	08/09/23	99998	Ford Family Building Company	\$630.20	Application Refund
EF086262	08/09/23	99998	Samual Bezant	\$61.65	Application Refund
EF086263	08/09/23	99998	Stefano Boccaletti	\$524.09	Vendor Pension Rebate
EF086264	08/09/23	99998	Soheir Khalil-Kaldas	\$683.20	Vendor Pension Rebate
EF086265	08/09/23	99998	Bunjai Brooker	\$171.65	Vendor Pension Rebate
EF086275	15/09/23	00296	City of Gosnells	\$7,150.00	Switch Your Thinking Membership
EF086280	15/09/23	00793	LGIS Insurance Broking - JLT	\$21,405.99	OSH Contracts - Strategic OSH Contract
EF086286	15/09/23	01190	Town of Victoria Park	\$59,337.08	Rates 2023/2024 Operation Centre
EF086287	15/09/23	01196	Rivervale Primary School (was Tranby Primary)	\$300.00	Donation
EF086293	15/09/23	02366	Jacaranda Community Centre Inc	\$5,000.00	CCF Grant for Multicultural Womens Fellowship
EF086298	15/09/23	03071	Department of Transport - Vehicle Owner Searches	\$473.05	Vehicle Ownership Searches
EF086341	15/09/23	06553	Darren Trengove	\$98.85	Staff Reimbursement
EF086336	15/09/23	06634	AELERT C/- Department of Climate Change, Energy, The	\$1,500.00	Subscription
EF086337	15/09/23	99998	Mod Property Group	\$2,174.14	Rates Refund
EF086338	15/09/23	99998	Magdalena Flajt	\$552.18	Vendor Pension Rebate
EF086339	15/09/23	99998	Leon Rehl	\$400.00	National Sporting Donation
EF086340	15/09/23	99998	Rocorp Construction	\$295.00	Application Refund
EF086345	15/09/23	99998	Maurice Kwok Kay & Thao Than Cheuk	\$6,516.58	Rates Refund
EF086346	15/09/23	99998	Rita Francis	\$88.78	Vendor Pension Rebate
EF086347	19/09/23	01236	Department of Fire and Emergency Services	\$2,815,296.87	Emergency Services Levy
EF086357	22/09/23	00285	City of Armadale	\$354.94	Printing Services
788869	22/09/23	00894	Petty Cash - Operations Centre Stores	\$62.20	Petty Cash Recoup
EF086386	22/09/23	03595	Ascot Eagles Junior Cricket Club Inc	\$150.00	Community Contribution Fund
EF086426	22/09/23	99998	Think Pink	\$290.70	Rates Refund
EF086427	22/09/23	99998	Southern Cross Care	\$58.59	Rates Refund
EF086428	22/09/23	99998	Chritian Adult Education Assiatance	\$2,334.13	Rates Refund
EF086429	22/09/23	99998	BW Blackhouse	\$1,557.94	Rates Refund
EF086434	28/09/23	00140	Australian Library & Information Association	\$490.00	Membership Fee
EF086441	28/09/23	00242	Cabcharge Australia Pty Ltd	\$45.20	Taxi Fares
EF086458	28/09/23	00610	ID Consulting Pty Ltd	\$14,399.00	Subscription
EF086634	28/09/23	06613	Host Tel	\$2,515.50	State Emergency Services Expense
EF086638	28/09/23	99998	Dorothy Lennox	\$636.40	Vendor Pension Rebate
EF086639	28/09/23	99998	Rodney Waddington	\$664.48	Vendor Pension Rebate
EF086640	28/09/23	99998	Stephen & Yvonne Stanley	\$795.50	Vendor Pension Rebate
EF086641	28/09/23	99998	Vilma Winifred Zechariah	\$604.87	Vendor Pension Rebate
EF086642	28/09/23	99998	Peter G & Kirsten J Mcclay	\$312.50	Rates Refund
Other Total				\$3,071,579.88	
Property, Plant & Equipment					
EF086243	08/09/23	06400	4Park Pty Ltd T/A Forpark Australia	\$27.50	Playground Equipment
EF086318	15/09/23	05962	Active Discovery	\$121,110.00	Outdoor Exercise Equipment- Redcliffe Park
EF086375	22/09/23	02090	Woodlands Distributors & Agencies	\$6,178.79	Drink Station
EF086448	28/09/23	00377	Dell Australia Pty Ltd	\$124,659.70	Cloud Endpoint Renewal & Support
EF086507	28/09/23	02071	DS Agencies Pty Ltd	\$3,888.50	Street Furniture
EF086534	28/09/23	03424	The Chair Doctor WA Pty Ltd	\$607.00	Office Furniture
EF086585	28/09/23	05766	PPC Practical Peripherals Corp Pty Ltd	\$523.27	Computer Hardware
EF086615	28/09/23	06449	Civic Settlements	\$6,600.00	Civic Settlement Fee
Property, Plant & Equipment Total				\$263,594.76	
Salaries/Wages					
EF086189	01/09/23	99952	Child Support Agency	\$1,509.85	Salaries/Wages
EF086190	01/09/23	99954	City of Belmont Social Club	\$690.00	Salaries/Wages
EF086191	01/09/23	99962	LGRCEU - WA Shire Councils Union	\$143.00	Salaries/Wages
EF086195	05/09/23	99971	SuperChoice	\$234,886.93	Superannuation Contribution
WG060923	07/09/23	COB	City of Belmont Payroll	\$129,194.05	Salaries/Wages
SL140923	14/09/23	COB	City of Belmont Payroll	\$657,277.82	Salaries/Wages
EF086342	15/09/23	99952	Child Support Agency	\$1,173.39	Salaries/Wages
EF086343	15/09/23	99954	City of Belmont Social Club	\$355.00	Salaries/Wages

Attachment 12.8.1 September 2023 payments

Pmnt_Ref	Date	CR_Code	Supplier	Pmnt_Amnt	Description
EF086344	15/09/23	99962	LGRCEU - WA Shire Councils Union	\$132.00	Salaries/Wages
EF086348	19/09/23	99971	SuperChoice	\$129,793.49	Superannuation Contribution
WG150923	21/09/23	COB	City of Belmont Payroll	\$132,851.77	Salaries/Wages
WG270923	27/09/23	COB	City of Belmont Payroll	\$2,404.52	Salaries/Wages
SL280923	28/09/23	COB	City of Belmont Payroll	\$650,739.97	Salaries/Wages
			Salaries/Wages Total	\$1,941,151.79	
Training and Conferences					
EF086160	01/09/23	01240	WA Local Government Association	\$638.00	Training
EF086203	08/09/23	00571	Melissa Stretch	\$967.53	Conference Expenses
EF086204	08/09/23	00602	Local Government Professionals Australia WA	\$2,360.00	Conference Expenses
EF086207	08/09/23	00953	Planning Institute of Australia Limited	\$1,005.00	Training
EF086208	08/09/23	01178	Kelyn Training Services	\$1,150.00	Training
EF086213	08/09/23	01854	Melanie Watts	\$901.90	Conference Expenses
EF086241	08/09/23	06331	Mathew Smith	\$1,091.81	Conference Expenses
EF086254	08/09/23	06606	Karratha Central Apartments	\$400.00	Conference Expenses
EF086270	15/09/23	00108	Australian Institute of Building Surveyors	\$154.00	Training
EF086282	15/09/23	00953	Planning Institute of Australia Limited	\$420.00	Training
EF086334	15/09/23	06603	Total Training Group	\$750.00	Training
EF086369	22/09/23	01240	WA Local Government Association	\$85.50	Training
EF086412	22/09/23	06309	Anthea Bird	\$1,144.51	Staff Reimbursement-Conference Expense
EF086430	28/09/23	01197	Helloworld Travel Belmont WA	\$1,500.00	Sister City Expense
EF086491	28/09/23	01413	Parks & Leisure Australia	\$297.00	Conference Expenses
EF086497	28/09/23	01605	ATM Australian Training Management	\$750.00	Training
EF086628	28/09/23	06595	Helen Karageorgiou	\$195.17	Staff Reimbursement
			Training and Conferences Total	\$13,810.42	
MUNI Total				\$8,512,771.26	
Trust Funds					
EF086266	12/09/23	150748	Building and Construction Industry Training Fund	\$1,357.00	Building and Construction Industry Training Fund
EF086267	12/09/23	154102	Building and Energy - Building Services Levy	\$29,180.83	Building and Energy - Building Services Levy
EF086268	12/09/23	164040	Department of Planning DAP fees	\$10,956.00	Department of Planning DAP fees
			Trust Funds Total	\$41,493.83	
TRUST Total				\$41,493.83	
Grand Total				\$8,554,265.09	
				\$8,554,265.09	
			Breakdown - Cheques :	\$286.75	
			EFT :	\$8,553,978.34	

12.9 Monthly Financial Report for September 2023

Voting Requirement	:	Simple Majority
Subject Index	:	32//009 Financial Operating Statements
Location/Property Index	:	N/A
Application Index	:	N/A
Disclosure of any Interest	:	N/A
Previous Items	:	N/A
Applicant	:	N/A
Owner	:	N/A
Responsible Division	:	Corporate and Governance

Council role

Executive The substantial direction setting and oversight role of the Council eg adopting plans and reports, accepting tenders, directing operations, setting and amending budgets.

Purpose of report

To provide Council with relevant monthly financial information for the 2022-2023 financial year.

Summary and key issues

The following report includes a concise list of material variances for the month ending 30 September 2023.

Officer Recommendation

That the Monthly Financial Reports as at 30 September 2023 as included in Attachment 12.9.1 be received.

Location

Not applicable.

Consultation

There has been no specific consultation undertaken in respect to this matter.

Strategic Community Plan implications

In accordance with the 2020 – 2040 Strategic Community Plan:

Goal 5: Responsible Belmont

Strategy: 5.2 Manage the City's assets and financial resources in a responsible manner and provide the best possible services for the community.

Policy implications

There are no policy implications associated with this report.

Statutory environment

Section 6.4 of the *Local Government Act 1995* in conjunction with Regulations 34 (1) of the *Local Government (Financial Management) Regulations 1996* requires monthly financial reports to be presented to Council.

Regulation 34(1) requires a monthly Statement of Financial Activity reporting on revenue and expenditure.

Regulation 34(5) determines the mechanism required to ascertain the definition of material variances which are required to be reported to Council as a part of the monthly report. It also requires Council to adopt a “percentage or value” for what it will consider to be material variances on an annual basis.

Background

Local Government (Financial Management) Regulations 1996 prescribe that a Local Government is to prepare each month a Statement of Financial Activity.

Regulation 34(2) requires the Statement of Financial Activity to be accompanied by documents containing:

1. Explanation for each material variance identified between year to date budgets and actuals
2. Any other supporting information considered relevant by the Local Government.

Local Government (Financial Management) Regulations 1996 - Regulation 34 (5) states “Each financial year, a Local Government is to adopt a percentage or value, calculated in accordance with the Australian Accounting Standards, to be used in statements of financial activity for reporting material variances.”

This regulation requires Council to annually set a materiality threshold for the purpose of disclosing budget variances within monthly financial reporting.

The materiality threshold has been set by Council at \$100,000 for the 2023-2024 financial year.

Report

At the June 2023 Ordinary Council Meeting, Council adopted the materiality threshold for the 2023-2024 financial year as \$100,000. The below table provides a summary of significant variances based on this materiality threshold. The detailed financial activity report is included at Attachment 12.9.1.

Report Section	Budget YTD	Actual YTD	Report Comments
Operating Activities			
Revenue from operating activities (excluding rates)			
Operating grants, subsidies and contributions			
Works	172,345	14,940	Better Bins grant funding yet to be received
Economic & Community Development	58,500	(263,210)	Reversal of income accrued in FY23 for Orana and Gabriel Independent Living Units. Actual entry pending receipt of audited financial statements.
Fees and charges			
Safer Communities	158,250	340,545	Higher than anticipated income as a result of increased Ranger enforcement, increased Building Compliance pool levy fees and Health registration fees
Interest earnings			
Finance	795,911	1,466,490	Increased interest resulting from higher interest rates on investments and increased balances at beginning of the financial year
Expenditure from operating activities			
Employee costs			
Governance, Strategy & Risk	(645,432)	(532,105)	Salaries are below budget due to vacancies which are currently being recruited by the City
Works	(552,527)	(445,180)	
Design, Assets & Development	(507,255)	(352,775)	
Parks, Leisure & Environment	(983,084)	(808,889)	

Report Section	Budget YTD	Actual YTD	Report Comments
Safer Communities	(926,274)	(771,249)	
Economic & Community Development	(397,998)	(290,613)	
Materials and contracts			
Information Technology	(521,042)	(1,074,450)	Prepayment of TechOne and Pathway licencing fees
Works	(2,981,991)	(966,914)	Variation of FOGO implementation and other sanitation costs due to new contract and schedule
Design, Assets & Development	(172,699)	(43,547)	Delay in progression of Asset Management projects
Parks, Leisure & Environment	(1,688,446)	(1,170,972)	Turf renovation program behind schedule due to weather conditions
City Facilities & Property	(626,571)	(525,930)	Costs associated with repairs following Hub fire (costs to be reimbursed via insurance)
Economic & Community Development	(602,492)	(257,971)	Delay in progression of various programs
Investing Activities			
Non-operating grants, subsidies and contributions			
Works	900,447	108,902	Roads to Recovery and MRWA funding to be rescheduled
Parks, Leisure & Environment	Nil	443,722	External grant funding from various State Government organisations as part of contributions to foreshore project schedule
Payments for property, plant and equipment			
Information Technology	Nil	(214,328)	Purchase of photocopiers not delivered in FY23 (carry forward surplus funded)
Works	(1,465)	(150,296)	Late delivery of Arbor Truck to be funded from reserve (reserve funded)
Design, Assets & Development	Nil	(235,515)	Late delivery of four vehicles not delivered in FY23 (reserve funded)
City Facilities & Property	(115,700)	(7,832)	Progress payment for purchase of new chiller not yet claimed by contractor
Payments for construction of infrastructure			
Works	(162,599)	(334,718)	Drainage projects not completed in FY23 (carry forward surplus funded)

Report Section	Budget YTD	Actual YTD	Report Comments
City Projects	(1,011,368)	(105,300)	Bilya Kard Boodja lookout pending DBCA approval prior to progressing to Tender. Other projects behind schedule
Parks, Leisure & Environment	(647,152)	(983,983)	Various Irrigation projects to be finalised (carry forward surplus funded)
Financing Activities			
Amount raised from general rates	42,186,642	56,302,830	Airport rates billed in September but budgeted in November

Financial implications

The presentation of these reports to Council ensures compliance with the *Local Government Act 1995* and associated Regulations, and also ensures that Council is regularly informed as to the status of its financial position.

Environmental implications

There are no environmental implications associated with this report.

Social implications

There are no social implications associated with this report.

Attachment details

Attachment No and title
1. Monthly Financial Report - September [12.9.1 - 11 pages]

CITY OF BELMONT
MONTHLY FINANCIAL REPORT
For the period ended 30 September 2023

LOCAL GOVERNMENT ACT 1995
LOCAL GOVERNMENT (FINANCIAL MANAGEMENT) REGULATIONS 1996

TABLE OF CONTENTS

Statements required by regulation

Statement of Financial Activity	2
Statement of Financial Position	3
Note 1 Basis of Preparation	4
Note 2 Statement of Financial Activity Information	5
Note 3 Explanation of Material Variances	6

Attachment 12.9.1 Monthly Financial Report - September

CITY OF BELMONT STATEMENT OF FINANCIAL ACTIVITY FOR THE PERIOD ENDED 30 SEPTEMBER 2023

	Amended Budget Estimates (a) \$	YTD Budget Estimates (b) \$	YTD Actual (c) \$	Variance* \$ (c) - (b)	Variance* % ((c) - (b))/(b)	Var.	
OPERATING ACTIVITIES							
Revenue from operating activities							
Rates	56,523,628	42,186,642	56,302,830	14,116,188	33.46%	▲	
Grants, subsidies and contributions	1,352,213	390,528	(148,805)	(539,333)	(138.10%)	▼	
Fees and charges	9,427,966	7,309,361	7,706,056	396,695	5.43%	▲	
Interest revenue	3,216,102	795,911	1,466,492	670,581	84.25%	▲	
Other revenue	652,442	174,084	227,678	53,594	30.79%		
Profit on asset disposals	145,298	0	0	0	0.00%		
	71,317,649	50,856,526	65,554,251	14,697,725	28.90%		
Expenditure from operating activities							
Employee costs	(27,827,054)	(7,524,465)	(6,560,260)	964,205	12.81%	▲	
Materials and contracts	(31,435,088)	(8,465,592)	(5,755,816)	2,709,776	32.01%	▲	
Utility charges	(1,734,423)	(331,310)	(339,520)	(8,210)	(2.48%)		
Depreciation	(11,400,000)	(2,849,999)	(2,850,000)	(1)	(0.00%)		
Finance costs	(544,195)	0	0	0	0.00%		
Insurance	(853,263)	(853,263)	(243,135)	610,128	71.51%	▲	
Other expenditure	(1,387,515)	(377,836)	(563,121)	(185,285)	(49.04%)	▼	
	(75,181,538)	(20,402,465)	(16,311,852)	4,090,613	20.05%		
Non-cash amounts excluded from operating activities	Note 2(b)	11,319,524	2,849,999	2,829,755	(20,244)	(0.71%)	
Amount attributable to operating activities	7,455,635	33,304,060	52,072,154	18,768,094	56.35%		
INVESTING ACTIVITIES							
Inflows from investing activities							
Proceeds from capital grants, subsidies and contributions	2,152,794	915,447	562,080	(353,367)	(38.60%)	▼	
Proceeds from disposal of assets	1,083,340	0	0	0	0.00%		
	3,236,134	915,447	562,080	(353,367)	(38.60%)		
Outflows from investing activities							
Payments for property, plant and equipment	2	(4,482,040)	(233,440)	(610,829)	(377,389)	(161.66%)	▼
Payments for construction of infrastructure	2	(9,482,917)	(1,215,354)	(1,413,871)	(198,517)	(16.33%)	▼
Amount attributable to investing activities		(10,728,823)	(533,347)	(1,462,620)	(929,273)	(174.23%)	
FINANCING ACTIVITIES							
Inflows from financing activities							
Transfer from reserves	1	3,781,575	0	0	0	0.00%	
		3,781,575	0	0	0	0.00%	
Outflows from financing activities							
Repayment of borrowings		(618,110)	0	0	0	0.00%	
Payments for principal portion of lease liabilities		(67,308)	0	0	0	0.00%	
Transfer to reserves	1	(6,956,761)	0	0	0	0.00%	
		(7,642,179)	0	0	0	0.00%	
Amount attributable to financing activities		(3,860,604)	0	0	0	0.00%	
MOVEMENT IN SURPLUS OR DEFICIT							
Surplus or deficit at the start of the financial year		7,559,492	7,559,492	2,070,000	(5,489,492)	(72.62%)	▼
Amount attributable to operating activities		7,455,635	33,304,060	52,072,154	18,768,094	56.35%	▲
Amount attributable to investing activities		(10,728,823)	(533,347)	(1,462,620)	(929,273)	(174.23%)	▼
Amount attributable to financing activities		(3,860,604)	0	0	0	0.00%	
Surplus or deficit after imposition of general rates		425,700	40,330,205	52,679,534	12,349,329	30.62%	▲

KEY INFORMATION

▲ ▼ Indicates a variance between Year to Date (YTD) Budget and YTD Actual data as per the adopted materiality threshold.

* Refer to Note 3 for an explanation of the reasons for the variance.

This statement is to be read in conjunction with the accompanying Financial Statements and Notes.

Attachment 12.9.1 Monthly Financial Report - September

**CITY OF BELMONT
STATEMENT OF FINANCIAL POSITION
FOR THE PERIOD ENDED 30 SEPTEMBER 2023**

	Supplementary Information	30 June 2023	30 September 2023
		\$	\$
CURRENT ASSETS			
Cash and cash equivalents		12,671,468	20,215,863
Trade and other receivables		24,573,211	56,638,916
Other financial assets		33,253,360	47,134,654
Inventories		246,770	261,957
Other assets		2,533,328	1,653,893
TOTAL CURRENT ASSETS		73,278,137	125,905,283
NON-CURRENT ASSETS			
Trade and other receivables		457,172	436,927
Other financial assets		31,226,126	31,226,126
Property, plant and equipment		343,596,968	344,127,080
Infrastructure		291,645,811	290,228,644
Right-of-use assets		281,963	281,963
Intangible assets		145,828	145,828
TOTAL NON-CURRENT ASSETS		667,353,868	666,446,568
TOTAL ASSETS		740,632,005	792,351,851
CURRENT LIABILITIES			
Trade and other payables		5,743,434	2,037,983
Other liabilities		1,496,206	7,235,070
Lease liabilities		118,561	118,561
Borrowings		618,110	618,110
Employee related provisions		4,428,402	4,416,143
TOTAL CURRENT LIABILITIES		12,404,713	14,425,867
NON-CURRENT LIABILITIES			
Other liabilities		169,431	62,747
Lease liabilities		163,402	163,402
Borrowings		11,618,252	11,618,252
Employee related provisions		366,690	366,690
TOTAL NON-CURRENT LIABILITIES		12,317,775	12,211,091
TOTAL LIABILITIES		24,722,488	26,636,958
NET ASSETS		715,909,517	765,714,893
EQUITY			
Retained surplus		202,403,639	252,209,015
Reserve accounts	1	61,681,383	61,681,383
Revaluation surplus		451,824,495	451,824,495
TOTAL EQUITY		715,909,517	765,714,893

This statement is to be read in conjunction with the accompanying notes.

NOTES TO THE STATEMENT OF FINANCIAL ACTIVITY FOR THE PERIOD ENDED 30 SEPTEMBER 2023

1 BASIS OF PREPARATION AND SIGNIFICANT ACCOUNTING POLICIES

BASIS OF PREPARATION

This prescribed financial report has been prepared in accordance with the *Local Government Act 1995* and accompanying regulations.

Local Government Act 1995 requirements

Section 6.4(2) of the *Local Government Act 1995* read with the *Local Government (Financial Management) Regulations 1996*, prescribe that the financial report be prepared in accordance with the *Local Government Act 1995* and, to the extent that they are not inconsistent with the Act, the Australian Accounting Standards. The Australian Accounting Standards (as they apply to local governments and not-for-profit entities) and Interpretations of the Australian Accounting Standards Board were applied where no inconsistencies exist.

The *Local Government (Financial Management) Regulations 1996* specify that vested land is a right-of-use asset to be measured at cost, and is considered a zero cost concessionary lease. All right-of-use assets under zero cost concessionary leases are measured at zero cost rather than at fair value, except for vested improvements on concessionary land leases such as roads, buildings or other infrastructure which continue to be reported at fair value, as opposed to the vested land which is measured at zero cost. The measurement of vested improvements at fair value is a departure from AASB 16 which would have required the City to measure any vested improvements at zero cost.

Local Government (Financial Management) Regulations 1996, regulation 34 prescribes contents of the financial report. Supporting information does not form part of the financial report.

Accounting policies which have been adopted in the preparation of this financial report have been consistently applied unless stated otherwise. Except for cash flow and rate setting information, the financial report has been prepared on the accrual basis and is based on historical costs, modified, where applicable, by the measurement at fair value of selected non-current assets, financial assets and liabilities.

THE LOCAL GOVERNMENT REPORTING ENTITY

All funds through which the City controls resources to carry on its functions have been included in the financial statements forming part of this financial report.

All monies held in the Trust Fund are excluded from the financial statements.

Judgements and estimates

The preparation of a financial report in conformity with Australian Accounting Standards requires management to make judgements, estimates and assumptions that effect the application of policies and reported amounts of assets and liabilities, income and expenses.

The estimates and associated assumptions are based on historical experience and various other factors believed to be reasonable under the circumstances; the results of which form the basis of making the judgements about carrying values of assets and liabilities that are not readily apparent from other sources. Actual results may differ from these estimates.

The balances, transactions and disclosures impacted by accounting estimates are as follows:

- estimated fair value of certain financial assets
- impairment of financial assets
- estimation of fair values of land and buildings, infrastructure and investment property
- estimation uncertainties made in relation to lease accounting
- estimated useful life of intangible assets

SIGNIFICANT ACCOUNTING POLICIES

Significant accounting policies utilised in the preparation of these statements are as described within the 2023-24 Annual Budget. Please refer to the adopted budget document for details of these policies.

PREPARATION TIMING AND REVIEW

Date prepared: All known transactions up to 30 September 2023

Attachment 12.9.1 Monthly Financial Report - September

CITY OF BELMONT NOTES TO THE STATEMENT OF FINANCIAL ACTIVITY FOR THE PERIOD ENDED 30 SEPTEMBER 2023

2 STATEMENT OF FINANCIAL ACTIVITY INFORMATION

	Amended Budget Opening	Last Year Closing	Year to Date	
(a) Net current assets used in the Statement of Financial Activity	Note	30 June 2023	30 June 2023	30 September 2023
Current assets		\$	\$	\$
Cash and cash equivalents		11,451,932	12,671,468	20,215,863
Trade and other receivables		1,717,407	24,573,211	56,638,916
Other financial assets		39,012,440	33,253,360	47,134,654
Inventories		177,335	246,770	261,957
Other assets		336,836	2,533,328	1,653,893
		<u>52,695,950</u>	<u>73,278,137</u>	<u>125,905,283</u>
Less: current liabilities				
Trade and other payables		(5,539,964)	(5,743,434)	(2,037,983)
Other liabilities		(969,598)	(1,496,206)	(7,235,070)
Lease liabilities		(58,056)	(118,561)	(118,561)
Borrowings		(641,884)	(618,110)	(618,110)
Employee related provisions		(4,542,090)	(4,428,402)	(4,416,143)
Other provisions		(102,912)	0	0
		<u>(11,854,504)</u>	<u>(12,404,713)</u>	<u>(14,425,867)</u>
Net current assets		40,841,446	60,873,424	111,479,416
Less: Total adjustments to net current assets	2(c)	(40,341,446)	(58,803,424)	(58,799,882)
Closing funding surplus / (deficit)		500,000	2,070,000	52,679,534

(b) Non-cash amounts excluded from operating activities

The following non-cash revenue and expenditure has been excluded from operating activities within the Statement of Financial Activity in accordance with *Financial Management Regulation 32*.

Non-cash amounts excluded from operating activities	Amended Budget	YTD Budget (a)	YTD Actual (b)
	\$	\$	\$
Adjustments to operating activities			
Less: Profit on asset disposals	(145,298)	0	0
Add: Depreciation	11,400,000	2,849,999	2,850,000
Movement in non-current employee provisions	64,822	0	0
- Pensioner deferred rates	0	0	(20,245)
Total non-cash amounts excluded from operating activities	11,319,524	2,849,999	2,829,755

(c) Current assets and liabilities excluded from budgeted deficiency

The following current assets and liabilities have been excluded from the net current assets used in the Statement of Financial Activity in accordance with *Financial Management Regulation 32* to agree to the surplus/(deficit) after imposition of general rates.

	Amended Budget Opening	Last Year Closing	Year to Date
	30 June 2023	30 June 2023	30 September 2023
	\$	\$	\$
Adjustments to net current assets			
Less: Reserve accounts	(44,568,885)	(61,681,383)	(61,677,841)
Add: Current liabilities not expected to be cleared at the end of the year:			
- Current portion of borrowings	641,884	618,110	618,110
- Current portion of lease liabilities	58,056	118,561	118,561
- Current portion of employee benefit provisions held in reserve	3,527,499	2,141,288	2,141,288
Total adjustments to net current assets	(40,341,446)	(58,803,424)	(58,799,882)

CURRENT AND NON-CURRENT CLASSIFICATION

In the determination of whether an asset or liability is current or non-current, consideration is given to the time when each asset or liability is expected to be settled. Unless otherwise stated assets or liabilities are classified as current if expected to be settled within the next 12 months, being the City's operational cycle.

Attachment 12.9.1 Monthly Financial Report - September

CITY OF BELMONT NOTES TO THE STATEMENT OF FINANCIAL ACTIVITY FOR THE PERIOD ENDED 30 SEPTEMBER 2023

3 EXPLANATION OF MATERIAL VARIANCES

The material variance thresholds are adopted annually by Council as an indicator of whether the actual expenditure or revenue varies from the year to date actual materially.
The material variance adopted by Council for the 2023-24 year is \$100,000.

Description	Var. \$ \$	Var. % %	
Revenue from operating activities			
Rates	14,116,188	33.46%	▲
Variance relating to Airport rates billed in August but budgeted in November		Timing	
Grants, subsidies and contributions	(539,333)	(138.10%)	▼
Works - Better Bins grant funding yet to be received - (\$157,405)		Timing	
Economic & Community Development - Reversal of income accrued in FY23 for Orana and Gabriel Independent Living Units. Actual entry pending receipt of audited financial statements - (\$321,710)		Timing	
Fees and charges	396,695	5.43%	▲
Safer Communities - Higher than anticipated income as a result of increased Ranger enforcement, increased Building Compliance pool levy fees and Health registration fees - \$182,295		Permanent	
Interest revenue	670,581	84.25%	▲
Finance - Increased interest resulting from higher interest rates on investments and increased balances at beginning of the financial year		Permanent	
Expenditure from operating activities			
Employee costs	964,205	12.81%	▲
Salaries are below budget due to vacancies currently being recruited		Permanent	
Materials and contracts	2,709,776	32.01%	▲
Information Technology - Prepayment of TechOne and Pathway licencing fees - (\$553,408)		Timing	
Works - Variation of FOGO implementation and other sanitation costs due to new contract and schedule - \$2,015,077		Timing	
Design, Assets & Development - Delay in progression of Asset Management projects - \$129,152		Timing	
Parks, Leisure & Environment - Turf renovation program behind schedule due to weather conditions - \$517,474		Timing	
City Facilities & Property - Costs associated with repairs following Hub fire (costs to be reimbursed via insurance) - \$100,641		Timing	
Economic & Community Development - Delay in progression of various programs - \$344,521		Timing	
Insurance	610,128	71.51%	▲
Governance, Strategy & Risk - Variance due to timing and ABC allocations - (\$614,122)		Timing	
Other expenditure	(185,285)	(49.04%)	▼
Information Technology - ABC allocations higher than expected due to increased expenditure - (\$553,408)		Permanent	
City Facilities & Property - ABC recovery higher than expected due to Belmont Hub fire expenses incurred to date - \$280,194			
Inflows from investing activities			
Proceeds from capital grants, subsidies and contributions	(353,367)	(38.60%)	▼
Works - Roads to Recovery and MRWA funding to be rescheduled - (\$791,545)		Timing	
Parks, Leisure & Environment - External grant funding from various State Government organisations as part of contributions to foreshore project schedule - \$443,722		Timing	
Outflows from investing activities			
Payments for property, plant and equipment	(377,389)	(161.66%)	▼
Information Technology - Purchase of Photocopiers not delivered in FY23 - (\$214,328)		Timing	
Works - Late delivery of Arbor Truck to be funded from reserve - (\$148,831)		Permanent	
Design, Assets & Development - Late delivery of 3 Ranger vehicles and CEO vehicle not delivered in FY23 - \$235,515		Permanent	
City Facilities & Property - Progress payment for purchase of new chiller not yet claimed by contractor - \$107,868		Timing	
Payments for construction of infrastructure	(198,517)	(16.33%)	▼
Works - Drainage projects not completed in FY23 - (\$172,119)		Permanent	
City Projects - Bilya Kard Boodja lookout pending DBCA approval prior to progressing to Tender. Other projects behind schedule - \$906,068		Timing	
Parks, Leisure & Environment - Various Irrigation projects to be finalised - (\$336,831)		Permanent	
Surplus or deficit at the start of the financial year	(5,489,492)	(72.62%)	▼
Various underspends in prior year. Figure remains subject to finalisation of end of year adjustments and end of financial year audit		Permanent	
Surplus or deficit after imposition of general rates	12,349,329	30.62%	▲
Due to variances described above			

CITY OF BELMONT
SUPPLEMENTARY INFORMATION
TABLE OF CONTENTS

1	Reserve Accounts	8
2	Capital Acquisitions	9
3	Budget Amendments	11

Attachment 12.9.1 Monthly Financial Report - September

**CITY OF BELMONT
SUPPLEMENTARY INFORMATION
FOR THE PERIOD ENDED 30 SEPTEMBER 2023**

1 RESERVE ACCOUNTS

Reserve name	Budget	Budget	Budget	Budget	Budget	Actual	Actual	Actual	Actual	Actual
	Opening	Interest	Transfers In	Transfers	Closing	Opening	Interest	Transfers In	Transfers	YTD
	Balance	Earned	(+)	Out (-)	Balance	Balance	Earned	(+)	Out (-)	Closing
	\$	\$	\$	\$	\$	\$	\$	\$	\$	\$
Restricted by Council										
Administration building Reserve	245,980	9,792	0	0	255,772	246,141	(1,344)	1,344	0	246,141
Aged Accommodation - Homewest Reserve	908,719	38,124	7,469	0	954,312	928,711	(5,072)	5,072	0	928,711
Aged Community Care Reserve	228,170	9,084	0	0	237,254	228,321	(1,246)	1,246	0	228,321
Aged persons housing Reserve	849,246	32,088	6,915	(180,096)	708,153	712,757	(3,873)	3,873	0	712,757
Aged Services Reserve	1,109,943	44,208	0	0	1,154,151	1,110,671	(6,063)	6,063	0	1,110,671
Ascot Waters Marina Maintenance & Restoration	1,006,902	40,104	0	(50,000)	997,006	1,057,596	(5,773)	5,773	0	1,057,596
Belmont District Band Reserve	48,952	1,944	0	0	50,896	48,983	(267)	267	0	48,983
Belmont Oasis Refurbishment Reserve	4,314,360	171,828	0	0	4,486,188	4,317,189	(23,567)	23,567	0	4,317,189
Belmont Trust Reserve	1,471,352	61,896	0	0	1,533,248	1,630,571	(8,897)	8,897	0	1,630,571
Building maintenance Reserve	6,279,107	212,820	0	(321,450)	6,170,477	5,103,194	(27,892)	27,892	0	5,103,194
Capital Projects Reserve	0	0	3,775,211	0	3,775,211	0	0	0	0	0
Car Parking Reserve	64,553	2,568	0	0	67,121	64,594	(353)	353	0	64,594
District valuation Reserve	132,287	14,232	85,000	0	231,519	22,916	(90)	90	0	22,916
Election expenses Reserve	139,567	5,604	35,000	0	180,171	140,105	(772)	772	0	140,105
Environment Reserve	1,513,342	42,660	0	(656,965)	899,037	1,513,903	(8,348)	8,348	0	1,513,903
Faulkner Park Retirement Village Buy Back Reserve	2,452,738	100,692	20,000	0	2,573,430	2,454,347	(13,398)	13,398	0	2,454,347
Faulkner Park Retirement Village Owners Maintenance Reserve	586,200	27,300	61,000	0	674,500	690,804	(3,784)	3,784	0	690,804
History Reserve	173,315	5,952	0	0	179,267	173,429	(947)	947	0	173,429
Information Technology Reserve	1,309,262	55,116	0	0	1,364,378	1,440,206	(7,862)	7,862	0	1,440,206
Land acquisition Reserve	10,020,640	381,168	0	(100,000)	10,301,808	10,224,436	(55,892)	55,892	0	10,224,436
Long Service Leave Reserve - Salaries	1,453,419	82,308	0	(63,264)	1,472,463	1,897,921	(10,353)	10,353	0	1,897,921
Long Service Leave Reserve - Wages	229,306	15,996	0	0	245,302	243,367	(1,323)	1,323	0	243,367
Miscellaneous Entitlements Reserve	1,216,695	59,436	553,603	(20,000)	1,809,734	785,400	(4,328)	4,328	0	785,400
Plant replacement Reserve	1,284,971	23,760	0	(132,315)	1,176,416	1,646,845	(9,014)	9,014	0	1,646,845
Property development Reserve	15,888,740	616,236	0	0	16,504,976	15,367,065	(84,304)	84,304	0	15,367,065
Public Art Reserve	412,077	16,416	0	0	428,493	412,347	(2,251)	2,251	0	412,347
Ruth Faulkner library Reserve	47,859	1,908	0	0	49,767	47,892	(261)	261	0	47,892
Streetscapes Reserve	512,770	20,424	0	0	533,194	513,107	(2,801)	2,801	0	513,107
Urban Forest Strategy Management Reserve	121,087	4,824	0	0	125,911	121,168	(661)	661	0	121,168
Waste Management Reserve	6,503,125	248,400	4,307	(2,257,485)	4,498,347	7,208,970	(39,492)	39,492	0	7,208,970
Workers Compensation/Insurance Reserve	1,438,947	61,368	0	0	1,500,315	1,328,427	(7,238)	7,238	0	1,328,427
	61,963,631	2,408,256	4,548,505	(3,781,575)	65,138,817	61,681,383	(337,466)	337,466	0	61,681,383

**CITY OF BELMONT
SUPPLEMENTARY INFORMATION
FOR THE PERIOD ENDED 30 SEPTEMBER 2023**

INVESTING ACTIVITIES

2 CAPITAL ACQUISITIONS

	Amended			
	Budget	YTD Budget	YTD Actual	YTD Actual Variance
	\$	\$	\$	\$
Capital acquisitions				
Land - freehold land	100,000	25,000	0	(25,000)
Buildings - non-specialised	2,218,850	119,725	11,231	(108,494)
Furniture and equipment	399,000	74,750	213,328	138,578
Plant and equipment	1,714,190	1,465	386,270	384,805
Other property, plant and equipment	50,000	12,500	0	(12,500)
Acquisition of property, plant and equipment	4,482,040	233,440	610,829	377,389
Infrastructure - Roads	2,503,611	162,412	160,814	(1,598)
Infrastructure - Reserves Improvements	6,225,359	1,052,755	1,079,147	26,392
Infrastructure - Footpath Network	449,037	187	9,009	8,822
Infrastructure - Drainage Network	304,910	0	164,901	164,901
Acquisition of infrastructure	9,482,917	1,215,354	1,413,871	198,517
Total capital acquisitions	13,964,957	1,448,794	2,024,700	575,906
Capital Acquisitions Funded By:				
Capital grants and contributions	2,152,794	915,447	0	(915,447)
Other (disposals & C/Fwd)	1,083,340	0	0	0
Reserve accounts				
Building maintenance Reserve	321,450	0	0	0
Environment Reserve	656,965	0	0	0
Plant replacement Reserve	132,315	0	0	0
Contribution - operations	9,750,408	533,347	2,024,700	1,491,353
Capital funding total	14,097,272	1,448,794	2,024,700	575,906

SIGNIFICANT ACCOUNTING POLICIES

Each class of fixed assets within either plant and equipment or infrastructure, is carried at cost or fair value as indicated less, where applicable, any accumulated depreciation and impairment losses.

Assets for which the fair value as at the date of acquisition is under \$5,000 are not recognised as an asset in accordance with *Financial Management Regulation 17A (5)*. These assets are expensed immediately.

Where multiple individual low value assets are purchased together as part of a larger asset or collectively forming a larger asset exceeding the threshold, the individual assets are recognised as one asset and capitalised.

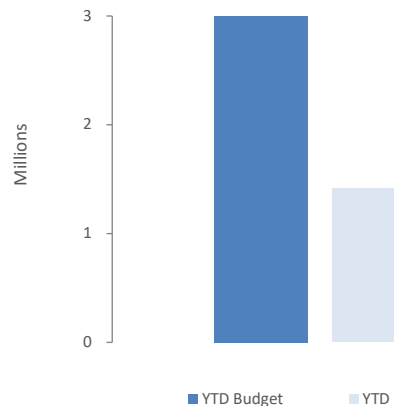
Initial recognition and measurement for assets held at cost

Plant and equipment including furniture and equipment is recognised at cost on acquisition in accordance with *Financial Management Regulation 17A*. Where acquired at no cost the asset is initially recognised at fair value. Assets held at cost are depreciated and assessed for impairment annually.

Initial recognition and measurement between mandatory revaluation dates for assets held at fair value

In relation to this initial measurement, cost is determined as the fair value of the assets given as consideration plus costs incidental to the acquisition. For assets acquired at zero cost or otherwise significantly less than fair value, cost is determined as fair value at the date of acquisition. The cost of non-current assets constructed by the City includes the cost of all materials used in construction, direct labour on the project and an appropriate proportion of variable and fixed overheads.

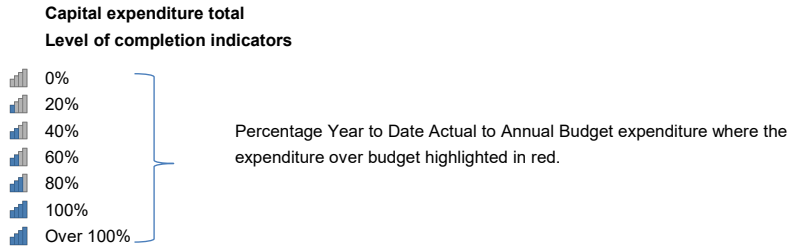
Payments for Capital Acquisitions



**CITY OF BELMONT
SUPPLEMENTARY INFORMATION
FOR THE PERIOD ENDED 30 SEPTEMBER 2023**

INVESTING ACTIVITIES

2 CAPITAL ACQUISITIONS - DETAILED



Level of completion indicator, please see table at the end of this note for further detail.

Account Description	Amended			Variance (Under)/Over
	Budget	YTD Budget	YTD Actual	
	\$	\$	\$	\$
City Projects	3,660,371	1,011,369	105,300	(906,069)
Parks and Environment	2,621,088	647,152	983,984	336,832
Buildings and facilities	1,951,450	90,700	8,831	(81,869)
Infrastructure Capital Works	3,257,562	162,599	334,724	172,125
Furniture and equipment	399,000	74,750	213,328	138,578
Plant and equipment	1,714,190	1,465	386,270	384,805
Other	150,000	37,500	0	(37,500)
	13,753,661	2,025,535	2,032,437	6,902

Attachment 12.9.1 Monthly Financial Report - September

CITY OF BELMONT SUPPLEMENTARY INFORMATION FOR THE PERIOD ENDED 30 SEPTEMBER 2023

3 BUDGET AMENDMENTS

Amendments to original budget since budget adoption. Surplus/(Deficit)

Description	Council Resolution	Classification	Non Cash Adjustment	Increase in Available Cash	Decrease in Available Cash	Amended Budget Running Balance
			\$	\$	\$	\$
Budget adoption						500,000
T04/2023 Civic Centre Chiller Unit Replacement	June OCM #12.10	Capital expenses	0	0	(74,300)	425,700
Independent Living Units	August OCM #12.12	Capital expenses	0	0	(137,000)	288,700
Independent Living Units	August OCM #12.12	Capital revenue	0	137,000	0	425,700
				137,000	(211,300)	(74,300)

13 Reports by the Chief Executive Officer

13.1 Request for leave of absence

13.2 Notice of motion

Nil.

14 Matters for which the meeting may be closed

15 Closure