



Ordinary Council Meeting

Agenda

26 November 2024



City of
Belmont

Notice of Meeting

An **Ordinary Council Meeting** will be held in the Council Chamber of the **City of Belmont Civic Centre**, 215 Wright Street, Cloverdale, on **Tuesday 26 November 2024**, commencing at 6.30pm.

John Christie
Chief Executive Officer

Please read the following important disclaimer before proceeding

Any plans or documents in agendas and minutes may be subject to copyright. The express permission of the copyright owner must be obtained before copying any copyright material.

Any statement, comment or decision made at a Council meeting regarding any application for an approval, consent or licence, including a resolution of approval, is not effective as an approval of any application and must not be relied upon as such.

Any person or entity who has an application before the City must obtain, and should only rely on, written notice of the City's decision and any conditions attaching to the decision and cannot treat as an approval anything said or done at a Council meeting.

Any advice provided by an employee of the City on the operation of a written law, or the performance of a function by the City, is provided in the capacity of an employee, and to the best of that person's knowledge and ability. It does not constitute, and should not be relied upon, as a legal advice or representation by the City. Any advice on a matter of law, or anything sought to be relied upon as a representation by the City should be sought in writing and should make clear the purpose of the request. Any plans or documents in agendas and minutes may be subject to copyright.

CITY OF BELMONT

Ordinary Council Meeting

Agenda

Table of Contents

26 November 2024

Item	Subject Heading	Page
1	Official Opening	6
2	Apologies and leave of absence	6
3	Declarations of interest that might cause a conflict	6
3.1	Financial Interests	7
3.2	Disclosure of interest that may affect impartiality	7
4	Announcements by the Presiding Member (without discussion) and declarations by Members.....	7
4.1	Announcements	8
4.2	Disclaimer	8
4.3	Declarations by Members who have not given due consideration to all matters contained in the business papers presently before the meeting	8
5	Public question time	8
5.1	Responses to questions taken on notice.....	8
5.1.1	Ms L Hollands, Redcliffe.....	9
5.1.2	Mr S Walker, Bentley	9
5.1.3	Ms P Itzstein, Ascot	9
5.1.4	Ms N Celenza, Redcliffe	10
5.1.5	Mr M Cardozo on behalf of Belmont East Ward Connect.....	11
5.1.6	Mr A Gibb, Ascot.....	14
5.2	Questions from members of the public.....	15

6	Confirmation of Minutes/receipt of Matrix	15
6.1	Matrix for the Agenda Briefing Forum held 19 November 2024	15
6.2	Ordinary Council Meeting held 22 October 2024	16
7	Questions by Members on which due notice has been given (without discussion)	16
8	Questions by members without notice	16
8.1	Responses to questions taken on notice	16
8.2	Questions by members without notice	16
9	New business of an urgent nature approved by the person presiding or by decision	16
10	Business adjourned from a previous meeting.....	16
11	Reports of committees	16
12	Reports of administration	17
12.1	Local Planning Policy No. 11 - Public Art Contribution.....	17
12.2	Nominations to Committees	34
12.3	Accounts for Payment October 2024.....	46
12.4	Monthly Financial Report for October 2024	59
13	Reports by the Chief Executive Officer	76
13.1	Request for leave of absence.....	76
13.2	Notice of motion	76
14	Matters for which the meeting may be closed	76
14.1	Tender 09/2024 - Provision of Turf Renovation Services.....	76
14.2	Tender 17/2024 - Supply and Install Solar Lighting to Tomato Lake Walking Path.....	76
14.3	Tender 20/2024 - Supply and Install Irrigation Systems 2024-2025	76
14.4	Q11-2022 - Road Reserve and Cul de Sac Mowing - Variation 2	77
15	Closure.....	77

Attachments Index

Attachment 5.1.5.1 – Item 5.1.5 refers
Attachment 12.1.1 – Item 12.1 refers
Attachment 12.1.2 – Item 12.1 refers
Attachment 12.2.1 – Item 12.2 refers
Attachment 12.3.1 – Item 12.3 refers
Attachment 12.4.1 – Item 12.4 refers

Confidential Attachments Index

Confidential Attachment 14.1.1 – Item 14.1 refers
Confidential Attachment 14.1.2 – Item 14.1 refers
Confidential Attachment 14.1.3 – Item 14.1 refers
Confidential Attachment 14.2.1 – Item 14.2 refers
Confidential Attachment 14.2.2 – Item 14.2 refers
Confidential Attachment 14.3.1 – Item 14.3 refers
Confidential Attachment 14.3.2 – Item 14.3 refers
Confidential Attachment 14.4.1 – Item 14.4 refers
Confidential Attachment 14.4.2 – Item 14.4 refers
Confidential Attachment 14.4.3 – Item 14.4 refers

Alternative Formats

This document is available on the City of Belmont website and can be requested in alternative formats including electronic format by email, in hardcopy both in large and standard print and in other formats as requested. For further information please contact the Community Development team on (08) 9477 7219. For language assistance please contact TIS (Translating and Interpreting Service) on 131 450.

Councillors are reminded to retain any confidential papers for discussion with the minutes.

1 Official Opening

The Presiding Member will read aloud the Acknowledgement of Country.

Acknowledgement of Country

Before I begin, I would like to acknowledge the Whadjuk Noongar people as the Traditional Owners of this land and pay my respects to Elders past, present and emerging.

I further acknowledge their cultural heritage, beliefs, connection and relationship with this land which continues today.

The Presiding Member will cause the Affirmation of Civic Duty and Responsibility to be read aloud by a Councillor.

Affirmation of Civic Duty and Responsibility

I make this affirmation in good faith and declare that I will duly, faithfully, honestly, and with integrity fulfil the duties of my office for all the people in the City of Belmont according to the best of my judgement and ability.

I will observe the City's Code of Conduct and Standing Orders to ensure efficient, effective and orderly decision making within this forum.

2 Apologies and leave of absence

Cr J Powell (leave of absence) South Ward

3 Declarations of interest that might cause a conflict

Councillors/Staff are reminded of the requirements of *s5.65* of the *Local Government Act 1995 (WA)*, to disclose any interest during the meeting when the matter is discussed, and also of the requirement to disclose an interest affecting impartiality under the City's Code of Conduct for Council Members, Committee Members and Candidates and the Code of Conduct for Employees.

3.1 Financial Interests

A declaration under this section requires that the nature of the interest must be disclosed. Consequently, a member who has made a declaration must not preside, participate in, or be present during any discussion or decision-making procedure relating to the matter the subject of the declaration.

Other members may allow participation of the declarant if the member further discloses the extent of the interest and the other members decide that the interest is trivial or insignificant or is common to a significant number of electors or ratepayers.

Name	Item No and Title	Nature of Interest (and extent, where appropriate)

3.2 Disclosure of interest that may affect impartiality

Councillors and staff are required (Code of Conduct), in addition to declaring any financial interest, to declare any interest that might cause a conflict. The member/employee is also encouraged to disclose the nature of the interest. The member/employee must consider the nature and extent of the interest and whether it will affect their impartiality. If the member/employee declares that their impartiality will not be affected then they may participate in the decision-making process.

Name	Item No and Title	Nature of Interest (and extent, where appropriate)

4 Announcements by the Presiding Member (without discussion) and declarations by Members

4.1 Announcements

4.2 Disclaimer

Any plans or documents in agendas and minutes may be subject to copyright. The express permission of the copyright owner must be obtained before copying any copyright material.

Any statement, comment or decision made at a Council meeting regarding any application for an approval, consent or licence, including a resolution of approval, is not effective as an approval of any application and must not be relied upon as such.

Any person or entity that has an application before the City must obtain, and should only rely on, written notice of the City's decision and any conditions attaching to the decision and cannot treat as an approval anything said or done at a Council meeting.

Any advice provided by an employee of the City on the operation of a written law, or the performance of a function by the City, is provided in the capacity of an employee, and to the best of that person's knowledge and ability. It does not constitute, and should not be relied upon, as a legal advice or representation by the City. Any advice on a matter of law, or anything sought to be relied upon as a representation by the City should be sought in writing and should make clear the purpose of the request. Any plans or documents in agendas and minutes may be subject to copyright.

4.3 Declarations by Members who have not given due consideration to all matters contained in the business papers presently before the meeting

5 Public question time

5.1 Responses to questions taken on notice

5.1.1 Ms L Hollands, Redcliffe

The following question was taken on notice at the 22 October 2024 Ordinary Council Meeting. Ms Hollands was provided with a response on 14 November 2024. The response from the City is recorded accordingly:

4. Where does it state in the Standing Orders that directly affected does not include affected as a result of a cost to a policy or an item that you want to address Council on?

Response

The decision as to whether a person is directly affected by a matter is for the CEO to determine upon application before a meeting (Standing Orders 6.6(1)(a) and 6.7(1)(a)), or for the Presiding Member to determine at the meeting (Standing Orders 6.6(1)(b) and 6.7(1)(b)).

5.1.2 Mr S Walker, Bentley

The following question was taken on notice at the 22 October 2024 Ordinary Council Meeting. Mr Walker was provided with a response on 14 November 2024. The response from the City is recorded accordingly:

1. How many City of Belmont staff live beyond the boundaries of the City of Belmont area, and use public transit to commute to their workplace?

Response

A definitive response to this question is not possible as it would require a 100% response from all staff.

However, the City did complete a survey of staff associated with the Faulkner Park Civic Precinct parking assessment in February 2023. Of the 75 staff who responded, 30 live further than 20 km from the Civic Centre workplace, 70 reporting car driver mode share, 5 travel by other means – walking, bus, train or ride share.

5.1.3 Ms P Itzstein, Ascot

The following question was taken on notice at the 22 October 2024 Ordinary Council Meeting. Ms Itzstein was provided with a response on 13 November 2024. The response from the City is recorded accordingly:

3. What is the basis of the City's assumption that under the Golden Gateway Draft Local Structure Plan, 0.0525 hectares could represent an acceptable amount of public space?

Response

The State Government document Liveable Neighbourhoods outlines that there are no minimum public open space requirements for mixed-use developments.

Despite this position, investigations identified the redundant Daly Street road reserve as an area that could be utilised for public open space. Additional opportunities within the precinct include the Belmont Trust Land, Ascot Kilns site, and spaces within private development sites. Further information on these opportunities is provided in the 27 August 2024 Ordinary Council Meeting Minutes (Item 12.2).

5.1.4 Ms N Celenza, Redcliffe

The following questions were taken on notice at the 22 October 2024 Ordinary Council Meeting. Ms Celenza was provided with a response on 14 November 2024. The response from the City is recorded accordingly:

1. Can the City publish the average total traffic volume for both directions on Stanton Road between 3.30am and 6.30am from the current October traffic count?

Response

Stanton Road, vicinity of Tonkin Highway Bridge.

817 westbound.

763 eastbound.

1580 total.

2. Can the City publish the average total traffic volume for both directions on Lyall Street between 3.30am and 6.30am from the current October traffic count?

Response

Lyall Street, just south of Great Eastern Highway.

294 northbound.

30 southbound.

324 total.

3. The last three traffic counts on Lyall Street confirmed that hundreds of out of area vehicles use Lyall Street between 3.30am and 6.30am. Why does the City consider this volume of traffic starting as early as 3.30am, using Lyall Street as a route to Great Eastern Highway not a problem?

Response

Lyall Street is a public access road and is available for use at any time by as of right vehicles.

4. Does the City recognise that Lyall Street is now being used as a cut through to Great Eastern Highway to bypass Epsom Avenue traffic lights?

Response

Lyall Street can be used in preference to other route choices, depending upon the time of day and traffic conditions at other locations on the local road and state road network.

5.1.5 Mr M Cardozo on behalf of Belmont East Ward Connect

The following questions were taken on notice at the 22 October 2024 Ordinary Council Meeting. Mr Cardozo was provided with a response on 14 November 2024. The response from the City is recorded accordingly:

1. How is it technically permissible from a governance perspective for the City to unilaterally decide to present findings sought by a Council resolution back to Council via an Information Forum, where no minutes are kept?

Response

The City follows the City of Belmont Standing Orders Local Law 2017 in particular Part 18 (Briefings and Informal Meetings) which enables Council to conduct informal meetings such as briefings and workshops.

As per the City's Standing Orders, no formal motion is moved or resolution passed at any informal Council meeting. This is consistent with the City's commitment to good governance and transparency of decision making as Council decisions can only be made at Council Meetings.

2. Can the City publish a list of the local distributor roads for each of the four wards, including their start and end points, and a map showing these roads in each ward would be ideal. If a map is not possible, then a detailed list of these roads and their boundaries would assist the community.

Response

Refer attachment 5.1.5.1.

4. Can the City explain why the City holds the repeated view that traffic calming measures only impact the residents who live on the road in which the traffic calming devices are installed in?

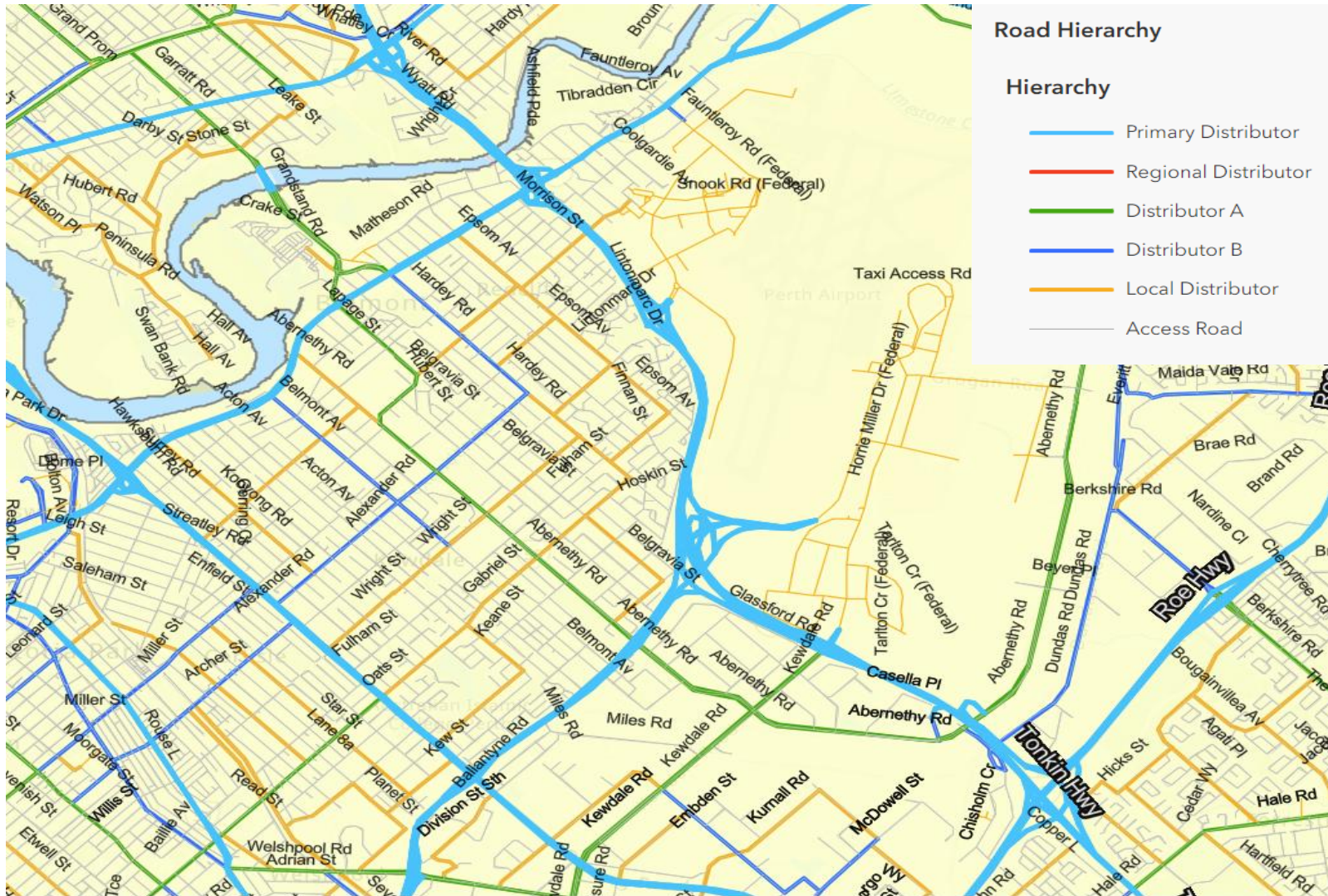
Response

The City does not agree with the implied inference that is the basis of this query.

The City has recently undertook a comprehensive traffic study in the Redcliffe Area that includes detailed modelling of traffic calming scenarios and the resulting impact on traffic across the area.

Attachment 5.1.5.1 Road Hierarchy Listing - City of Belmont

ROAD HIERARCHY LISTING INCLUDING FEDERAL ROADS
(Source – Main Roads WA Road Information Mapping System – Nov 2024)



5.1.6 Mr A Gibb, Ascot

The following questions were taken on notice at the 22 October 2024 Ordinary Council Meeting. Mr Gibb was provided with a response on 14 November 2024. The response from the City is recorded accordingly:

1. Is there any plan formulated by the City, for protections for pedestrians, visitors and workers for CraigCare Ascot, as well as residents and visitors of Ascot in terms of traffic and safe access?

Response

The City developed pedestrian-friendly infrastructure in 2021 around CraigCare, including a new 1.5m wide concrete footpath and accessible pram ramps that connect the main organisation and café entrance to the footpath across Waterway Crescent. This change has added value to the community, particularly for those using public transport on Grandstand Road.

Currently, it is understood that the infrastructure in place offers adequate protection and connectivity for stakeholders using the amenities around the area. As such, the City has no immediate plan for new infrastructure measures, but is happy to assess specific requests.

Finally, it is worth noting, we are also reviewing our Sustainable Transport Plan (STP) to identify priority areas and actions for improving safety, accessibility, and network connections. We appreciate community feedback as we enhance these initiatives and strive to adopt and implement best practices. As such your feedback will be considered.

2. Will Council investigate whether it would be appropriate for a 40km/h speed zone within the Estate of Ascot Waters and Ascot Vale to be implemented?

Response

The City can investigate a 40 km/h area speed limit in Ascot Waters, including the Ascot Vale area.

The process requires collecting traffic data along with an assessment of infrastructure changes required under the Main Roads, Low Cost Urban Road Safety (LCURS) program to help ensure vehicle driver behaviour is compatible, when a 40 km/h speed limit is imposed.

The City is required to prepare a plan of the works for the review and formal approval of Main Roads WA for posting a 40 km/h speed limit, before implementation of the works.

3. Will Council introduce speed humps and chicanes not unlike those in Hardey Road?

Response

Speed humps and chicanes represent potential treatments, however their inclusion cannot be confirmed at this time, until an area wide assessment is completed, refer response to question two above.

4. Will Council introduce unguarded, but acknowledged pedestrian areas in areas such as Pitman Park and Grandstand Road?

Response

The City continuously looks at opportunities to improve its infrastructure to provide a reasonable level of safety for its stakeholders through community feedback and quantitative investigation. If data suggests treatments such as unguarded crossings are warranted at this location, the City will explore the feasibility of installing such treatments.

As noted in response to question one above, the City is currently reviewing their Sustainable Transport Plan and community feedback is welcomed. As such, your feedback will be considered.

5.2 Questions from members of the public

6 Confirmation of Minutes/receipt of Matrix

6.1 Matrix for the Agenda Briefing Forum held 19 November 2024

Officer Recommendation

That the Matrix of the Agenda Briefing Forum held on 19 November 2024, as printed and circulated to all Elected Members, be received and noted.

6.2 Ordinary Council Meeting held 22 October 2024

Officer Recommendation

That the Minutes of the Ordinary Council Meeting held on 22 October 2024, as printed and circulated to all Elected Members, be confirmed as a true and accurate record.

7 Questions by Members on which due notice has been given (without discussion)

8 Questions by members without notice

8.1 Responses to questions taken on notice

8.2 Questions by members without notice

9 New business of an urgent nature approved by the person presiding or by decision

10 Business adjourned from a previous meeting

11 Reports of committees

Nil.

12 Reports of administration

12.1 Local Planning Policy No. 11 - Public Art Contribution

Voting Requirement	:	Simple Majority
Subject Index	:	LPP15/011 – LPP11 – Public Art Contribution
Location/Property Index	:	N/A
Application Index	:	N/A
Disclosure of any Interest	:	N/A
Previous Items	:	23 April 2024 Ordinary Council Meeting Item 12.2 (Policy adopted for advertising)
Applicant	:	N/A
Owner	:	N/A
Responsible Division	:	Development and Communities

Council role

Legislative Includes adopting local laws, local planning schemes and policies.

Purpose of report

For Council to consider Local Planning Policy No. 11 – Public Art Contribution (LPP 11) for final adoption following public advertising.

Summary and key issues

- Local Planning Policy No. 11 requires that developments valued over \$4.5 million within specified precincts contribute at least 1% of the total construction cost to public art.
- While the Policy has operated satisfactorily over time, it has not had a substantive review since it was originally adopted in 2011. A review of LPP 11 was undertaken with key changes made relating to:
 - Revised policy objectives;
 - Modified precinct areas;
 - Clarification on cash contributions in lieu of onsite public art; and
 - Clarification on the value of public art for significant developments.

- Council adopted the revised LPP 11 for public advertising at the Ordinary Council Meeting (OCM) on 23 April 2024.
- Draft LPP 11 was advertised from 16 May 2024 to 7 June 2024 (23 days), with one submission received.
- Following advertising and consideration of the submission received, the draft Policy has been reviewed with the following modifications:
 - References to the City’s Public Art Management Plan and Public Art Guidelines have been included.
 - Provisions have been simplified and refined to improve clarity.
 - Definitions of key terms have been refined.
 - An additional provision which clarifies that where art is integrated into a development, the art contribution must be in addition to the overall cost of the development.
 - Administrative modifications.
- The revised LPP 11 establishes a contemporary framework for public art within the City and offers improved guidance for developers to meet their public art obligations.
- It is recommended that Council adopt the revised LPP 11 contained as Attachment 12.1.1.

Officer Recommendation

That Council:

1. Adopts the revised Local Planning Policy No. 11 ‘Public Art Contribution’ in accordance with Schedule 2, Part 2, Clause 4 of the *Planning and Development (Local Planning Schemes) Regulations 2015 (WA)*.
2. Directs the Chief Executive Officer to:
 - a) Notify the submitter of Council’s resolution.
 - b) Publish a notice in the PerthNow newspaper.
 - c) Display Local Planning Policy No. 11 on the City’s website.
 - d) Make any changes to Local Planning Policy No. 11 which are necessary for administrative efficacy and clarity.

Location

The revised LPP 11 identifies various precincts for public art provision, as illustrated in Figure 1 below. These precincts generally represent significant redevelopment areas, activity centres and business precincts.

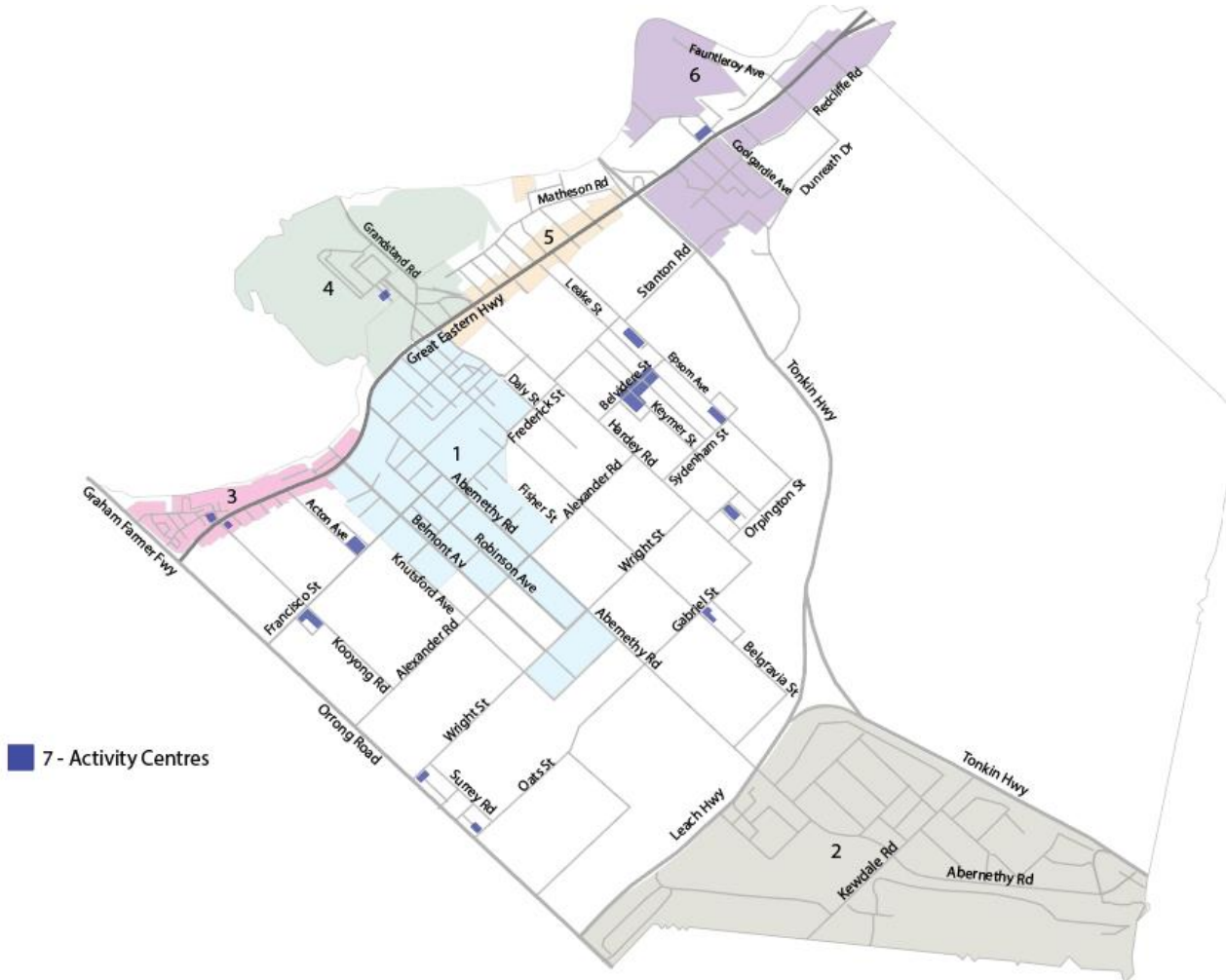


Figure 1: Revised LPP 11 Public Art Precincts

Consultation

The revised LPP 11 was advertised from 16 May 2024 to 7 June 2024 (23 days), by way of:

- Publishing a public notice in the PerthNow newspaper on 16 May 2024.
- Displaying a public notice and information on the City’s website.

The City received one submission during the advertising period. The key points raised in this submission relate to:

- The wording of Policy definitions.

- A threshold for public art being included, to require contributions above a certain amount to be provided as a cash contribution.
- Increased discounts on cash contributions to incentivise this form of contribution.

The Report section discusses these key points further.

A summary of this submission and the associated officer response is contained as Attachment 12.1.2.

Strategic Community Plan implications

In accordance with the 2024–2034 Strategic Community Plan:

Key Performance Area: People

Outcome: 2. A strong sense of pride, belonging and creativity.

Key Performance Area: Place

Outcome: 7. Attractive and welcoming places.

Policy implications

Local Planning Policy No. 11 – Public Art Contribution

Local Planning Policy No. 11 establishes a basis for developers to provide and/or contribute towards public art through the development approval process. The Policy outlines the objectives and standards which the City will use to evaluate public art proposals and the approval process.

Should Council adopt the revised LPP 11, it will supersede the existing policy.

Public Art Directions and Masterplan 2011

The Masterplan provides guidance on the delivery of public art throughout the City. Specifically, the Masterplan outlines the process that private developers shall follow when required to provide public art in accordance with LPP 11.

The Masterplan has been reviewed and a new Public Art Management Plan and Public Art Guidelines have been drafted to further support the revised LPP 11, particularly regarding the process for collecting and spending cash contributions. These draft documents will be presented to Council at a future meeting.

Statutory environment

The procedure for making and amending a local planning policy is outlined under Schedule 2, Part 2, Clauses 3 to 6 of the *Planning and Development (Local Planning Schemes) Regulations 2015 (WA)*.

Background

The inclusion of 'percent for art' requirements is a long standing and accepted element of the Western Australian planning framework.

In 2011, Council adopted the City's Public Art Policy. Local Planning Policy No. 11 requires developers to contribute towards public art as a condition of development approval where the cost of their development exceeds \$4.5 million, and the development is located within one of the identified precinct areas. The contribution, which amounts to 1% of the estimated development cost, can be fulfilled by providing public art on the development site or making a monetary contribution to the City's Public Art Reserve.

Whilst LPP 11 has operated satisfactorily over time, it has not been reviewed since it was originally adopted in 2011. Therefore, a review of LPP 11 was initiated to ensure it remains contemporary and effective. At the 23 April 2024 OCM, Council endorsed the revised LPP 11 for public advertising. Draft LPP 11 was advertised from 16 May 2024 to 7 June 2024.

Report

At the conclusion of the advertising period, one submission was received on the revised Policy. The key points raised in this submission will be discussed in further detail below, in addition to several minor modifications which are proposed to the Policy following advertising.

Policy Definitions

Professional Artist

The advertised version of the draft Policy contained the following definition for 'Professional Artist':

"A practicing visual artist who:

- Has completed a university degree or minimum 3-year full time TAFE diploma in fine art, visual art or multimedia forms of art;
- Has a track record of exhibition artwork at reputable art galleries selling the work of professional artists;

- Has had work purchased by major public collections or university collections or Artbank; or
- Earns more than 50% of their income from teaching art, selling art or undertaking public art commissions.”

The submission requested the definition be amended to state ‘a practicing artist must comply with 2 of the 4 criteria’. This is considered appropriate as it offers flexibility and inclusivity for a range of artists to meet the Policy definition. Therefore, the definition has been amended to state ‘a practicing visual artist who satisfies a minimum of two of the following criteria’.

Public Art

The submission provided an alternative definition for ‘public art’ which included reference to building features and enhancements, 2D works such as murals, 3D artworks which are freestanding, and multimedia including sound, video or lighting.

The current definition is considered adequate in defining what constitutes public art. Specifically, the definition already references murals and sculptures, which are forms of 2D and 3D artworks. It is considered that making further mention of these is unnecessary. However, it is considered appropriate for the definition to be updated to reference ‘multimedia, including sound, video, or lighting’ as forms of public art.

The submission suggested rewording the reference to "architectural features located on a building," acknowledging that public art is often integrated into the building fabric. Amending the definition to specifically include architectural elements as public art could create ambiguity and blur the distinction between building costs and dedicated art costs. For this reason, it is recommended that the definition remain unchanged.

If a specific case arises where genuine public art is integrated into a building, it is important to note that, as a local planning policy, there is inherent discretion to consider such cases. However, at its core, the policy should maintain a clear definition that distinguishes public art from standard architectural elements.

Contribution Required Separate to Development Cost

For clarity, a new provision has been introduced requiring that the public art contribution be made in addition to the overall development cost.

This provision will ensure that the full contribution is allocated exclusively to public art to achieve the bona fide artistic outcomes which are sought and avoid the contribution being absorbed by general development expenses.

On-Site Artwork Contribution Limit

The Policy does not set a maximum limit for the contribution amount that can be spent on art on a development site. The submission requested the introduction of a \$350,000 limit for on-site art, requiring any additional contribution amount to be made as a cash payment.

In considering this submission, it should be noted that the City aims to provide developers with flexibility as to how they fulfil their public art contribution requirements, whether this is through on-site installations or cash contributions. Imposing a cap for on-site public art is not considered appropriate as it restricts this flexibility.

Contribution Discount

The Policy offers a 10% discount to developers who provide the entire contribution amount as a cash payment, with the discount capped at \$10,000. The submission proposed increasing the discount beyond 10% to further incentivise cash contributions.

The 10% reduction aligns with practices adopted by other local governments, including the City of Melville, City of South Perth, and Town of Victoria Park. This discount is intended to encourage cash contributions to the City, supporting the implementation of the Public Art Management Plan and Public Art Guidelines, which are currently being drafted. It is considered that a 10% discount is appropriate, as it balances incentives without compromising the City's ability to deliver high-quality public art outcomes.

General and Administrative Modifications

- Reference has been made to the Public Art Management Plan and Public Art Guidelines throughout the document where appropriate.
- The statement 'Cash in lieu payments will be expended within the activity centre from which they were received, subject to suitable locations for public art being available' has been removed from the 'Policy Area' section and included in the 'Policy Statement' section.
- Definitions and provisions within the Policy have been refined to ensure clarity and remove repetition.

Conclusion

It is recommended that Council adopts the revised LPP 11 contained as Attachment 12.1.1.

Financial implications

The draft LPP 11 allows for developers to provide a cash contribution to the City in lieu of delivering public art on their development site.

Contributions are paid into the City's Public Art Reserve and will then be expended in accordance with the City's Public Art Guidelines and Public Art Management Plan. While these documents are currently under review to further support the implementation of LPP 11, the adoption of the policy is not contingent upon them, as LPP 11 simply serves as the initial trigger for contributions.

Environmental implications

There are no environmental implications associated with this report.

Social implications

The provision of public art within the City can positively contribute to enhancing a sense of community and wellbeing, improving the overall vibrancy of the City of Belmont.

Attachment details

Attachment No and title	
1.	Local Planning Policy No. 11 - Public Art Contribution - Tracked Changes Copy [12.1.1 - 8 pages]
2.	Schedule of Submissions [12.1.2 - 1 page]



Local Planning Policy No. 11 Public Art Contribution



Publication date: 11/12/24

Local Planning Policy No. 11

Pursuant to Schedule 2, Part 2, Clause 4 (Deemed Provisions) of the Planning and Development (Local Planning Schemes) Regulations 2015.

1. Policy Basis

The City of Belmont recognises that public art enhances the utility, amenity and identity of the municipality.

This Policy establishes a basis for developers to provide and/or contribute towards public art through the development approval process. The Policy outlines the objectives and standards which the City will use to evaluate public art proposals and the approval process.

[This Policy should be read in conjunction with the City of Belmont's Public Art Management Plan and Public Art Guidelines.](#)

2. Policy Application

This Policy requires landowners to make a 1% public art contribution where:

- (i) The estimated construction value of their development exceeds \$4.5 million; and
- (ii) The development proposal is located within a Public Art Precinct identified in Figure 1 of this Policy.

3. Policy Area

The Policy Area consists of the following Public Art Precincts which are illustrated in Figure 1:

1. Civic, Town Centre and Mixed Business Precinct
2. Kewdale Industrial Precinct
3. The Springs Special Development Precinct and surrounding areas along Great Eastern Highway
4. Golden Gateway, Ascot Waters and Ascot Racecourse Precinct
5. Great Eastern Highway and Ascot Inn Precinct
6. Garvey Park, Redcliffe Station (DA6) and Redcliffe Industrial Precinct
7. Local and Neighbourhood Centres*

~~*Cash in lieu payments will be expended within the activity centre from which they were received, subject to suitable locations for public art being available.~~



Figure 1: Public Art Precincts

The Public Art Precincts encompass key areas and future landmark locations within the City which accommodate or are proposed to accommodate increased levels of residents, employees or visitors. Contributions will increase the amenity, quality and appearance of these precincts and the surrounding environment.

4. Policy Objectives

- 4.1 To enhance a sense of place by encouraging public art forms which provide an interpretation and expression of the local area’s culture, environment and built heritage.
- 4.2 To encourage innovation and creativity, and the community to interact with their environment and local cultural identity.
- 4.3 To improve legibility by introducing public art which assists in making streets, open spaces and buildings more identifiable.
- 4.4 To improve visual amenity ~~through the use of using~~ public art to screen unattractive views and improve the appearance of the public realm.

- 4.5 To create local landmarks acting as focal points for the City, enhancing public enjoyment, and understanding of places through the public's exposure to and understanding of public art.
- 4.6 To ensure that there is equitable access to public art by placing it in locations that are accessible to all members of the community.
- 4.7 To enhance the functionality and utility of public spaces by incorporating public art into the urban landscape.
- 4.8 To require or impose a levy for contributions for the placement of public artwork in accordance with the [City of Belmont's Public Art Management Plan and Public Art Guidelines](#).

5. Policy Definitions

The meaning of specific words and expressions used in this Policy are given below.

Public Art

The artistic expression and integration of a professional artist's concepts into areas which are capable of being viewed and appreciated by the public.

Public art is generally site specific and can include:

- Sculptures.
- Artwork features or enhancements.
- Murals or mosaic-covered floors, walls or walkways.
- [Multimedia including sound, video projection or lighting](#).

Public art does not include:

- Business or advertising logos and signage
- Supergraphics or colour coding;
- Mass produced objects such as fountains, statues or playground equipment.
- Art reproductions or mass-produced art.
- Landscaping or generic hardscaping elements which would normally be associated with the development.
- Services or utilities necessary to operate or maintain artworks.
- Architectural features located on a building.

Public Realm

The public realm refers to **outdoor** spaces accessible to the wider public, including parks, road reserves, and other publicly accessible **outdoor** areas [both indoors and outdoors](#).

Professional Artist*

A practicing visual artist who satisfies a minimum of two of the following criteria:

- Has completed a university degree or minimum 3-year full time TAFE diploma in fine art, visual art or multimedia forms of art;
- Has a track record of exhibiting ~~ingion~~ artwork at reputable art galleries selling the work of professional artists;
- Has had work purchased acquired by major public collections or university collections ~~of Artbank~~; ~~or~~
- Earns more than 50% of their income from teaching art, selling art or undertaking public art commissions.

~~* This definition can be varied at the discretion of the City, in instances where it may be appropriate for an Indigenous or emerging artist to be engaged on a project. Depending on the specific needs and context of a project, the City may, at its discretion, allow individuals who do not meet the formal classification of a professional artist to produce artwork to satisfy the requirements of this Policy.~~

Cash Contributions

Refers to cash-in-lieu funds contributed from developers to provide public art as part of development requirements. These funds are accepted by the City to then deliver public art projects within the Public Art Precincts.

Construction Value

The total estimated cost of carrying out a development. This is generally the estimated cost of development as stated on a building permit application.

6. Policy Statement

6.1 Contribution Requirements

- 6.1.1 The City of Belmont requires all development proposals within the precincts identified in Figure 1 of a value greater than \$4.5 million to contribute no less than one percent of the total construction value towards public art. This contribution can be fulfilled by:
- (i) Providing public art on the development site commissioned by a professional artist. Other locations will only be contemplated when approved by the City's planning department on advice from the relevant advisory panel; or
 - (ii) Making a cash contribution towards public art in lieu of (i) above and in accordance with the City's of Belmont's Public Art Management Plan and Public Art Guidelines; or
 - (iii) A combination of both (i) and (ii).
- 6.1.2 For developments of significant value (greater than \$100 million), the City may apply a flexible approach to the standard artwork contribution requirement, subject to a proposal being supported by a Public Art Strategy and demonstrating that public art outcomes on the site meet the Policy objectives.

- 6.1.3 Where the Building Permit value is higher than the Development Application value, the higher of the two shall apply when calculating the public art contribution.

6.2 Public Art on development site

- 6.2.1 Prior to submission of a Building Permit, details of the public art proposal shall be provided to the City for approval in accordance with this Policy and thereafter installed prior to the occupation or use of the development.
- 6.2.2 Where public art is located on a private development site, this shall be maintained by the owners of the land for the life of the development.
- 6.2.3 Where art is proposed to be delivered on a site where the development is proposed to be completed in stages, a public art strategy shall be submitted to demonstrate how art can be delivered equitably across the relevant stages.

6.3 Cash Contributions

- 6.3.1 ~~Where a developer elects,~~ cash contributions ~~from private developers~~ will be accepted into the City's Public Art Reserve in accordance with the procedures detailed in the City of Belmont's Public Art Management Plan and Public Art Guidelines.
- 6.3.2 Funds will be used to deliver City art projects or to maintain civic art installations within the activity centre or relevant public art precincts from which the contributions were collected. This is subject to suitable locations for public art being available.
- 6.3.3 Developers providing an entire cash contribution to the City's Public Art Reserve are eligible for a 10% reduction on the Policy requirement. The maximum discount for eligible cash in lieu contributions is limited to \$10,000.
- 6.3.4 Contributions amounting to \$50,000 or less are encouraged to be paid as a cash contribution to the Public Art Reserve.
- 6.3.5 Where art is integrated into a development, the art contribution amount must be provided in addition to the overall cost of the development.
- ~~6.3.5 Cash in lieu payments eligible for the 10% discount will be accepted for developments with a cost up to a maximum of \$10 million; the maximum discount for eligible cash in lieu contributions is limited to \$10,000.~~
- ~~6.3.6 Cash in lieu payments will be expended within the activity centre or the public art precinct from which they were received, subject to suitable locations for public art being available.~~

6.4 Circumstances for Refunds of Cash-in-lieu Contributions

- 6.4.1 Cash-in-lieu contributions will only be refunded where it has been paid prior to the commencement of the development in the following circumstances:
- (i) The development is no longer proceeding; and
 - (ii) The landowner/developer provides the City with a statutory declaration stating that the development will not be proceeding.
 - (iii) An amendment to a development application results in the value of the development becoming less than the required contribution value. The City may require verification of this via an independent quantity surveyor report, or building contracts; and
 - (iv) The landowner/developer provides the City with a statutory declaration confirming the amended cost of the development.

6.5. Separate Approval Generally Not Required for Public Art

Public Art, where provided on a development site in fulfilment of a condition of development approval, shall not require a further development approval.

Governance references

Statutory compliance	<i>Planning and Development Act 2005 Planning and Development (Local Planning Schemes) Regulations 2015 Local Planning Scheme No. 15</i>
Industry compliance	
Organisational compliance	
Process links	Public Art Management Plan Public Art Guidelines

Local Planning Policy Administration

Directorate	Officer Title	Contact
Development and Communities	Manager Planning Services	9477 7222

Document Date	Review Cycle	Next Due
	Triennial	

Version	Decision to advertise	Decision to adopt	Synopsis
1	25/11/2008 Special Council Meeting (Item 6.1)	14/02/2011 Special Council Meeting (Item 10.1)	
2	23/04/2024 Ordinary Council Meeting (Item 12.2)		

Schedule of Submissions

No.	Submitter	Summary of Submission	Officer Comment
1	A. Barrett Arts Management Consultant	Requests that a brief summary of the standard approval process be included.	Further information on this process will be included in the Public Art Management Plan and Public Art Guidelines.
Requests that Assessment Criteria for artwork approval be included.		The Policy establishes a basis for developers to provide and/or contribute towards public art through the development approval process. The objectives within the draft Policy will be used in conjunction with detailed assessment criteria in the Public Art Management Plan and Public Art Guidelines to determine the suitability of art proposals.	
Requests that a page of definitions be attached to the Policy, similar to the City of Vincent.		The location of the Policy Definitions within the draft Policy is consistent with the City's other local planning policies. It is not considered necessary to have a separate page of definitions.	
Provided the following definition for 'Public Art': <i>Public art is site specific and diverse and can include:</i> <ul style="list-style-type: none"> • <i>Building features and enhancements such as bike racks, benches, gates, glass playground structures which are produced by a professional artist</i> • <i>2D works – such as painted murals or applied artworks</i> • <i>3D artworks which are freestanding</i> • <i>Multimedia including sound, video or lighting and</i> • <i>Community projects – e.g. community murals</i> <i>Public art does not include:</i> <ul style="list-style-type: none"> • <i>Artwork that is not in the public view</i> 		Noted. Refer to the 'Policy Definitions' section in the report.	
Requests that the word 'landscaping' be removed from the features not classified as public art, as nature play is considered a part of landscaping.		The Public Art Guidelines includes 'play based public artwork' under the definition of 'interactive/play-based' artwork. Landscaping in the draft Policy refers to living elements such as trees.	
Requests that reference to 'architectural features' be reworded due to considering that this is a grey area, and outlines that most public art these days is integrated into the building fabric.		Refer to the 'Policy Definitions' section in the report.	
Requests that the definition for Professional Artist be changed to: <i>A practicing artist must comply with 2 of the 4 criteria.</i>		Refer to the 'Policy Definitions' section in the report.	
Requests that a selection criteria for Indigenous artists be included in the Policy. The criteria for meeting this definition could require artists to demonstrate experience in completing public art or painting commissions, or having had their work purchased. States that for percent-for-art commissions, Indigenous artists with a registered business/ABN can be directly invited for projects up to \$250,000.		It is not considered necessary to offer different selection criteria for Indigenous artists. As a separate matter, the draft Policy has been amended to outline that depending on the specific needs and context of a project, the City may, at its discretion, allow individuals who do not meet the formal classification of a professional artist to produce artwork to satisfy the requirements of this Policy.	
Clause 6.1.2: Requests that the threshold be budgeted, similar to the City of South Perth. Possibly capping the art budget at \$350,000 and requiring the rest to be paid as a cash contribution.		Refer to the 'On-Site Artwork Contribution Limit' section in the report.	
Clause 6.2.1: States that developers must submit a detailed public art report identifying their approach, and also if they are engaging a public art consultant which is highly recommended.		This information will be detailed in the Public Art Management Plan and Public Art Guidelines.	
Clause 6.3.3: Requests that the reduction be higher than 10% to create more incentive. States that the City of Vincent offers a 15% discount.	Refer to the 'Contribution Discount' section in the report.		

12.2 Nominations to Committees

Voting Requirement	:	Absolute Majority
Subject Index	:	175/004, 175/007
Location/Property Index	:	N/A
Application Index	:	N/A
Disclosure of any Interest	:	Nil
Previous Items	:	N/A
Applicant	:	N/A
Owner	:	N/A
Responsible Division	:	Corporate and Governance

Council role

Executive The substantial direction setting and oversight role of the Council e.g. adopting plans and reports, accepting tenders, directing operations, setting and amending budgets.

Purpose of report

To elect and appoint Cr Harris to be a member or proxy member of the Executive Committee and a proxy member to the Standing Committee (Audit and Risk) following the resignation of Cr Vijay.

Summary and key issues

Cr Vijay resigned as the Central Ward City of Belmont Councillor on the 16 October 2024. Cr Harris was sworn in as the new Central Ward Councillor at the Ordinary Council Meeting held on 22 October 2024. Replacement appointments to the Executive Committee and Standing Committee (Audit and Risk) are required.

Officer Recommendation

That Council:

1. Appoints Cr Harris to the Executive Committee as a Member or Proxy Member.
2. Appoints Cr Harris to the Standing Committee (Audit and Risk) as Proxy Member.

An absolute majority of Council is required

Location

Not applicable.

Consultation

There has been no specific consultation undertaken in respect to this matter.

Strategic Community Plan implications

In accordance with the 2024–2034 Strategic Community Plan:

Key Performance Area: Performance

Outcome: 10. Effective leadership, governance and financial management.

Outcome: 11. A happy, well informed and engaged community.

Policy implications

There are no policy implications associated with this report.

Statutory environment

s5.8 of the *Local Government Act 1995 (WA)* (“the Act”) states:

A local government may establish* committees of 3 or more persons to assist the council and to exercise the powers and discharge the duties of the local government that can be delegated to committees.

* *Absolute majority required.*

S5.9 of the *Local Government Act 1995 (WA)* states:

(1) In this section —

other person means a person who is not a council member or an employee.

(2) A committee is to comprise —

- (a) council members only; or
- (b) council members and employees; or
- (c) council members, employees and other persons; or
- (d) council members and other persons; or
- (e) employees and other persons; or
- (f) other persons only.

s5.10 of the *Local Government Act 1995 (WA)* states:

- (1) A committee is to have as its members —
 - (a) persons appointed* by the local government to be members of the committee (other than those referred to in paragraph (b)); and
 - (b) persons who are appointed to be members of the committee under subsection (4) or (5).

* *Absolute majority required.*
- (2) At any given time each council member is entitled to be a member of at least one committee referred to in section 5.9(2)(a) or (b) and if a council member nominates himself or herself to be a member of such a committee or committees, the local government is to include that council member in the persons appointed under subsection (1)(a) to at least one of those committees as the local government decides.
- (3) Section 52 of the *Interpretation Act 1984* applies to appointments of committee members other than those appointed under subsection (4) or (5) but any power exercised under section 52(1) of that Act can only be exercised on the decision of an absolute majority of the council.
- (4) If at a meeting of the council a local government is to make an appointment to a committee that has or could have a council member as a member and the mayor or president informs the local government of his or her wish to be a member of the committee, the local government is to appoint the mayor or president to be a member of the committee.
- (5) If at a meeting of the council a local government is to make an appointment to a committee that has or will have an employee as a member and the CEO informs the local government of his or her wish —
 - (a) to be a member of the committee; or
 - (b) that a representative of the CEO be a member of the committee, the local government is to appoint the CEO or the CEO's representative, as the case may be, to be a member of the committee.

Background

Following the resignation of Cr Vijay, two vacancies have arisen on the below Committees:

- Executive Committee – Member or Proxy Member
- Standing Committee (Audit and Risk) – Proxy Member

Specific powers and duties for Committee Members are set by the constitution or Terms of Reference of each committee. If Cr Harris is intending to be a Committee Member, he should make himself familiar with the roles and responsibilities of the relevant committee.

General (legal) duties for committee, group or association members are also worth noting:

- (a) **The duty to act bona fide in the interests of the association as a whole.** Generally, Committee Members are vested with a right and duty to decide where the committee/group's interests lie, and how they are to be served, so their judgement is generally not open to review provided that the Committee Members have exercised their powers in good faith and not for irrelevant purposes or arbitrarily.
- (b) **Duty not to act for an improper purpose.**
For example, to benefit oneself or one's associate, or to act in such a way as to disadvantage Members of the association whilst advantaging others.
- (c) **Duty to avoid conflicts of interest.** This is particularly important where the Committee Member (or a close associate) has in mind to enter into a contract with the association in their own right.
- (d) **Duty not to abuse confidential information or corporate opportunities obtained in the course of Committee Membership.**
- (e) **Duty of care.**
The duty of care is said to be a duty to take reasonable steps to place oneself in a position to guide and monitor the management of the committee, group or association in the best interests of that company or association.

Report

Appointments to the Executive Committee and Standing Committee (Audit and Risk) are required following the resignation of Cr Vijay. Information regarding the purpose, composition and other meeting information for each Group is set out below.

The membership of each vacancy is until October 2025.

Executive Committee

Section 5.10(2) of the Act states that all elected members are entitled to be on at least one committee that is made up of elected members only (s 5.9(a)) or elected members and employees (s 5.9(b)).

As the City only has one committee that meets the requirements of 5.9 (a) or (b) of the Act, the Mayor and all eight Councillors are entitled to be a member of the Executive Committee.

Cr Harris, the newly elected Central Ward Councillor has the option to join this Committee if he wishes. If Cr Harris chooses not to be a Member of the Executive Committee, he would be appointed as a Proxy Member to Cr Sekulla (Central Ward Councillor).

The below table shows the current representation on the Executive Committee.

Membership	Status	Proxy
Mayor*	Mayor Rossi	N/A
Deputy Mayor**	Cr Sessions	N/A
Member	Cr Davis	N/A
Member	Cr Kulczycki	N/A
Member	Cr Marks	N/A
Member	Cr Ryan	N/A
Member	Cr Sekulla	N/A
Member	Cr Powell	N/A

The duties and responsibilities of the Executive Committee members is to:

1. Make recommendations to Council on CEO performance reviews;
2. Review and recommend annual goals and targets for the CEO against key result areas to Council for consideration;
3. Make recommendations to Council on CEO remuneration reviews and assessments;
4. Assess and make recommendations on actions arising from complaints against the CEO, Councillors and the Mayor as prescribed in Council's Complaints Management Procedure;
5. Make recommendation to Council on CEO appointments;
6. Make recommendations to Council on CEO contract reviews and/or renewals.

Executive Committee meetings are held on a Monday evening in February and July.

Standing Committee (Audit and Risk)

Members and Proxy Members from each Ward are appointed to this Committee. Due to Cr Vijay's resignation, there is a vacancy for a Central Ward proxy member. Cr Harris is to be appointed to this position by Council.

The below table shows the current representation on the Standing Committee (Audit and Risk).

Membership	Status	Proxy
Mayor - Ex Officio	Mayor Rossi	N/A
Central Ward Elected Member	Cr Sekulla	Vacancy
East Ward Elected Member	Cr Ryan	Cr Marks
South Ward Elected Member	Cr Davis	Cr Powell
West Ward Elected Member	Cr Kulczycki	Cr Sessions
Independent Member	Ms S Zulsdorf	N/A

The duties and responsibilities of the Committee members are set out in the Terms of Reference (refer Attachment 12.2.1).

Standing Committee (Audit and Risk) meetings are held on a Monday evening in February, July and November.

Financial implications

There are no financial implications evident at this time.

Environmental implications

There are no environmental implications associated with this report.

Social implications

There are no social implications associated with this report.

Attachment details

Attachment No and title
1. Terms of Reference Standing Committee Audit and Risk [12.2.1 - 5 pages]

TERMS OF REFERENCE
STANDING COMMITTEE (AUDIT AND RISK)

LAST UPDATED: Ordinary Council Meeting 26 March 2024

Purpose

To assist the Council to discharge its responsibilities with regard to the exercise of due care and diligence in relation to the reporting of financial information, the application of accounting policies, and the management of the financial affairs of the City of Belmont (City) in accordance with the provisions of the *Local Government Act 1995* and associated Regulations including an assessment of the management of risk.

The Committee is a formally appointed Committee of Council and is responsible to that body. The Committee does not have executive powers or authority to implement actions in areas over which the Chief Executive Officer (CEO) has legislative responsibility and does not have any delegated power from Council. The Committee does not have any management functions and cannot involve itself in management processes or procedures.

The Committee is to report to Council and provide appropriate advice and recommendations on matters relevant to its terms of reference in order to facilitate informed decision making by Council in relation to the legislative functions and duties of the City that have not been delegated to the CEO.

Objective

The primary objective of the Standing Committee (Audit and Risk) is to accept responsibility for the annual external audit and liaise with the Office of the Auditor General (OAG) so that Council can be satisfied with the performance of the City in managing its financial affairs.

Reports from the Committee will assist Council in discharging its legislative responsibilities of governing the City's affairs, performing the City's functions, determining the City's policies and overseeing the allocation of the City's finances and resources. The Committee will ensure openness in the City's financial reporting and will liaise with the CEO to ensure that effective management of the City's financial accounting systems and compliance with legislation.

The Committee is to facilitate:

- The enhancement of the credibility and objectivity of internal and external financial reporting;
- Effective management of financial and other risks and the protection of Council assets;
- Compliance with laws and regulations as well as use of best practice guidelines relative to the appropriateness and effectiveness of the City's

Attachment 12.2.1 Terms of Reference Standing Committee Audit and Risk

systems and procedures for risk management, internal control and legislative compliance;

- The coordination of the internal audit function with the external audit; and
- The provision of an effective means of communication between the external auditor, internal auditor, the CEO and Council.

Duties and Responsibilities

The duties and responsibilities of the Committee members will be to –

1. Internal and External Audit Planning and Reporting

- a. Provide guidance and assistance to Council as to carrying out the functions of the City in relation to audits;
- b. Meet with the auditor once in each year and provide a report to Council on the matters discussed and outcome of those discussions;
- c. Liaise with the CEO to ensure that the City does everything in its power to-
 - i. Assist the auditor to conduct the audit and carry out his or her duties under the *Local Government Act 1995*; and
- d. Examine the reports of the auditor after receiving a report from the CEO on the matters and –
 - i. Determine if any matters raised require action to be taken by the City; and
 - ii. Ensure that appropriate action is taken in respect of those matters;
- e. Review the report prepared by the CEO on any actions taken in respect of any matters raised in the report of the auditor and presenting the report to Council for adoption prior to the end of the next financial year or 6 months after the last report prepared by the auditor is received, whichever is the latest in time;
- f. Review the scope of the audit plan and program and its' effectiveness;
- g. Review the appropriateness of special internal audit assignments undertaken by internal audit at the request of the Council or CEO;
- h. Review the level of resources allocated to internal audit and the scope of its authority;
- i. Facilitate liaison between the internal and external auditor to promote compatibility to the extent appropriate, between their audit programs.
- j. Support the auditor as required and have functions to oversee:
 - i. the implementation of audit recommendations made by the auditor, which have been accepted by Council; and
 - ii. Accepted recommendations arising from reviews of the City's systems and procedures

2. Financial Management

- a. Review reports of internal audits and by monitoring the implementation of recommendations made by the audit and reviewing the extent to which Council and management reacts to matters raised;
- b. Review the City's draft annual financial report, focusing on –
 - i. Accounting policies and practices;
 - ii. Changes to accounting policies and practices;
 - iii. The process used in making significant accounting estimates;
 - iv. Significant adjustments to the financial report (if any) arising from the audit process;
 - v. Compliance with accounting standards and other reporting requirements; and significant variances from prior years;
- c. Consider and recommend adoption of the annual financial report to Council. Review any significant changes that may arise subsequent to any such recommendation but before the annual financial report is signed;
- d. Address issues brought to the attention of the Committee, including responding to requests from Council for advice that are within the parameters of the Committee's terms of reference.

3. Legislative Compliance

- a. Seek information or obtain expert advice through the CEO on matters of concern within the scope of the Committee's terms of reference following authorisation from Council.
- b. Review the annual Statutory Compliance Audit Return and make a recommendation on its' adoption to Council;
- c. Review and submit to Council reports prepared by the CEO on the results of the review of appropriateness and effectiveness of systems and procedures in relation to:
 - i. Risk management;
 - ii. Internal controls; and
 - iii. Legislative compliancewhich are each subject to review not less than once in every three financial years.
- d. Review and submit to Council reports prepared on the results of industry comparison reports (i.e. OAG, Department of Local Government, Sport and Cultural Industries, Public Sector Commission, Corruption and Crime Commission and other enquiries).

4. Risk Management

- a. At least once every year consider a report in relation to the management of risk within the City and satisfy itself that appropriate controls and processes are in operation and are adequate for dealing with the risks that impact on the City.
- b. To examine and consider the transfer of risk through an annual review of Council's insurances.
- c. To address any specific requests referred to it from Council in relation to issues of risk and risk management.

Membership

1. The membership of the Committee shall comprise the Mayor (Ex Officio) and an Elected Member from each of the four wards. The Elected Members being determined by nomination and if necessary, a ballot conducted at the Special Council Meeting following the City's ordinary election;
2. The membership of the Committee shall also comprise of an independent member who is to be appointed for a term of two years to expire immediately prior to the next City ordinary election. This independent member is not to be a staff member or Elected Member.
3. If a vacancy on the Committee occurs for whatever reason, then Council shall appoint a replacement in accordance with the same arrangements as for the original appointment set out in 1 and (if considered appropriate) 2 above.

Staff Attendees

The following staff will attend Committee meetings to provide technical support and advice:

- Chief Executive Officer;
- Senior Internal Auditor;
- Director Corporate and Governance;
- Manager Finance, as required;
- Manager Governance and Legal, as required;
- Coordinator Business Planning, Improvement and Risk as required; and
- Additional staff where relevant to the agenda, with Director approval.

Other Attendees

Relevant persons may be invited to attend and address or advise the Committee, within the ambit of its scope and where necessary with the approval of the Director Corporate and Governance and the Presiding Member.

Meetings

The Committee shall have flexibility in relation to when it needs to meet, but as a minimum shall meet twice a year. It is the responsibility of the Presiding Member to call the meetings of the Committee.

12.3 Accounts for Payment October 2024

Voting Requirement	:	Simple Majority
Subject Index	:	54/007 - Creditors Payment Authorisations
Location/Property Index	:	N/A
Application Index	:	N/A
Disclosure of any Interest	:	Nil
Previous Items	:	N/A
Applicant	:	N/A
Owner	:	N/A
Responsible Division	:	Corporate and Governance

Council role

Executive The substantial direction setting and oversight role of the Council e.g. adopting plans and reports, accepting tenders, directing operations, setting and amending budgets.

Purpose of report

To present to Council the list of expenditure paid for the period 1 October 2024 to 31 October 2024 under delegated authority.

Summary and key issues

A list of payments is presented to the Council each month for confirmation and endorsement in accordance with the *Local Government (Financial Management) Regulations 1996 (WA)*.

Officer Recommendation

That the Authorised Payment Listing for October 2024 as provided under Attachment 12.3.1 be received.

Location

Not applicable.

Consultation

There has been no specific consultation undertaken in respect to this matter.

Strategic Community Plan implications

In accordance with the 2024–2034 Strategic Community Plan:

Key Performance Area: Performance

Outcome: 10. Effective leadership, governance and financial management.

Outcome: 11. A happy, well-informed and engaged community.

Policy implications

There are no policy implications associated with this report.

Statutory environment

Regulation 13(1) of the *Local Government (Financial Management) Regulations 1996 (WA)* states:

“If the local government has delegated to the CEO the exercise of its power to make payments from the municipal fund or the trust fund, a list of accounts paid by the CEO is to be prepared each month showing for each account paid since the last such list was prepared:

- (a) the payee's name;
- (b) the amount of the payment;
- (c) the date of the payment; and
- (d) sufficient information to identify the transaction.”

(3) A list prepared under sub regulation (1) is to be presented to Council at the next ordinary meeting of Council after the list is prepared; and recorded in the minutes of that meeting.

Regulation 13A of the *Local Government (Financial Management) Regulations 1996 (WA)* effective from 1 September 2023 states:

- (1) If a local government has authorised an employee to use a credit, debit or other purchasing card, a list of payments made using the card must be prepared each month showing the following for each payment made since the last such list was prepared —
 - (a) the payee's name;

- (b) the amount of the payment;
 - (c) the date of the payment;
 - (d) sufficient information to identify the payment.
- (2) A list prepared under subregulation (1) must be —
- (a) presented to the council at the next ordinary meeting of the council after the list is prepared; and
 - (b) recorded in the minutes of that meeting.

Background

Council has delegated to the Chief Executive Officer under Delegation 1.1.18 to make payment from the Municipal and Trust Fund account. In accordance with Regulation 13(1) of the *Local Government (Financial Management) Regulations 1996 (WA)*, where this power has been delegated, a list of payments each month is to be compiled and presented to Council.

Report

The following summary of payments are recommended for confirmation and endorsement.

Payment type	Payment reference	\$
Municipal Fund Cheques	788891	342.45
Municipal Fund EFTs	EF092600 –EF093234	7,723,342.44
Municipal Fund Payroll	October 2024	2,440,374.78
Trust Fund EFT	EF092773-EF092844	55,222.94
Total Payments for October 2024		10,219,282.61

A copy of the Authorised Payment Listing is included as Attachment 12.3.1.

Financial implications

All expenditure included in the Authorised Payment Listing is in accordance with Council's Annual budget.

Environmental implications

There are no environmental implications associated with this report.

Social implications

There are no social implications associated with this report.

Attachment details

Attachment No and title
1. October 2024 Payments [12.3.1 - 9 pages]

Attachment 12.3.1 October 2024 Payments



City of Belmont

Accounts for Payment - October 2024

Compiled : 05/11/24 15:36

Pmnt Ref	Date	CR Code	Supplier	Pmnt Amt	Description
Contractors					
EF092686	04/10/24	00043	Frankensound	3,850.00	Library Presentation - Art Awards
EF092689	04/10/24	00221	John Hughes Group	81,311.55	Plant Purchase
EF092692	04/10/24	00608	Programmed Skilled Workforce Ltd	5,150.18	Labour/Personnel Hire
EF092694	04/10/24	00707	LoGo Appointments	7,826.76	Labour/Personnel Hire
EF092696	04/10/24	01002	RAC Businesswise Vehicle Breakdowns	216.00	Plant Parts & Repairs- Breakdown Service
EF092697	04/10/24	01243	WARP Pty Ltd	2,574.76	Traffic Control - Various Locations
EF092699	04/10/24	01353	Aurion Corporation Pty Ltd	4,840.00	Computer Software Maintenance- Aurion
EF092701	04/10/24	01393	Comestibles	15,446.50	Catering - Art Awards 2024
EF092702	04/10/24	01507	The Pressure King	5,989.50	Graffiti Removal - Various Location
EF092703	04/10/24	01731	Charter Plumbing and Gas	2,111.42	Plumbing Maintenance/Supplies
EF092704	04/10/24	01760	Department of Local Government, Sport & Cultural Industries	5,165.60	Professional Fees - Standards Panel 2023-2024
EF092710	04/10/24	02210	Macri Partners	1,595.00	Audit Fee
EF092711	04/10/24	02387	Triton Electrical Contractors Pty Ltd	374.00	Electrical Contractor - COB
EF092712	04/10/24	02410	System Maintenance T/A Systems By Ballantyne	651.05	Plumbing Maintenance/Supplies
EF092713	04/10/24	02425	Prestige Alarms	1,526.80	Security Services
EF092716	04/10/24	03537	Mackay Urban Design	840.00	Professional Fees - Design Review Panel August 2024
EF092717	04/10/24	03543	Labyrinth Constructions	1,960.00	Building Construction - Property Maintenance
EF092720	04/10/24	04002	Ray White Urban Springs	5,509.25	Professional Fees - Property Maintenance
EF092721	04/10/24	04137	Greive Panelbeaters	500.00	Plant Parts & Repairs
EF092722	04/10/24	04146	JB Hi-Fi Group Commercial Account, Osborne Park	2,622.69	Electrical Goods
EF092727	04/10/24	04713	Festoon Lighting Perth	3,175.01	Plant/Equipment Hire - Mayoral & Civic Dinner
EF092730	04/10/24	05190	Mark Foote	733.70	Building Maintenance - COB
EF092731	04/10/24	05283	IRP Pty Ltd	3,347.91	Labour/Personnel Hire
EF092732	04/10/24	05547	FE Technologies Pty Ltd	23,921.92	Computer Hardware Maintenance - Annual Maintenance & Service
EF092733	04/10/24	05568	Allstate Kerbing and Concrete	3,339.60	Kerbing and Concrete - COB
EF092734	04/10/24	05789	Resolve Surveying Services	4,730.00	Survey Expenses - Road Detail Surveys
EF092736	04/10/24	05963	Mr Poplants	1,457.50	Plant/Equipment Hire - Belvidere Street Locals
EF092737	04/10/24	06114	Technologically Speaking	350.00	Library Presentation - Workshop
EF092738	04/10/24	06130	Amalgam Recruitment	1,910.34	Labour/Personnel Hire
EF092739	04/10/24	06188	Cannington Retravision	294.80	Electrical Goods
EF092740	04/10/24	06293	Freo Fire Maintenance Services Pty Ltd	101.20	Fire Equipment/Service
EF092741	04/10/24	06312	BroadSpec Environmental	1,155.00	Building Maintenance - COB
EF092742	04/10/24	06328	Michelle Smith	770.00	Music/Entertainment Expenses - Art Awards
EF092744	04/10/24	06414	Complete Glass & Glazing Services	520.00	Oasis- Window Glass Repair
EF092746	04/10/24	06580	Omnicom Media Group	508.56	Advertising
EF092747	04/10/24	06592	Grosvenor Engineering Group	2,178.00	Electrical Contractor - COB
EF092748	04/10/24	06608	Robert Walters Pty Ltd	1,731.54	Labour/Personnel Hire
EF092749	04/10/24	06623	Glen Flood Group Pty Ltd T/as GFG Consulting	5,861.63	FOGO Customer Service Officer
EF092750	04/10/24	06687	SJC Building Group	61,981.30	Building Maintenance - Gabriel Garden Unit Refurbishment
EF092751	04/10/24	06691	Wood Recruitment Pty Ltd	2,349.60	Labour/Personnel Hire
EF092754	04/10/24	06751	HFM Asset Management	1,584.00	Building Maintenance
EF092755	04/10/24	06764	Built Environment Collective Pty Ltd	23,780.35	Oasis - Pool Forensic Study & Sampling
EF092756	04/10/24	06773	Evolve Talent	3,296.01	Labour/Personnel Hire
EF092757	04/10/24	06852	Amanda Elizabeth Morgan	350.00	Library Presentation - Shark Biology
EF092758	04/10/24	06874	Bug Busters	346.50	Pest Control - COB
EF092759	04/10/24	06889	PTG Consulting Pty Ltd	22,862.40	Belmont Sustainable Transport Plan
EF092760	04/10/24	06900	AMS Installation & Maintenance Solutions	2,926.00	Airconditioning/Refrigeration Maintenance - COB
EF092761	04/10/24	06918	Arboribus Pty Ltd	9,240.00	Professional Fee-The Esplanade Ascot Arboriculture Design & Review
EF092762	04/10/24	06921	Fix Your Bits	192.50	Building Maintenance
EF092764	04/10/24	06928	Integrity Staffing	5,735.06	Labour/Personnel Hire
EF092765	04/10/24	06939	Azarmidokht Zamani	320.00	Community Art Classes
EF092766	04/10/24	06947	wearJPW- Jarren Wyatt	425.00	Community Art Classes
EF092767	04/10/24	06949	Exelnetwork - Appliance	4,565.00	Professional Fees - Testing
EF092776	11/10/24	00083	Ascot Veterinary Hospital	40.00	Pound Expenses
EF092777	11/10/24	00118	Australia Post	5,673.65	Postage
EF092780	11/10/24	00608	Programmed Skilled Workforce Ltd	14,319.59	Labour/Personnel Hire
EF092781	11/10/24	00718	Major Motors Pty Ltd	220.07	Plant Parts & Repairs
EF092787	11/10/24	01507	The Pressure King	825.00	Graffiti Removal - Various Location
EF092788	11/10/24	01773	Industrial Biomedical Electronic Services	486.75	Civic Cnt - Bin Lifter Repair
EF092793	11/10/24	02958	Yoshino Sushi	183.26	Catering/Catering Supplies
EF092794	11/10/24	03419	Gott Health	1,485.00	Community Exercise Classes
EF092795	11/10/24	03543	Labyrinth Constructions	40,062.00	Building Construction - Property Maintenance
EF092796	11/10/24	03855	Invarion RapidPlan Pty Ltd	1,648.35	Computer Software Maintenance - Subscription 2024/2025
EF092797	11/10/24	04454	FM Contract Solutions Pty Ltd	892.62	Auditing of Client Sites - August 2024
EF092798	11/10/24	04974	Turf Care WA Pty Ltd	4,972.52	Turf Maintenance - Various Parks
EF092799	11/10/24	05016	Cyclus Pty Ltd	2,233.55	Labour/Personnel Hire
EF092800	11/10/24	05283	IRP Pty Ltd	10,011.82	Labour/Personnel Hire
EF092801	11/10/24	05336	West-Sure Group Pty Ltd	520.30	Security Services
EF092803	11/10/24	05493	Dapth	2,007.50	Computer Software Maintenance - Website Support
EF092804	11/10/24	05540	Objective Corporation Ltd	30,015.56	Computer Hardware Maintenance - Annual Maintenance & Service
EF092805	11/10/24	05558	BlueFit Pty Ltd	368.00	Oasis Expenses - Court Hire August 2024
EF092806	11/10/24	05712	West Aussie Amusements P/L T/as Laser Corps WA	900.00	Music/Entertainment Expenses - Kidzfest
EF092808	11/10/24	05808	Colliers International - Cygnet West	1,925.00	Consultancy - GEH Corridor & Golden Gateway Plan
EF092809	11/10/24	05819	Ritz Drycleaners	186.35	Cleaning Services
EF092810	11/10/24	06094	Boyan Electrical Services	8,464.50	Electrical Contractor
EF092811	11/10/24	06126	Maintenance Experts Pty Ltd	1,990.00	Computer Software Maintenance - Annual Subscription
EF092812	11/10/24	06130	Amalgam Recruitment	1,722.44	Labour/Personnel Hire

Attachment 12.3.1 October 2024 Payments

Pmnt Ref	Date	CR Code	Supplier	Pmnt Amnt	Description
EF092813	11/10/24	06160	SEEK Limited	1,814.56	Advertising
EF092815	11/10/24	06203	Ngala Boodja Aboriginal Land Care	6,325.00	Maintenance of Natural Areas COB
EF092816	11/10/24	06345	SoCo Studios - Travis Hayto Photography	660.00	Photography/Framing Expenses
EF092817	11/10/24	06422	Art Display Hire	13,502.85	Art Awards/Exhibition - Art Awards Display
EF092818	11/10/24	06469	Element Advisory Pty Ltd	4,378.00	Consultancy - Bilya Kard Boodja
EF092819	11/10/24	06561	Pinyo Fordham	1,410.00	Professional Fees - Branding
EF092820	11/10/24	06592	Grosvenor Engineering Group	584.10	Electrical Contractor - COB
EF092821	11/10/24	06608	Robert Walters Pty Ltd	1,731.54	Labour/Personnel Hire
EF092823	11/10/24	06623	Glen Flood Group Pty Ltd T/as GFG Consulting	4,830.79	FOGO Customer Service Officer
EF092824	11/10/24	06642	Event Artillery Pty Ltd	3,286.00	Catering/Catering Supplies - Mayoral Dinner
EF092825	11/10/24	06687	SJC Building Group	28,162.08	Building Maintenance - Various Locations
EF092826	11/10/24	06691	Wood Recruitment Pty Ltd	469.92	Labour/Personnel Hire
EF092827	11/10/24	06790	Site Architecture Studio Pty Ltd	10,994.50	Belmont Hub Basement Entry Canopy
EF092829	11/10/24	06829	Fenix Structural Engineers Pty Ltd	12,650.00	Professional Fees - Ascot Waters Freshwater Park Design
EF092830	11/10/24	06861	Mode Design Corp	27,838.80	Professional Fees - Civic Centre Design Audit
EF092831	11/10/24	06875	Jimbu4J	269.50	Catering/Catering Supplies
EF092832	11/10/24	06898	CHG-MERIDIAN AUSTRALIA	19,491.53	Plant/Equipment Hire - Oasis Cardio Machine
EF092833	11/10/24	06900	AMS Installation & Maintenance Solutions	220.00	Airconditioning/Refrigeration Maintenance - COB
EF092834	11/10/24	06927	Allion Partners	4,675.00	Legal Expenses
EF092835	11/10/24	06934	Positively Green Pty Ltd	7,370.00	BSRC - Bowling Green Maintenance
EF092836	11/10/24	06947	wearJPW - Jarren Wyatt	800.00	Community Art Classes
EF092837	11/10/24	06948	Agency 296	385.00	Music/Entertainment Expenses - Art Awards
EF092838	11/10/24	06953	Sundance Creative Design	325.00	Music/Entertainment Expenses - Kidzfest
EF092847	18/10/24	00083	Ascot Veterinary Hospital	205.00	Pound Expenses
EF092852	18/10/24	00346	Action Couriers	64.42	Courier Service
EF092853	18/10/24	00390	Landgate	498.85	Title Searches - GRV's Metro & FESA
EF092855	18/10/24	00608	Programmed Skilled Workforce Ltd	2,861.21	Labour/Personnel Hire
EF092857	18/10/24	00707	LoGo Appointments	2,466.75	Labour/Personnel Hire
EF092858	18/10/24	00830	Canon Production Printing Australia Pty Ltd	176.47	Photocopy Expenses
EF092864	18/10/24	01476	Hays Specialist Recruitment	6,269.08	Labour/Personnel Hire
EF092866	18/10/24	01772	Data3 Limited	43,627.60	Computer Software Maintenance - Equipment & Subscription
EF092867	18/10/24	02087	Calraich Pty Ltd T/As Old Macdonald's Travelling Farms WA	1,452.00	Music/Entertainment Expenses - Kidzfest
EF092869	18/10/24	02863	Civil Survey Solutions Pty Ltd	3,850.00	Computer Software Maintenance - Subscription 2024/2025
EF092871	18/10/24	03419	Gott Health	110.00	Community Exercise Classes
EF092872	18/10/24	03504	Classic Tree Services	691.30	Tree Pruning Within CoB
EF092874	18/10/24	03772	Open Windows Australia Pty Ltd	23,178.57	Computer Software Maintenance - Annual Subscription
EF092875	18/10/24	03824	Konica Minolta	6,503.88	Photocopy Expenses
EF092876	18/10/24	03881	Caricature Wizard - Henry Lam	750.00	Music/Entertainment Expenses
EF092877	18/10/24	04120	Randstad Pty Ltd	4,809.20	Labour/Personnel Hire
EF092879	18/10/24	04391	Lifeskills Australia	418.00	Professional Fees - Analysis
EF092881	18/10/24	04713	Festoon Lighting Perth	919.22	Plant/Equipment Hire - Mayoral & Civic Dinner
EF092884	18/10/24	04967	Cockburn Party Hire	7,492.45	Plant/Equipment Hire - Events
EF092885	18/10/24	05016	Cyclus Pty Ltd	224.40	Labour/Personnel Hire
EF092887	18/10/24	05283	IRP Pty Ltd	4,547.84	Labour/Personnel Hire
EF092890	18/10/24	05819	Ritz Drycleaners	185.15	Cleaning Services
EF092892	18/10/24	06126	Maintenance Experts Pty Ltd	1,990.00	Computer Software Maintenance - Annual Subscription
EF092893	18/10/24	06130	Amalgam Recruitment	2,380.09	Labour/Personnel Hire
EF092894	18/10/24	06203	Ngala Boodja Aboriginal Land Care	27,005.00	Maintenance of Natural Areas COB
EF092895	18/10/24	06276	Efficient Site Services (WA)	1,507.00	Gardening Maintenance
EF092896	18/10/24	06295	Savana Environmental	726.00	Rubbish Removals
EF092897	18/10/24	06421	Magic Dale	858.00	Library Presentation - Kidzfest
EF092899	18/10/24	06528	Diplomatik Pty Ltd	7,259.65	Professional Fees - Recruitment Services
EF092901	18/10/24	06608	Robert Walters Pty Ltd	1,696.20	Labour/Personnel Hire
EF092903	18/10/24	06623	Glen Flood Group Pty Ltd T/as GFG Consulting	5,457.38	FOGO Customer Service Officer
EF092906	18/10/24	06750	Access Without Barriers	115,942.31	Building Maintenance - Forster Park Changeroom Upgrade
EF092907	18/10/24	06754	Doon Raj P/L - T/as Belmont (WA) Carpet Court	13,365.00	Building Maintenance - Creche Carpets and Tiles
EF092909	18/10/24	06773	Evolve Talent	6,676.53	Labour/Personnel Hire
EF092910	18/10/24	06798	Aspire Performance Training	2,461.18	Professional Fees - Executive Coaching
EF092911	18/10/24	06840	Landscape Elements	14,295.60	Gardening Maintenance - Epsom Park
EF092914	18/10/24	06916	Tamara Yoga	275.00	Community Exercise Classes - Yoga
EF092915	18/10/24	06928	Integrity Staffing	5,591.67	Labour/Personnel Hire
EF092935	25/10/24	00390	Landgate	370.70	Title Searches - GRV's Metro & FESA
EF092936	25/10/24	00394	Child & Adolescent Health Service - Dept of Health WA	721.86	Immunisation Expenses - September 2024
EF092937	25/10/24	00608	Programmed Skilled Workforce Ltd	2,861.21	Labour/Personnel Hire
EF092938	25/10/24	00613	Qualcon Laboratories Pty Ltd	1,254.00	Bore Drilling/ Maintenance- Pavement Investigation
EF092940	25/10/24	00760	Alison M Barrett, Art Consultant	357.50	Public Art Project Consultancy - Wilson Park
EF092944	25/10/24	01831	Mow Master Turf Equipment	210.00	Plant Parts & Repairs
EF092945	25/10/24	02290	Belmont Potters Group Inc	2,300.00	Pottery Workshop - Community Markets
EF092946	25/10/24	02844	Chandler Macleod Group Ltd	10,028.25	Labour/Personnel Hire
EF092947	25/10/24	02849	Total Nissan and Kia - Total Autos (1990)	38,503.65	Plant Purchase
EF092948	25/10/24	02863	Civil Survey Solutions Pty Ltd	21,917.50	Computer Software Maintenance - Subscription 2024/2025
EF092950	25/10/24	03504	Classic Tree Services	29,621.43	Tree Pruning Within CoB
EF092951	25/10/24	03543	Labyrinth Constructions	5,408.70	Building Construction - Property Maintenance
EF092952	25/10/24	03593	Philip Swain	1,159.00	Labour/Personnel Hire
EF092955	25/10/24	04454	FM Contract Solutions Pty Ltd	892.62	Auditing of Client Sites - September 2024
EF092957	25/10/24	04529	Southern Cross Care (WA) Inc	75,574.87	Rates and ESL Refund - Duplicate Payment
EF092958	25/10/24	04779	One 20 Productions	12,707.20	Plant/Equipment Hire
EF092959	25/10/24	04991	Two Feet & A Heartbeat	3,300.00	Library Presentation - Heritage Walking Tour
EF092960	25/10/24	05016	Cyclus Pty Ltd	224.40	Labour/Personnel Hire
EF092961	25/10/24	05123	West Coast Bus Charters Pty Ltd	4,620.00	Plant/Equipment Hire - Shuttle Bus Kidzfest
EF092962	25/10/24	05127	Champion Music	1,320.00	Music/Entertainment Expenses - Citizenship Ceremony
EF092963	25/10/24	05181	Aloft Hotel Perth	1,440.00	Catering/Catering Supplies - OLT Culture & Leadership

Attachment 12.3.1 October 2024 Payments

Pmnt Ref	Date	CR Code	Supplier	Pmnt Amnt	Description
EF092964	25/10/24	05190	Mark Foote	1,670.90	Building Maintenance - COB
EF092965	25/10/24	05328	Fliptease Pty Ltd	7,260.00	Music/Entertainment Expenses - Kidzfest
EF092967	25/10/24	05576	NPB Security Australia	2,476.27	Security Services
EF092968	25/10/24	05589	Merit Consulting Group	941.33	Rubbish Removals
EF092969	25/10/24	05776	Level 5 Design Pty Ltd	828.00	Professional Fees - Planning
EF092970	25/10/24	05819	Ritz Drycleaners	232.35	Cleaning Services
EF092971	25/10/24	05887	1Spatial Australia Pty Ltd	16,500.00	Computer Software Maintenance - Subscription
EF092972	25/10/24	06094	Boyan Electrical Services	1,064.69	Electrical Contractor
EF092973	25/10/24	06146	SpacetoCo Pty Ltd	1,980.00	Computer Software Maintenance - Subscription
EF092974	25/10/24	06168	Unicone	1,535.02	Catering/Catering Supplies - Kidzfest
EF092975	25/10/24	06203	Ngala Boodja Aboriginal Land Care	4,213.65	Maintenance of Natural Areas COB
EF092976	25/10/24	06293	Freo Fire Maintenance Services Pty Ltd	275.00	Fire Equipment/Service
EF092977	25/10/24	06304	Prestige Property Maintenance	3,733.40	Gardening Maintenance
EF092978	25/10/24	06312	BroadSpec Environmental	2,365.00	Building Maintenance -COB
EF092981	25/10/24	06493	Chips on a Stick	3,880.00	Library Presentation - Kidzfest
EF092982	25/10/24	06528	Diplomatik Pty Ltd	6,595.42	Professional Fees - Recruitment Services
EF092983	25/10/24	06554	Made To Be Messy	1,828.75	Community Art Classes - Kidzfest
EF092984	25/10/24	06608	Robert Walters Pty Ltd	1,802.21	Labour/Personnel Hire
EF092985	25/10/24	06612	My Media Intelligence Pty Ltd	16,054.50	Professional Fees - Subscription
EF092986	25/10/24	06699	All G Investments- Total Tint Solutions	952.05	Building Maintenance - Oasis Frost Windows
EF092989	25/10/24	06753	Theme Group	1,210.00	Cleaning Services
EF092990	25/10/24	06773	Evolve Talent	3,380.52	Labour/Personnel Hire
EF092993	25/10/24	06875	Jimbu4J	660.00	Catering/Catering Supplies
EF092994	25/10/24	06901	Educated by Nature Pty Ltd	2,379.30	Music/Entertainment Expenses - Kidzfest
EF092995	25/10/24	06937	Nightguard Security Services	9,610.31	Security Services - Kidzfest
EF092996	25/10/24	06964	A & L Trading WA	2,185.00	Catering/Catering Supplies - Kidzfest
EF093002	30/10/24	00195	Bin Bath Australia Pty Ltd	1,011.03	Cleaning Services
EF093005	30/10/24	00221	John Hughes Group	775.50	Plant Parts & Repairs
EF093006	30/10/24	00230	Jackson McDonald	6,147.90	Legal Expenses
EF093009	30/10/24	00247	CAI Fences	440.00	Fencing
EF093013	30/10/24	00295	Capital Recycling	11,231.00	Rubbish Removals
EF093014	30/10/24	00305	CJD Equipment Pty Ltd	1,900.48	Mower Parts & Repairs
EF093016	30/10/24	00346	Action Couriers	35.63	Courier Service
EF093017	30/10/24	00350	Veolia Environmental Services	472,052.62	Rubbish Removals
EF093018	30/10/24	00390	Landgate	3,610.15	Title Searches - GRV's Metro & FESA
EF093019	30/10/24	00391	Chemistry Centre (WA) t/as ChemCentre	2,044.55	Professional Fees - Testing
EF093021	30/10/24	00412	Dowsing Group Pty Ltd	83,826.00	Concrete Contractor - Profiling and Concrete Various Locations
EF093024	30/10/24	00575	Reward Hospitality	626.38	Catering/Catering Supplies
EF093025	30/10/24	00585	Hydroquip Pumps	170,503.30	Pump Maintenance - Various Parks
EF093027	30/10/24	00613	Qualcon Laboratories Pty Ltd	3,168.00	Core Analysis and Asphalt Testing
EF093030	30/10/24	00665	Kennards Hire Pty Ltd	586.90	Plant/Equipment Hire
EF093031	30/10/24	00699	Marketforce Pty Ltd	1,599.30	Advertising & Printing
EF093032	30/10/24	00718	Major Motors Pty Ltd	7,585.98	Plant Parts & Repairs
EF093033	30/10/24	00726	T-Quip	149.40	Plant Parts & Repairs
EF093034	30/10/24	00760	Alison M Barrett, Art Consultant	357.50	Public Art Project Consultancy - Wilson Park
EF093036	30/10/24	00815	New Town Toyota	74,421.17	Plant Purchase
EF093037	30/10/24	00830	Canon Production Printing Australia Pty Ltd	430.57	Photocopy Expenses
EF093038	30/10/24	00858	Park Motor Body Builders	3,630.00	Plant Parts & Repairs
EF093039	30/10/24	00931	Sonic HealthPlus Pty Ltd	1,157.20	Pre Employment Medicals
EF093040	30/10/24	00972	Repco Auto Parts	727.99	Plant Parts & Repairs
EF093041	30/10/24	00988	Reece Australia Pty Ltd	1,892.87	Plumbing Maintenance/Supplies
EF093044	30/10/24	01059	Sledgehammer Concrete Cutting Service	763.09	Concrete Contractor
EF093045	30/10/24	01074	Shred-X Pty Ltd	788.16	Rubbish Removals
EF093047	30/10/24	01090	St John Ambulance Australia Inc	780.50	First Aid Service
EF093049	30/10/24	01097	Dept of the Premier & Cabinet	420.66	Advertising - Firebreak & Fire Hazard Notice
EF093050	30/10/24	01112	Sunny Industrial Brushware	719.40	Plant Parts & Repairs
EF093051	30/10/24	01138	E & M J Rosher Pty Ltd	312.06	Plant Parts & Repairs
EF093053	30/10/24	01186	ZircoDATA Pty Ltd	2,409.87	Records Storage
EF093054	30/10/24	01233	Stihl Shop Redcliffe	5,128.00	Tools/Tool Repairs
EF093055	30/10/24	01237	Wren Oil	3,014.00	Rubbish Removals
EF093056	30/10/24	01243	WARP Pty Ltd	25,522.38	Traffic Control - Various Locations
EF093058	30/10/24	01255	Wattleup Tractors	766.25	Plant Parts & Repairs
EF093061	30/10/24	01289	Wayne's Windscreens Pty Ltd	376.00	Plant Parts & Repairs
EF093063	30/10/24	01379	Smartech Systems Oceania (was Quadiant Oceania)	1,318.90	Office Equipment - Lette Folding Machine
EF093065	30/10/24	01507	The Pressure King	28,051.95	Graffiti Removal - Various Location
EF093066	30/10/24	01533	WC Convenience Management	5,462.61	Building Maintenance
EF093070	30/10/24	01639	Show Ski W A Inc	2,750.00	Music/Entertainment Expenses- Kidzfest
EF093071	30/10/24	01712	Donegan Enterprises Pty Ltd	14,545.75	Various Parks Repairs and Maintenance
EF093072	30/10/24	01713	M P Rogers and Associates	3,887.33	Professional Fees - Garvey Park Foreshore
EF093073	30/10/24	01721	Fulton Hogan Industries	128,986.68	Road Building Contractor - Asphalt
EF093074	30/10/24	01731	Charter Plumbing and Gas	10,108.12	Plumbing Maintenance/Supplies
EF093075	30/10/24	01789	Allcom Communications	221.10	Two Way Radio Expenses
EF093076	30/10/24	02023	YMCA of Perth Youth and Community Services Inc	83,660.01	Provision of Youth Services - September 2024
EF093077	30/10/24	02059	Western Resource Recovery Pty Ltd	286.00	Rubbish Removals
EF093078	30/10/24	02086	Pro AV Solutions (WA)	44,468.12	Electrical Contractor - Museum Projector Replacement
EF093083	30/10/24	02207	Wilson Security	139,932.51	Security Services
EF093084	30/10/24	02216	Western Australia Police	180.00	Volunteer National Police Check
EF093085	30/10/24	02234	Blackwell and Associates Pty Ltd	840.00	Professional Fees - Planning
EF093087	30/10/24	02298	Pelican Linemarking	770.00	Line Marking
EF093088	30/10/24	02303	Ultimo Catering and Events	3,259.50	Catering/Catering Supplies
EF093090	30/10/24	02387	Triton Electrical Contractors Pty Ltd	5,340.50	Electrical Contractor - COB
EF093091	30/10/24	02393	Zipform Pty Ltd	612.34	Postage - Rates Notices

Attachment 12.3.1 October 2024 Payments

Pmnt Ref	Date	CR Code	Supplier	Pmnt Amnt	Description
EF093092	30/10/24	02410	System Maintenance T/A Systems By Ballantyne	1,658.73	Plumbing Maintenance/Supplies
EF093093	30/10/24	02411	Allsports Linemarking	1,688.50	Line Marking
EF093094	30/10/24	02425	Prestige Alarms	3,726.80	Security Services
EF093096	30/10/24	02589	Zenien	5,340.16	Security Services
EF093097	30/10/24	02670	Aboriginal Productions & Promotions	4,620.00	Music/Entertainment Expenses - Adachi Welcome
EF093098	30/10/24	02672	Ruah Community Services	18,523.31	Provision of Preventive Domestic Violence Service - August 2024
EF093099	30/10/24	02711	CPG Research and Advisory Pty Ltd	3,116.66	Advisory Fee- August & September 2024
EF093101	30/10/24	02779	Natural Area Holdings Pty Ltd	4,675.00	Gardening Maintenance
EF093102	30/10/24	02837	GLG Greenlife Group	27,266.54	Verge Mowing - Various Parks
EF093103	30/10/24	02844	Chandler Macleod Group Ltd	1,295.52	Labour/Personnel Hire
EF093106	30/10/24	02913	Syrinx Environmental Pty Ltd	7,150.00	Landscaping - Esplanade Foreshore
EF093109	30/10/24	03197	West Coast Turf	39,772.70	Turf Maintenance - COB
EF093110	30/10/24	03464	Bridgestone Australia Ltd	46.20	Plant Parts & Repairs
EF093111	30/10/24	03498	Talis Consultants Pty Ltd	4,241.88	Professional Fees - Belmont Belvidere Street - Consultancy
EF093112	30/10/24	03504	Classic Tree Services	40,033.49	Tree Pruning Within CoB
EF093114	30/10/24	03599	Donald Cant Watts Corke (WA) Pty Ltd	3,388.00	HUB- Control Joint Review
EF093116	30/10/24	03648	The Milky Monster	2,325.00	Catering - Kidzfest
EF093117	30/10/24	03789	BPA Engineering	3,839.00	Professional Fees - Wright Street Expansion
EF093118	30/10/24	03955	Flyt Pty Ltd	7,128.00	Professional Fees - Golden Gateway Structure
EF093120	30/10/24	04131	Total Green Recycling Pty Ltd	2,652.51	Rubbish Removals
EF093123	30/10/24	04286	Pumps Australia Pty Ltd	654.50	Plant Parts & Repairs
EF093124	30/10/24	04320	ABM Landscaping	1,320.00	Bricks/Bricklaying - COB
EF093125	30/10/24	04393	People on Bicycles Pty Ltd	4,280.00	Facilitate Cycle Through the City 2024
EF093126	30/10/24	04467	Rent a Fence Pty Ltd	55.24	Fencing
EF093128	30/10/24	04496	Azure Painting Pty Ltd	495.00	Painting Contractor
EF093129	30/10/24	04544	SirsiDyinx Pty Ltd	72,626.31	Computer Software Maintenance - Annual Fee
EF093130	30/10/24	04594	Website Weed and Pest W A Pty Ltd	45,278.12	Weed Control - COB
EF093132	30/10/24	04794	Stiles Electrical Services Pty Ltd	168,175.87	Electrical Contractor - Lighting Towers Middleton Park
EF093133	30/10/24	04870	Tree Care Machinery	96.10	Plant Parts & Repairs
EF093134	30/10/24	04917	Environmental Industries Pty Ltd	18,945.83	Landscape Maintenance - Ascot Waters
EF093135	30/10/24	04974	Turf Care WA Pty Ltd	303.76	Turf Maintenance - Various Parks
EF093136	30/10/24	05016	Cyclus Pty Ltd	897.60	Labour/Personnel Hire
EF093138	30/10/24	05131	Perth City Skoda and Perth City Nissan	2,078.75	Plant Parts & Repairs
EF093140	30/10/24	05283	IRP Pty Ltd	7,778.54	Labour/Personnel Hire
EF093141	30/10/24	05294	Bardfield Engineering	5,720.00	Professional Fees - Sports Goals Wilson Park
EF093142	30/10/24	05339	Elliotts Filtration Pty Ltd	1,133.00	Reticulation Parts & Repairs
EF093143	30/10/24	05427	Horizon West Landscape & Irrigation Pty Ltd	6,857.40	Gardening Maintenance - Various Locations
EF093144	30/10/24	05455	Brajovich Demolition & Salvage (WA) Pty Ltd	38,060.00	Building Maintenance - Asbestos & Tilt Panel Removal
EF093146	30/10/24	05471	Sideshow Amusements Pty Ltd	26,950.00	Plant/Equipment Hire - KidzFest
EF093147	30/10/24	05523	Go Doors Pty Ltd	11,135.25	Building Maintenance - Various Locations
EF093148	30/10/24	05558	BlueFit Pty Ltd	77,898.24	Oasis Management Subsidy September 2024
EF093149	30/10/24	05568	Allstate Kerbing and Concrete	8,879.20	Kerbing and Concrete - COB
EF093150	30/10/24	05612	ASCON Survey and Drafting Pty Ltd	1,422.30	Survey Expenses - Fimington Chase
EF093151	30/10/24	05623	Tree Planting and Watering - Baroness Holdings	189,125.75	Street Tree Watering Services for CoB
EF093152	30/10/24	05642	Steve's Sand Sifting for Playground Services	5,398.96	Sand Sifting - Various Parks
EF093154	30/10/24	05771	AlSCO Pty Ltd	184.26	Cleaning Services
EF093156	30/10/24	05809	Specialized Cleaning Group t/as Clean Sweep	36,696.00	Belmont Carparks - Sweeping Services
EF093157	30/10/24	05819	Ritz Drycleaners	261.30	Cleaning Services
EF093159	30/10/24	05840	Commercial Aquatics Australia Pty Ltd	5,813.50	Oasis Expenses - Monthly Maintenance
EF093160	30/10/24	05855	Rock-n Boptots - Candice Watson	400.00	Library Presentation - Workshop
EF093161	30/10/24	05944	Delron Cleaning Pty Ltd - Ventia	102,093.71	Cleaning Services - Various Locations
EF093162	30/10/24	05953	DADAA Limited	2,852.30	Music/Entertainment Expenses - Art Awards
EF093166	30/10/24	06032	Acrobatch	5,940.00	Music/Entertainment Expenses - Kidzfest
EF093167	30/10/24	06067	TK Elevator Australia Pty Ltd	5,417.10	Building Maintenance
EF093168	30/10/24	06094	Boyan Electrical Services	33,102.21	Electrical Contractor
EF093169	30/10/24	06130	Amalgam Recruitment	4,008.57	Labour/Personnel Hire
EF093170	30/10/24	06203	Ngala Boodja Aboriginal Land Care	11,129.90	Maintenance of Natural Areas COB
EF093171	30/10/24	06212	Civil Sciences and Engineering	12,672.00	Maintenance of Natural Areas COB
EF093172	30/10/24	06262	Hall and Wilcox Lawyers	1,075.04	Legal Expenses
EF093173	30/10/24	06276	Efficient Site Services (WA)	28,116.00	Gardening Maintenance
EF093174	30/10/24	06282	Dell Financial Services Pty Ltd	6,259.37	Plant/Equipment Hire - September 2024
EF093175	30/10/24	06293	Freo Fire Maintenance Services Pty Ltd	8,554.07	Fire Equipment/Service
EF093176	30/10/24	06304	Prestige Property Maintenance	18,789.10	Gardening Maintenance
EF093177	30/10/24	06326	Total Tools Kewdale	355.26	Tools/Tool Repairs
EF093178	30/10/24	06339	Focus Consulting WA Pty Ltd	10,450.00	Electrical Contractor - Sports Lighting Various Parks
EF093179	30/10/24	06345	SoCo Studios - Travis Hayto Photography	2,540.00	Photography/Framing Expenses
EF093181	30/10/24	06377	Choiceone Pty Ltd	14,223.76	Labour/Personnel Hire
EF093182	30/10/24	06382	The Twisted Kitchen	1,730.00	Catering/Catering Supplies - Kidzfest
EF093183	30/10/24	06389	Netstar Australia Pty Ltd	275.00	GPS Tracker Fee
EF093185	30/10/24	06458	ES2 Pty Ltd	9,472.91	Computer Software Maintenance
EF093186	30/10/24	06468	Perth Bouncy Castle Hire	23,991.00	Plant/Equipment Hire - Kidzfest
EF093187	30/10/24	06469	Element Advisory Pty Ltd	2,156.00	Consultancy- Bilya Kard Boodja
EF093188	30/10/24	06472	Overall Perth Gutter Cleaning	2,565.20	Cleaning Services - Various Location
EF093189	30/10/24	06496	Honey Creme	1,455.00	Catering/Catering Supplies- Kidzfest
EF093190	30/10/24	06570	Industrias Services Group Pty Ltd	1,815.00	Building Maintenance- Solar Panel
EF093191	30/10/24	06580	Omnicom Media Group	15,799.58	Advertising
EF093193	30/10/24	06591	Blue Tang (WA) T/A The Reef Unit Trust	2,750.00	Professional Fees - Faulkner Park Civic Centre
EF093194	30/10/24	06592	Grosvenor Engineering Group	9,630.64	Electrical Contractor - COB
EF093195	30/10/24	06602	Perth Symphony Orchestra	6,059.90	PSO Singers Workshop- Dec 2024
EF093197	30/10/24	06619	Baaz Security Services Pty Ltd	297.00	Security Services
EF093199	30/10/24	06691	Wood Recruitment Pty Ltd	4,816.68	Labour/Personnel Hire
EF093200	30/10/24	06696	The Collab Effect	550.00	Professional Fees - Analysing and Reporting

Attachment 12.3.1 October 2024 Payments

Pmnt Ref	Date	CR Code	Supplier	Pmnt Amnt	Description
EF093201	30/10/24	06699	All G Investments- Total Tint Solutions	1,652.04	Building Maintenance- Window Tinting - Records
EF093202	30/10/24	06718	Empire Roofing Services	7,250.00	Building Maintenance - Redcliffe Community Hall
EF093203	30/10/24	06773	Evolve Talent	2,831.19	Labour/Personnel Hire
EF093205	30/10/24	06823	Maneki Neko Perth	2,355.00	Music/Entertainment Expenses - Kidzfest
EF093207	30/10/24	06847	Trayd Australia Pty Ltd	28,855.80	Building Maintenance - COB
EF093209	30/10/24	06865	Ricochet Circus & Entertainment Pty Ltd	24,414.01	Library Presentation - Kidzfest
EF093211	30/10/24	06874	Bug Busters	12,281.50	Pest Control - COB
EF093212	30/10/24	06875	Jimbud4J	170.50	Catering/Catering Supplies
EF093213	30/10/24	06884	McLeods Lawyers	2,409.69	Legal Expenses
EF093214	30/10/24	06885	Kevin Robertson	1,500.00	Art Awards/Exhibition - Mentorship Fee
EF093215	30/10/24	06886	Janet Carter TA Women On the Tools	330.00	Library Presentation - Artist Talk
EF093216	30/10/24	06888	Veolia Water Operations Pty Ltd T/A Allpipe Technologies	12,454.75	Building Maintenance - COB
EF093217	30/10/24	06900	AMS Installation & Maintenance Solutions	7,413.85	Airconditioning/Refrigeration Maintenance - COB
EF093218	30/10/24	06905	Rocky Bay	976.00	Art Awards/Exhibition - Art Award Workshop
EF093219	30/10/24	06907	Leanne Hampson	1,500.00	Foundations of Marketing Workshop
EF093220	30/10/24	06914	The Little Phap	1,070.00	Catering/Catering Supplies - Kidzfest
EF093221	30/10/24	06928	Integrity Staffing	2,222.33	Labour/Personnel Hire
EF093222	30/10/24	06929	Brett David Investments T/A Successful Projects	3,185.47	Professional Fees - Ornamental Lakes Renewal Work
EF093223	30/10/24	06934	Positively Green Pty Ltd	7,370.00	BSRC Bowling Green Maintenance
EF093224	30/10/24	06952	Hoki Bao Taiwanese Street food	2,205.00	Catering/Catering Supplies - Kidzfest
EF093225	30/10/24	06956	Beach Break Van	775.00	Catering/Catering Supplies - Kidzfest
EF093234	31/10/24	04974	Turf Care WA Pty Ltd	60,256.67	Turf Maintenance - Various Parks
Contractors Total				4,080,047.14	
Councillor Payments					
EF092695	04/10/24	00919	Cr Janet Powell	3,148.17	Councillor Sitting Fee
EF092700	04/10/24	01369	Philip Marks	3,148.17	Councillor Sitting Fee
EF092707	04/10/24	02145	Robert Rossi	12,068.92	Councillor Sitting Fee
EF092719	04/10/24	03916	Bernard Ryan	3,148.17	Councillor Sitting Fee
EF092728	04/10/24	05084	Jenny Davis	3,213.65	Councillor Sitting Fee
EF092729	04/10/24	05085	George Sekulla	3,148.17	Councillor Sitting Fee
EF092735	04/10/24	05828	Deborah Sessions	5,171.40	Councillor Sitting Fee
EF092752	04/10/24	06704	Christopher John Kulczycki	3,148.17	Councillor Sitting Fee
EF092753	04/10/24	06738	Tarnak Vijay(Vijay Vijay)	3,148.17	Councillor Sitting Fee
EF092868	18/10/24	02145	Robert Rossi	14.13	Councillor Expenditure - Parking
EF092886	18/10/24	05084	Jenny Davis	94.46	Councillor Expenditure - Taxi
EF092891	18/10/24	05828	Deborah Sessions	485.00	Councillor Expenditure - Child Care Fee
EF093158	30/10/24	05828	Deborah Sessions	605.87	Councillor Expenditure - Child Care Fee
Councillor Payments Total				41,142.45	
Credit Card 2310					
EF092924	24/10/24	03526	Albens Master Jewel	600.00	Mayoral Chain Repair
EF092924	24/10/24	03526	Miss Maud	14.75	Catering
EF092924	24/10/24	03526	Winner Circle	6.00	ELT Member - Birthday Card
EF092924	24/10/24	03526	Google	11.09	Subscription
EF092924	24/10/24	03526	AIMS	1,292.00	Registration - AIMS Training
Credit Card 2310 Total				1,923.84	
Credit Card 4739					
EF092927	24/10/24	06409	Chat GPT	30.56	Membership Fee
EF092927	24/10/24	06409	Chat GPT	30.56	Membership Fee
EF092927	24/10/24	06409	Rydgges	1,605.00	Accommodation - LGCOG Forum
EF092927	24/10/24	06409	News Pty Ltd	28.00	Subscription
EF092927	24/10/24	06409	Google	11.09	Subscription
Credit Card 4739 Total				1,605.21	
Credit Card 7563					
EF092928	24/10/24	06834	Try Booking	171.00	Conference Booking
EF092928	24/10/24	06834	CPP Convention Centre	25.24	Parking
Credit Card 7563 Total				196.24	
Credit Card 7996					
EF092925	24/10/24	05121	McLeods Lawyers	27.50	ID Verification
EF092925	24/10/24	05121	Rottneest Hotel	119.00	Leadership & Cultural Training
EF092925	24/10/24	05121	Redspot	21.58	LGCOG Forum- Car Hire
EF092925	24/10/24	05121	Segway Tours	445.00	ELT Leadership & Cultural Day
EF092925	24/10/24	05121	The Sebel Kiama	14.21	LGCOG Forum
EF092925	24/10/24	05121	Easy Park	6.69	Parking
Credit Card 7996 Total				633.98	
Credit Card 8380					
EF092926	24/10/24	06342	LinkedIn	45.62	Subscription
EF092926	24/10/24	06342	Facebook	1,250.00	Advertising
EF092926	24/10/24	06342	Campaign Monitor	1,680.80	Subscription
EF092926	24/10/24	06342	Microsoft	1,744.54	Subscription
EF092926	24/10/24	06342	Adobe Systems	39.59	Subscription
EF092926	24/10/24	06342	Twilio Sendgrid	30.60	Subscription
EF092926	24/10/24	06342	Org Sub Fee	29.00	Subscription
EF092926	24/10/24	06342	Dominos	366.00	Catering
EF092926	24/10/24	06342	Facebook	144.92	Advertising
EF092926	24/10/24	06342	Facebook	1,250.00	Advertising
EF092926	24/10/24	06342	Lansweeper	3,386.60	Subscription
Credit Card 8380 Total				9,967.67	
Credit Card 8670					
EF092929	24/10/24	06849	Western Power	997.82	Application Fee
Credit Card 8670 Total				997.82	
Fuels and Utilities					
EF092698	04/10/24	01274	Synergy	13,139.20	Light, Power, Gas

Attachment 12.3.1 October 2024 Payments

Pmnt Ref	Date	CR Code	Supplier	Pmnt Amnt	Description
EF092715	04/10/24	02471	Western Power	3,823.00	Light, Power, Gas
EF092745	04/10/24	06424	Telstra Limited	6,920.69	Phone/Internet expenses
EF092783	11/10/24	01252	Water Corporation	3,276.16	Water, Annual & Excess
EF092786	11/10/24	01274	Synergy	9,092.54	Light, Power, Gas
EF092790	11/10/24	02474	Digital Marketing Australia - Captivate Connect	1,320.00	Phone/Internet expenses
EF092791	11/10/24	02631	Ampol - Caltex	17,131.91	Fuel, Oil, Additives
EF092846	18/10/24	00042	Alinta Energy	240.15	Light, Power, Gas
EF092861	18/10/24	01252	Water Corporation	13,535.93	Water, Annual & Excess
EF092863	18/10/24	01274	Synergy	111,318.56	Light, Power, Gas
EF092873	18/10/24	03592	Steven Harling	82.76	Fuel, Oil, Additives
EF092898	18/10/24	06424	Telstra Limited	17,099.55	Phone/Internet expenses
EF092905	18/10/24	06713	Powerlyt Group	4,137.98	Light, Power, Gas
EF092930	25/10/24	00042	Alinta Energy	4,348.25	Light, Power, Gas
EF092943	25/10/24	01252	Water Corporation	8,520.99	Water, Annual & Excess
EF092967	25/10/24	06707	Motorpass - 1617 - WEX Card Fee	3.00	Fuel, Oil, Additives
EF092987	10/25/2024 0:00	06707	Motorpass - 5911 - WEX Card Fee	3.00	Fuel, Oil, Additives
EF092987	10/25/2024 0:00	06707	Motorpass - 0085 - Coles Express Perth	151.37	Fuel, Oil, Additives
EF092987	10/25/2024 0:00	06707	Motorpass - 0591 - BP Express	305.29	Fuel, Oil, Additives
EF092987	10/25/2024 0:00	06707	Motorpass - 6934 - WEX Card Fee	3.00	Fuel, Oil, Additives
EF092987	10/25/2024 0:00	06707	Motorpass - 9327 - BP Welshpool	558.24	Fuel, Oil, Additives
EF092987	10/25/2024 0:00	06707	Motorpass - 6978 - WEX Card Fee	3.00	Fuel, Oil, Additives
EF092987	10/25/2024 0:00	06707	Motorpass - 2466 - BP Bibra Lake	253.81	Fuel, Oil, Additives
EF092987	10/25/2024 0:00	06707	Motorpass - 5578 - Puma Burswood	299.97	Fuel, Oil, Additives
EF092987	10/25/2024 0:00	06707	Motorpass - 5523 - Ampol Cannington	326.35	Fuel, Oil, Additives
EF092987	10/25/2024 0:00	06707	Motorpass - 4232 - WEX Card Fee	3.00	Fuel, Oil, Additives
EF092987	10/25/2024 0:00	06707	Motorpass - 1411 - 7 Eleven Carlisle	279.49	Fuel, Oil, Additives
EF092987	10/25/2024 0:00	06707	Motorpass - 1661 - Coles Express Cloverdale	403.18	Fuel, Oil, Additives
EF092987	10/25/2024 0:00	06707	Motorpass - 1178 - WEX Card Fee	3.00	Fuel, Oil, Additives
EF092987	10/25/2024 0:00	06707	Motorpass - 5974 - Coles Express Cloverdale	80.51	Fuel, Oil, Additives
EF092987	10/25/2024 0:00	06707	Motorpass - 7657 - Coles Express Cloverdale	210.49	Fuel, Oil, Additives
EF092987	10/25/2024 0:00	06707	Motorpass - 9084 - WEX Card Fee	3.00	Fuel, Oil, Additives
EF092987	10/25/2024 0:00	06707	Motorpass - 2681 - Coles Express Cloverdale	148.87	Fuel, Oil, Additives
EF092987	10/25/2024 0:00	06707	Motorpass - 2065 - WEX Card Fee	3.00	Fuel, Oil, Additives
EF092987	10/25/2024 0:00	06707	Motorpass - 3289 - United Southern River	489.49	Fuel, Oil, Additives
EF092987	10/25/2024 0:00	06707	Motorpass - 5561 - BP Carlisle	220.40	Fuel, Oil, Additives
EF092987	10/25/2024 0:00	06707	Motorpass - 5103 - WEX Card Fee	3.00	Fuel, Oil, Additives
EF092987	10/25/2024 0:00	06707	Motorpass - 5818 - BP Greenwood	134.57	Fuel, Oil, Additives
EF092987	10/25/2024 0:00	06707	Motorpass - 9157 - Caltex Mount Lawley	152.85	Fuel, Oil, Additives
EF092987	10/25/2024 0:00	06707	Motorpass - 1893 - Ampol Midvale	646.89	Fuel, Oil, Additives
EF092987	10/25/2024 0:00	06707	Motorpass - 3239 - Caltex Gwelup	85.72	Fuel, Oil, Additives
EF092987	10/25/2024 0:00	06707	Motorpass - 7149 - WEX Card Fee	3.00	Fuel, Oil, Additives
EF092987	10/25/2024 0:00	06707	Motorpass - 3748 - BP Carlisle	473.56	Fuel, Oil, Additives
EF092987	10/25/2024 0:00	06707	Motorpass - 1754 - WEX Card Fee	3.00	Fuel, Oil, Additives
EF092987	10/25/2024 0:00	06707	Motorpass - 5447 - WEX Card Fee	3.00	Fuel, Oil, Additives
EF092987	10/25/2024 0:00	06707	Motorpass - 9603 - Atlas Fuel Ascot	177.64	Fuel, Oil, Additives
EF092987	10/25/2024 0:00	06707	Motorpass - 1917 - Coles Express Cloverdale	37.64	Fuel, Oil, Additives
EF092987	10/25/2024 0:00	06707	Motorpass - 6284 - Caltex Mount Lawley	240.28	Fuel, Oil, Additives
EF092987	10/25/2024 0:00	06707	Motorpass - 9357 - Ampol Forrestdale	400.77	Fuel, Oil, Additives
EF092987	10/25/2024 0:00	06707	Motorpass - 1615 - Coles Express Bull creek	429.73	Fuel, Oil, Additives
EF092987	10/25/2024 0:00	06707	Motorpass - 3839 - Ampol Belmont	214.50	Fuel, Oil, Additives
EF092987	10/25/2024 0:00	06707	Motorpass - 3847 - BP Mindarie	237.32	Fuel, Oil, Additives
EF092987	10/25/2024 0:00	06707	Motorpass - 2474 - WEX Card Fee	3.00	Fuel, Oil, Additives
EF092987	10/25/2024 0:00	06707	Motorpass - 2516 - WEX Card Fee	3.00	Fuel, Oil, Additives
EF092987	10/25/2024 0:00	06707	Motorpass - 4361 - Liberty Gosnells	229.69	Fuel, Oil, Additives
EF092987	10/25/2024 0:00	06707	Motorpass - 3567 - WEX Card Fee	3.00	Fuel, Oil, Additives
EF092987	10/25/2024 0:00	06707	Motorpass - 6390 - Ampol Bentley	199.52	Fuel, Oil, Additives
EF092987	10/25/2024 0:00	06707	Motorpass - 4083 - WEX Card Fee	3.00	Fuel, Oil, Additives
EF092987	10/25/2024 0:00	06707	Motorpass - 5625 - Coles Express Cloverdale	146.73	Fuel, Oil, Additives
EF092987	10/25/2024 0:00	06707	Motorpass - 4201 - Ampol Ascot	384.14	Fuel, Oil, Additives
EF092987	10/25/2024 0:00	06707	Motorpass - 7786 - Ampol Kingsley	107.50	Fuel, Oil, Additives
EF092987	10/25/2024 0:00	06707	Motorpass - 5490 - Ampol Bunbury	432.95	Fuel, Oil, Additives
EF092987	10/25/2024 0:00	06707	Motorpass - 5997 - BP Cannington	199.17	Fuel, Oil, Additives
EF092987	10/25/2024 0:00	06707	Motorpass - 0034 - Ampol Murdoch	170.16	Fuel, Oil, Additives
EF092987	10/25/2024 0:00	06707	Motorpass - 0091 - Ampol Applecross	347.79	Fuel, Oil, Additives
EF092987	10/25/2024 0:00	06707	Motorpass - 4565 - Ampol Willetton	235.66	Fuel, Oil, Additives
EF092987	10/25/2024 0:00	06707	Motorpass - 3741 - WEX Card Fee	3.00	Fuel, Oil, Additives
EF092987	10/25/2024 0:00	06707	Motorpass - 0327 - Ampol Rivervale	52.20	Fuel, Oil, Additives
EF092987	10/25/2024 0:00	06707	Motorpass - 0177 - WEX Card Fee	3.00	Fuel, Oil, Additives
EF092987	10/25/2024 0:00	06707	Motorpass - 1658 - WEX Card Fee	3.00	Fuel, Oil, Additives
EF092987	10/25/2024 0:00	06707	Motorpass - 6153 - Coles Express Cloverdale	122.70	Fuel, Oil, Additives
EF092987	10/25/2024 0:00	06707	Motorpass - 7033 - Ampol Belmont	538.61	Fuel, Oil, Additives
EF092987	10/25/2024 0:00	06707	Motorpass - 7872 - WEX Card Fee	3.00	Fuel, Oil, Additives
EF092987	10/25/2024 0:00	06707	Motorpass - 5317 - Atlas Fuel Ascot	70.48	Fuel, Oil, Additives
EF092987	10/25/2024 0:00	06707	Motorpass - 6117 - Coles Express Cloverdale	317.07	Fuel, Oil, Additives
EF092987	10/25/2024 0:00	06707	Motorpass - 4903 - Better Choice Stratton	150.10	Fuel, Oil, Additives
EF092987	10/25/2024 0:00	06707	Motorpass - 2562 - WEX Card Fee	3.00	Fuel, Oil, Additives
EF092987	10/25/2024 0:00	06707	Motorpass - 3517 - WEX Card Fee	3.00	Fuel, Oil, Additives
EF092987	10/25/2024 0:00	06707	Motorpass - 4060 - BP Connect North Perth	158.77	Fuel, Oil, Additives
EF092987	10/25/2024 0:00	06707	Motorpass - 0387 - WEX Card Fee	3.00	Fuel, Oil, Additives
EF092987	10/25/2024 0:00	06707	Motorpass - 1187 - Puma Burswood	190.05	Fuel, Oil, Additives
EF092987	10/25/2024 0:00	06707	Motorpass - 6973 - Ampol Murdoch	267.23	Fuel, Oil, Additives
EF092987	10/25/2024 0:00	06707	Motorpass - 3142 - Coles Express Banksia Grove	372.83	Fuel, Oil, Additives

Attachment 12.3.1 October 2024 Payments

Pmnt Ref	Date	CR Code	Supplier	Pmnt Amnt	Description
EF092987	10/25/2024 0:00	06707	Motorpass - 5189 - WEX Card Fee	3.00	Fuel, Oil, Additives
EF092987	10/25/2024 0:00	06707	Motorpass - 9357 - Ampol Forrestdale	47.02	Fuel, Oil, Additives
EF092987	10/25/2024 0:00	06707	Motorpass - 4878 - WEX Card Fee	3.00	Fuel, Oil, Additives
EF092987	10/25/2024 0:00	06707	Motorpass - 4886 - WEX Card Fee	3.00	Fuel, Oil, Additives
EF092987	10/25/2024 0:00	06707	Motorpass - 9265 - WEX Card Fee	3.00	Fuel, Oil, Additives
EF093001	30/10/24	00042	Alinta Energy	177.90	Light, Power, Gas
EF093057	30/10/24	01252	Water Corporation	424.05	Water, Annual & Excess
EF093060	30/10/24	01274	Synergy	10,563.75	Light, Power, Gas
EF093113	30/10/24	03592	Steven Harling	101.60	Fuel, Oil, Additives
EF093184	30/10/24	06424	Telstra Limited	7,153.60	Phone/Internet expenses
EF093196	30/10/24	06614	Oracle Customer Management Solutions	5,903.04	Phone/Internet expenses
			Fuels and Utilities Total	250,091.91	
			Materials		
EF092687	04/10/24	00132	Bolinda Publishing Pty Ltd	648.22	Books/CDs/DVDs
EF092688	04/10/24	02023	BOC Gases Australia Ltd	296.60	Welding Equipment/Supplies
EF092690	04/10/24	00317	Coles Supermarkets Aust Pty Ltd	474.80	Groceries
EF092693	04/10/24	00627	Jason Signmakers	2,192.74	Signs - Tomato Lake Palyground
EF092705	04/10/24	01906	Frazzcon Enterprises	1,849.80	Street & Parking Sign Maintenance - August 2024
EF092708	04/10/24	02168	Ergolink	799.25	Office Furniture
EF092709	04/10/24	02201	Neverfail Springwater Limited	29.90	Beverages
EF092714	04/10/24	02431	ASB Branded Merchandise - ASB Marketing Pty Ltd	4,778.40	Promotional Items
EF092718	04/10/24	03660	Safe T Card Australia Pty Ltd	107.80	Safety Clothing/Equipment
EF092724	04/10/24	04425	Games World	84.94	Toys
EF092725	04/10/24	04491	Woolworths Group - Functions/Catering only	280.57	Groceries
EF092726	04/10/24	04537	Cameron Aitkenhead t/as Head Office Studio	7,150.00	Books/CDs/DVDs
EF092778	11/10/24	00203	BOC Gases Australia Ltd	4.95	Welding Equipment/Supplies
EF092779	11/10/24	00231	Bunnings Group Ltd	135.53	Hardware
EF092782	11/10/24	01093	SAI Global Limited	82.95	Publications/Newspapers
EF092784	11/10/24	01261	Wesfarmers Kleenheat Gas Pty Ltd	84.37	Welding Equipment/Supplies
EF092785	11/10/24	01263	West Australian Newspapers Ltd	293.37	Publications/Newspapers
EF092792	11/10/24	02862	James Bennett Pty Ltd	1,526.75	Books/CDs/DVDs
EF092802	11/10/24	05432	Bloomin Boxes	102.00	Flowers
EF092848	18/10/24	00132	Bolinda Publishing Pty Ltd	74.24	Books/CDs/DVDs
EF092849	18/10/24	00220	Burswood Trophies	140.80	Badges & Pendants
EF092850	18/10/24	00231	Bunnings Group Ltd	154.88	Hardware
EF092851	18/10/24	00317	Coles Supermarkets Aust Pty Ltd	194.40	Groceries
EF092856	18/10/24	00664	Kmart Australia Limited	678.00	Stationery & Printing
EF092859	18/10/24	01183	Total Packaging (WA) Pty Ltd	8,053.76	Cleaning Products
EF092878	18/10/24	04373	Reach Communications Pty Ltd	369.00	Publications/Newspapers
EF092880	18/10/24	04491	Woolworths Group - Functions/Catering only	202.25	Groceries
EF092882	18/10/24	04759	StrataGreen	1,118.70	Gardening Maintenance
EF092889	18/10/24	05432	Bloomin Boxes	1,529.00	Flowers
EF092904	18/10/24	06684	CADplanners Pty Ltd T/A EventDraw	3,294.50	Computer Software -Software Renewal
EF092916	18/10/24	06933	Business to Business.com	45.00	Stationery & Printing
EF092931	25/10/24	00065	Apac Aid (Inc)	7,370.00	Gardening - COB Plants Deposit
EF092933	25/10/24	00220	Burswood Trophies	700.70	Badges & Pendants
EF092934	25/10/24	00317	Coles Supermarkets Aust Pty Ltd	229.65	Groceries
EF092939	25/10/24	00697	Nutrien AG Solutions Ltd	841.50	Gardening - Plants/Supplies
EF092941	25/10/24	01073	Spotlight Pty Ltd	162.00	Craft/Display Materials
EF092954	25/10/24	03856	SEM Distribution - newspaper delivery	116.90	Publications/Newspapers
EF092956	25/10/24	04491	Woolworths Group - Functions/Catering only	221.25	Groceries
EF092992	25/10/24	06844	Print and Sign Co	357.50	Stationery & Printing
EF093003	30/10/24	00203	BOC Gases Australia Ltd	24.75	Welding Equipment/Supplies
EF093004	30/10/24	00220	Burswood Trophies	44.00	Badges & Pendants
EF093007	30/10/24	00231	Bunnings Group Ltd	6,837.39	Hardware
EF093008	30/10/24	00233	Bunzl Limited	4,660.15	Cleaning Products
EF093010	30/10/24	00278	Chefmaster Australia	1,481.09	Cleaning Products
EF093011	30/10/24	00285	City of Armadale	62.52	Stationery & Printing
EF093015	30/10/24	00317	Coles Supermarkets Aust Pty Ltd	210.31	Groceries
EF093020	30/10/24	00403	Boral Construction Materials Group Ltd	870.83	Road/Drainage Material
EF093022	30/10/24	00435	Ellenby Tree Farm Pty Ltd	762.80	Gardening - Adachi Park Commemorative Tree
EF093023	30/10/24	00480	Forestvale Trees Pty Ltd	1,518.00	Gardening - Plants/Supplies
EF093028	30/10/24	00627	Jason Signmakers	153.71	Signs
EF093029	30/10/24	00653	Humes - Holcim (Australia) Pty Ltd QLD	1,518.00	Concrete Products
EF093042	30/10/24	00990	ABCorp Australasia Pty Ltd	1,364.00	Stationery & Printing
EF093043	30/10/24	01040	Sheridans Badges & Engraving	662.44	Badges & Pendants
EF093046	30/10/24	01083	SERCUL South East Regional Centre for Urban Landcare	4,072.60	Gardening Maintenance
EF093048	30/10/24	01093	SAI Global Limited	180.40	Publications/Newspapers
EF093052	30/10/24	01183	Total Packaging (WA) Pty Ltd	8,053.76	Cleaning Products
EF093059	30/10/24	01265	Westbooks	1,619.40	Books/CDs/DVDs
EF093062	30/10/24	01325	Poolegrave Signs and Engraving	418.00	Signs
EF093064	30/10/24	01398	Winc Australia Pty Ltd	2,694.20	Stationery & Printing
EF093067	30/10/24	01547	Big W	91.50	Craft/Display Materials
EF093068	30/10/24	01570	Blackwoods	1,260.09	Hardware
EF093079	30/10/24	02088	Lock Stock & Farrell Locksmith	1,223.80	Hardware
EF093080	30/10/24	02139	Ulverscroft Large Print Books Ltd	522.64	Books/CDs/DVDs
EF093081	30/10/24	02168	Ergolink	211.26	Office Furniture
EF093082	30/10/24	02201	Neverfail Springwater Limited	44.85	Beverages
EF093089	30/10/24	02320	Ambius Indoor Plants	1,239.34	Gardening - Assorted Plants
EF093095	30/10/24	02498	City of South Perth	4,741.79	Impound Cats & Dogs - August 24
EF093104	30/10/24	02862	James Bennett Pty Ltd	1,522.82	Books/CDs/DVDs
EF093105	30/10/24	02912	Sanity Music Stores Pty Ltd	231.95	Books/CDs/DVDs

Attachment 12.3.1 October 2024 Payments

Pmnt Ref	Date	CR Code	Supplier	Pmnt Amnt	Description
EF093107	30/10/24	03117	Six Axis Nominees T/A OCP Sales	255.98	Safety Clothing/Equipment
EF093108	30/10/24	03144	COS Complete Office Supplies Pty Ltd	1,301.70	Stationery & Printing
EF093115	30/10/24	03630	Direct Trades Supply Pty Ltd	757.80	Hardware
EF093119	30/10/24	04053	Totally Workwear TWW	1,501.93	Safety Clothing/Equipment
EF093122	30/10/24	04145	T J Deplazis and Sons	10,176.10	Gardening Maintenance
EF093127	30/10/24	04491	Woolworths Group - Functions/Catering only	89.62	Groceries
EF093131	30/10/24	04759	StrataGreen	1,157.32	Gardening Maintenance
EF093137	30/10/24	05082	Accidental Health and Safety Perth	336.84	Medical/First Aid Supplies
EF093139	30/10/24	05265	BCJ Plastic Products	100.10	Hardware
EF093145	30/10/24	05465	QBD Books	142.98	Books/CDs/DVDs
EF093153	30/10/24	05701	Bing Technologies Pty Ltd	9,058.33	Stationery & Printing - Mails
EF093155	30/10/24	05790	One Shade Sails	5,940.00	Gardening - Shade Sails
EF093163	30/10/24	05980	Finishing WA	319.00	Stationery & Printing
EF093164	30/10/24	05992	Corsign WA	334.40	Signs
EF093165	30/10/24	06005	MDM Entertainment Pty Ltd	577.41	Books/CDs/DVDs
EF093180	30/10/24	06346	Southern Chronicles	440.00	Publications/Newspapers
EF093192	30/10/24	06589	OverDrive Australia Pty Ltd	814.55	Books/CDs/DVDs
EF093198	30/10/24	06681	Prefet Pty Ltd T/A Minuteman Press Perth	1,913.45	Stationery & Printing - Various Events
EF093204	30/10/24	06800	The Avivsh Family Trust T/as Fruit Break	2,922.75	Groceries
EF093206	30/10/24	06844	Print and Sign Co	2,729.16	Stationery & Printing
EF093210	30/10/24	06873	City Rubber Stamps & Trophies	507.05	Stamps
	Materials Total			136,451.83	
Other					
EF092723	04/10/24	04294	Sporting Warriors Soccer Club	570.00	Turf Line Marking- COB
EF092743	04/10/24	06344	Birdlife Australia - National Office	605.00	Subscription
EF092763	04/10/24	06926	Zimbabwe Rural Schools Library Initiative	4,000.00	Community Contribution Fund- Book Launch Grant
EF092768	04/10/24	06950	Zahra Etemadi	316.40	Staff Reimbursement - Work Safe Month
EF092769	04/10/24	99998	Sharon Smith	377.89	Rates Refund
EF092770	04/10/24	99998	N S Dissanayaka Mudiyansele	1,468.69	Rates Refund
EF092771	04/10/24	99998	Callcott & Downey	1,030.55	Rates Refund
EF092772	04/10/24	99998	Amanda R & Sami Asfar	1,287.87	Rates Refund
EF092814	11/10/24	06184	Christy Ho	92.00	Staff Reimbursement - Kidzfest
EF092822	11/10/24	06613	Host Tel	145.00	State Emergency Services Expense
EF092828	11/10/24	06801	Western Australian Naturalists' Club	65.00	Grants General
EF092839	11/10/24	06954	Lydia Algeri	64.00	Staff Reimbursement - Police Clearance
EF092840	11/10/24	99998	Leyburn Nominees	59,817.02	Rates Refund
EF092841	11/10/24	99998	Abigail Njoo	100.00	Cloth Nappy Rebate
EF092842	11/10/24	99998	Giullana Alarkon	100.00	Cloth Nappy Rebate
EF092843	11/10/24	99998	Kristy Johnson	450.00	Sports Donation
EF092845	18/10/24	01236	Department of Fire and Emergency Services	1,929,490.13	Emergency Services Levy September 2024
EF092862	18/10/24	01270	Perth Racing - WA Turf Club	2,579.19	Reimbursement - Line Marking
EF092870	18/10/24	02939	Public Libraries WA Inc	400.00	Membership Fee
EF092883	18/10/24	04965	Customers of SirsiDynix Australasia Inc (COA)	149.00	Membership Fee
EF092900	18/10/24	06553	Darren Trengove	150.21	Staff Reimbursement - Mental Health
EF092902	18/10/24	06615	Stuart Downing	1,599.14	Staff Reimbursement - Office Expense
EF092908	18/10/24	06763	Iman Webber	25.24	Staff Reimbursement - Parking
EF092912	18/10/24	06845	Roger Steiner	22.00	Staff Reimbursement - Batteries
EF092913	18/10/24	06881	Lift Church Perth	1,615.43	Community Contribution Fund
EF092917	18/10/24	06950	Zahra Etemadi	668.98	Staff Reimbursement - HSR Development
EF092918	18/10/24	99998	K & M Powercoating	110.00	Application Fee Refund
EF092919	18/10/24	99998	Natasha Jade De Rozario	496.04	Rates Refund
EF092920	18/10/24	99998	Marlee Rae Starcevic	1,609.02	Rates Refund
EF092921	18/10/24	99998	Kaylee Nicole Gunnell Ferguson	604.80	Rates Refund
EF092922	18/10/24	99998	Janice R Jennings	626.48	Vendor Pension Rebate
788891	25/10/24	00893	Petty Cash - Library	342.45	Petty Cash Recoup
EF092932	25/10/24	00169	Belmont Business Enterprise Centre Inc	451.00	Donation - Accommodation Support
EF092949	25/10/24	03071	Department of Transport - Vehicle Owner Searches	113.75	Vehicle Ownership Searches
EF092953	25/10/24	03760	Wilmot Loh	189.74	Staff Reimbursement - Office Expense
EF092980	25/10/24	06477	Bruce Mentz	442.53	Staff Reimbursement
EF092991	25/10/24	06809	Tegan Hort	13.00	Staff Reimbursement - Parking
EF093000	25/10/24	99998	A & JL Kalinowski	337.00	Rates Refund
EF093012	30/10/24	00292	City of Belmont State Emergency Service Inc	3,007.13	State Emergency Services Expense
EF093035	30/10/24	00795	LGISWA	603,986.55	Insurance Premiums
EF093208	30/10/24	06860	Disabilities Activity Transfer Elder Services (Dates)	360.00	Taxi Fares
EF093226	30/10/24	99998	Vesna Savic	697.21	Vendor Pension Rebate
EF093227	30/10/24	99998	Tony John Hlcks	565.85	Vendor Pension Rebate
EF093228	30/10/24	99998	Marlii Cavenoni	656.79	Vendor Pension Rebate
EF093229	30/10/24	99998	Linda Marilyn Scarfe	162.44	Vendor Pension Rebate
EF093230	30/10/24	99998	Lakis Superfund	1,025.45	Rates Refund
EF093231	30/10/24	99998	Peter & Kathleen Marian Brisbane	158.66	Vendor Pension Rebate
EF093232	30/10/24	99998	Diana Van Hostauyen	636.58	Vendor Pension Rebate
EF093233	30/10/24	01244	Western Australian Treasury Corporation	539,241.69	Loan Repayment - November 2024 Instalment
	Other Total			3,163,022.90	
Property, Plant & Equipment					
EF092706	04/10/24	02099	Public Transport Authority of W A	4,580.40	Street Furniture - Bus Shelter
EF092789	11/10/24	02090	Woodlands Distributors & Agencies	20,263.65	Street Furniture - 660 L Bin
EF092807	11/10/24	05728	Access Office Industries	1,843.60	Office Furniture - Shelving
EF093086	30/10/24	02254	PLE Computers	39.00	Computer Hardware
EF093100	30/10/24	02747	Business Base - (was McLernons)	2,960.00	Office Furniture - Visitor Chairs
EF093121	30/10/24	04132	Castledex Pty Ltd	77.00	Office Furniture
	Property, Plant & Equipment Total			29,763.65	
Salaries/Wages					

12.4 Monthly Financial Report for October 2024

Voting Requirement	:	Simple Majority
Subject Index	:	32/009 Financial Operating Statements
Location/Property Index	:	N/A
Application Index	:	N/A
Disclosure of any Interest	:	N/A
Previous Items	:	N/A
Applicant	:	N/A
Owner	:	N/A
Responsible Division	:	Corporate and Governance

Council role

Executive The substantial direction setting and oversight role of the Council e.g. adopting plans and reports, accepting tenders, directing operations, setting and amending budgets.

Purpose of report

To provide Council with relevant monthly financial information for the 2024-25 financial year.

Summary and key issues

The following report includes a concise list of material variances for the month ending 31 October 2024.

Officer Recommendation

That the Monthly Financial Reports as at 31 October 2024 as included in Attachment 12.4.1 be received.

Location

Not applicable.

Consultation

There has been no specific consultation undertaken in respect to this matter.

Strategic Community Plan implications

In accordance with the 2024–2034 Strategic Community Plan:

Key Performance Area: Performance

Outcome: 10. Effective leadership, governance and financial management.

Policy implications

There are no policy implications associated with this report.

Statutory environment

Section 6.4 of the *Local Government Act 1995 (WA)* in conjunction with *Regulations 34 (1) of the Local Government (Financial Management) Regulations 1996* requires monthly financial reports to be presented to Council.

Regulation 34(1) requires a monthly Statement of Financial Activity reporting on revenue and expenditure.

Regulation 34(5) determines the mechanism required to ascertain the definition of material variances which are required to be reported to Council as a part of the monthly report.

Background

Local Government (Financial Management) Regulations 1996 (WA) prescribe that a Local Government is to prepare each month a Statement of Financial Activity.

Regulation 34(2) requires the Statement of Financial Activity to be accompanied by documents containing:

1. Explanation for each material variance identified between year to date budgets and actuals
2. Any other supporting information considered relevant by the Local Government.

Local Government (Financial Management) Regulations 1996 (WA) - Regulation 34 (5) states "Each financial year, a Local Government is to adopt a percentage

or value, calculated in accordance with the Australian Accounting Standards, to be used in statements of financial activity for reporting material variances.”

This regulation requires Council to annually set a materiality threshold for the purpose of disclosing budget variances within monthly financial reporting.

The materiality threshold has been set by Council at \$100,000 for the 2024-25 financial year.

Report

At the June 2024 Ordinary Council Meeting, Council adopted the materiality threshold for the 2024-25 financial year as \$100,000. The below table provides a summary of significant variances based on this materiality threshold. The detailed financial activity report is included at Attachment 12.4.1.

Report Section	Budget YTD	Actual YTD	Report Comments
Operating Activities			
Revenue from operating activities			
Fees and charges			
Safer Communities	347,687	466,285	Building application, pool levy and Health related licence fee income higher than expected for the period.
Interest earnings			
Finance	2,334,449	2,872,615	Prior year interest accruals not yet reversed awaiting year end finalisation.
Other revenue			
City Facilities & Property	140,824	254,596	Various other revenue above budget by amounts below variance threshold.
Expenditure from operating activities			
Employee costs			
Works	(602,214)	(749,333)	Some salaries and wages costs to be reallocated to capital projects.
Safer Communities	(1,235,679)	(1,097,322)	Salaries are below budget due to vacancies which are currently being recruited by the City.

Report Section	Budget YTD	Actual YTD	Report Comments
Materials and contracts			
Governance, Strategy & Risk	(318,644)	(119,649)	Various materials and contracts expenses below budget by amounts below variance threshold.
Works	(2,403,645)	(2,267,840)	Waste collection costs slightly under budget.
Parks, Leisure & Environment	(2,866,211)	(1,641,702)	Decreased seasonal activities including watering of trees; timing of invoices.
City Facilities & Property	(1,266,522)	(1,126,112)	Various material and contract expenses below budget by amounts below variance threshold.
Economic & Community Development	(988,886)	(559,661)	Expenses not yet incurred as budgeted including community funding agreements and youth services program.
Library, Culture & Place	(970,533)	(869,600)	Various materials and contracts expenses below budget by amounts below variance threshold.
Other expenditure			
Economic & Community Development	(439,379)	(239,976)	Aged care management fees and contribution costs not yet incurred.
Investing Activities			
Inflows from investing activities			
Capital grants, subsidies, and contributions			
Works	780,990	336,439	The initial 40% claim for MRRG contribution has been submitted, and payment is pending.
City Projects	Nil	230,083	Funding for Esplanade Foreshore Stabilisation from DBCA received in FY2023, budget to be reallocated.
Parks, Leisure & Environment	318,013	87,931	Funding for Esplanade Foreshore Stabilisation from DBCA received in FY2023, budget to be reallocated.

Report Section	Budget YTD	Actual YTD	Report Comments
Proceeds from disposal of assets			
Outflows from investing activities			
Payments for property, plant, and equipment			
Information Technology	(180,000)	(77,038)	IT asset replacement project pushed back due to higher priority IT security projects.
Payments for construction of infrastructure			
Works	(1,063,078)	(717,736)	Expenditure for completed projects not yet incurred.
City Projects	(1,586,531)	(405,239)	Minor delays to works commencing on site for Esplanade Foreshore and Ornamental Lakes due to delays in permits being issued.
Parks, Leisure & Environment	(1,579,461)	(338,000)	Irrigation projects not yet commenced due to need to re-tender.

Financial implications

The presentation of these reports to Council ensures compliance with the *Local Government Act 1995 (WA)* and associated Regulations and also ensures that Council is regularly informed as to the status of its financial position.

Environmental implications

There are no environmental implications associated with this report.

Social implications

There are no social implications associated with this report.

Attachment details

Attachment No and title
1. Monthly Financial Report October 2024 [12.4.1 - 12 pages]

CITY OF BELMONT
MONTHLY FINANCIAL REPORT
For the period ended 31 October 2024

LOCAL GOVERNMENT ACT 1995
LOCAL GOVERNMENT (FINANCIAL MANAGEMENT) REGULATIONS 1996

TABLE OF CONTENTS

Statements required by regulation

Statement of Financial Activity	2
Statement of Financial Position	3
Note 1 Basis of Preparation	4
Note 2 Statement of Financial Activity Information	5
Note 3 Explanation of Material Variances	6

Attachment 12.4.1 Monthly Financial Report October 2024

CITY OF BELMONT STATEMENT OF FINANCIAL ACTIVITY FOR THE PERIOD ENDED 31 OCTOBER 2024

Supplementary Information	Amended Budget Estimates (a)	YTD Budget Estimates (b)	YTD Actual (c)	Variance* \$ (c) - (b)	Variance* % ((c) - (b))/(b)	Var.
	\$	\$	\$	\$	%	
OPERATING ACTIVITIES						
Revenue from operating activities						
Rates	59,869,936	59,465,956	59,446,035	(19,921)	(0.03%)	
Grants, subsidies and contributions	2,643,219	419,155	363,350	(55,805)	(13.31%)	
Fees and charges	10,451,111	8,189,585	8,532,908	343,323	4.19%	▲
Interest revenue	6,763,202	2,334,450	2,885,899	551,449	23.62%	▲
Other revenue	643,980	251,547	499,144	247,597	98.43%	▲
Profit on asset disposals	87,469	29,156	0	(29,156)	(100.00%)	
Fair value adjustments to financial assets at fair value through profit or loss	4,203	0	0	0	0.00%	
	80,463,120	70,689,849	71,727,336	1,037,487	1.47%	
Expenditure from operating activities						
Employee costs	(28,143,531)	(9,610,367)	(9,117,853)	492,514	5.12%	▲
Materials and contracts	(37,775,248)	(12,222,247)	(10,014,087)	2,208,160	18.07%	▲
Utility charges	(2,392,832)	(821,891)	(752,109)	69,782	8.49%	
Depreciation	(12,935,924)	(4,311,976)	(4,311,987)	(11)	(0.00%)	
Finance costs	(520,949)	(221,328)	(227,271)	(5,943)	(2.69%)	
Insurance	(938,950)	(938,211)	(833,197)	105,014	11.19%	▲
Other expenditure	(1,530,081)	(596,136)	(375,296)	220,840	37.05%	▲
	(84,237,515)	(28,722,156)	(25,631,800)	3,090,356	10.76%	
Non-cash amounts excluded from operating activities	Note 2(b)					
	12,819,160	4,282,820	6,520,152	2,237,332	52.24%	▲
Amount attributable to operating activities	9,044,765	46,250,513	52,615,688	6,365,175	13.76%	
INVESTING ACTIVITIES						
Inflows from investing activities						
Proceeds from capital grants, subsidies and contributions	4,343,198	1,156,059	694,842	(461,217)	(39.90%)	▼
Proceeds from disposal of assets	867,997	0	0	0	0.00%	
	5,211,195	1,156,059	694,842	(461,217)	(39.90%)	
Outflows from investing activities						
Payments for property, plant and equipment	3	(5,925,414)	(992,383)	(992,805)	(422)	(0.04%)
Payments for construction of infrastructure	3	(19,554,982)	(3,751,290)	(1,373,538)	2,377,752	63.38%
Amount attributable to investing activities	(20,269,201)	(3,587,614)	(1,671,501)	1,916,113	53.41%	
FINANCING ACTIVITIES						
Inflows from financing activities						
Transfer from reserves	2	18,446,042	0	0	0.00%	
	18,446,042	0	0	0	0.00%	
Outflows from financing activities						
Repayment of borrowings		(641,885)	(311,971)	(311,971)	0	0.00%
Payments for principal portion of lease liabilities		(105,427)	0	0	0	0.00%
Transfer to reserves	2	(7,288,109)	0	0	0	0.00%
	(8,035,421)	(311,971)	(311,971)	0	0.00%	
Amount attributable to financing activities	10,410,621	(311,971)	(311,971)	0	0.00%	
MOVEMENT IN SURPLUS OR DEFICIT						
Surplus or deficit at the start of the financial year		1,313,815	1,313,815	5,868,521	4,554,706	346.68%
Amount attributable to operating activities		9,044,765	46,250,513	52,615,688	6,365,175	13.76%
Amount attributable to investing activities		(20,269,201)	(3,587,614)	(1,671,501)	1,916,113	53.41%
Amount attributable to financing activities		10,410,621	(311,971)	(311,971)	0	0.00%
Surplus or deficit after imposition of general rates		500,000	43,664,743	56,500,737	12,835,994	29.40%

KEY INFORMATION

▲▼ Indicates a variance between Year to Date (YTD) Budget and YTD Actual data as per the adopted materiality threshold.

* Refer to Note 3 for an explanation of the reasons for the variance.

This statement is to be read in conjunction with the accompanying Financial Statements and Notes.

CITY OF BELMONT
STATEMENT OF FINANCIAL POSITION
FOR THE PERIOD ENDED 31 OCTOBER 2024

	Supplementary Information	30 June 2024	31 October 2024
		\$	\$
CURRENT ASSETS			
Cash and cash equivalents	1	18,105,527	11,944,896
Trade and other receivables		24,999,921	39,074,587
Other financial assets		40,704,180	77,280,294
Inventories		262,339	251,971
Contract assets		37,717	0
Other assets		3,483,614	3,805,186
TOTAL CURRENT ASSETS		87,593,298	132,356,934
NON-CURRENT ASSETS			
Trade and other receivables		515,832	467,656
Other financial assets		21,135,546	21,135,546
Property, plant and equipment		341,517,776	341,691,363
Infrastructure		292,331,375	290,017,727
Right-of-use assets		158,975	158,975
Intangible assets		236,828	236,828
TOTAL NON-CURRENT ASSETS		655,896,332	653,708,095
TOTAL ASSETS		743,489,630	786,065,029
CURRENT LIABILITIES			
Trade and other payables		7,632,119	1,901,442
Other liabilities		1,833,787	3,841,186
Lease liabilities		105,428	105,428
Borrowings		641,884	329,913
Employee related provisions		4,987,945	4,802,285
TOTAL CURRENT LIABILITIES		15,201,163	10,980,254
NON-CURRENT LIABILITIES			
Other liabilities		151,558	151,558
Lease liabilities		57,042	57,042
Borrowings		10,976,367	10,976,367
Employee related provisions		541,262	541,263
TOTAL NON-CURRENT LIABILITIES		11,726,229	11,726,230
TOTAL LIABILITIES		26,927,392	22,706,484
NET ASSETS		716,562,238	763,358,545
EQUITY			
Retained surplus		195,472,409	242,268,716
Reserve accounts	2	69,265,334	69,265,334
Revaluation surplus		451,824,495	451,824,495
TOTAL EQUITY		716,562,238	763,358,545

This statement is to be read in conjunction with the accompanying notes.

**NOTES TO THE STATEMENT OF FINANCIAL ACTIVITY
FOR THE PERIOD ENDED 31 OCTOBER 2024**

1 BASIS OF PREPARATION AND SIGNIFICANT ACCOUNTING POLICIES

BASIS OF PREPARATION

This prescribed financial report has been prepared in accordance with the *Local Government Act 1995* and accompanying regulations.

Local Government Act 1995 requirements

Section 6.4(2) of the *Local Government Act 1995* read with the *Local Government (Financial Management) Regulations 1996*, prescribe that the financial report be prepared in accordance with the *Local Government Act 1995* and, to the extent that they are not inconsistent with the Act, the Australian Accounting Standards. The Australian Accounting Standards (as they apply to local governments and not-for-profit entities) and Interpretations of the Australian Accounting Standards Board were applied where no inconsistencies exist.

The *Local Government (Financial Management) Regulations 1996* specify that vested land is a right-of-use asset to be measured at cost, and is considered a zero cost concessionary lease. All right-of-use assets under zero cost concessionary leases are measured at zero cost rather than at fair value, except for vested improvements on concessionary land leases such as roads, buildings or other infrastructure which continue to be reported at fair value, as opposed to the vested land which is measured at zero cost. The measurement of vested improvements at fair value is a departure from AASB 16 which would have required the City to measure any vested improvements at zero cost.

Local Government (Financial Management) Regulations 1996, regulation 34 prescribes contents of the financial report. Supporting information does not form part of the financial report.

Accounting policies which have been adopted in the preparation of this financial report have been consistently applied unless stated otherwise. Except for cash flow and rate setting information, the financial report has been prepared on the accrual basis and is based on historical costs, modified, where applicable, by the measurement at fair value of selected non-current assets, financial assets and liabilities.

THE LOCAL GOVERNMENT REPORTING ENTITY

All funds through which the City controls resources to carry on its functions have been included in the financial statements forming part of this financial report.

All monies held in the Trust Fund are excluded from the financial statements.

Judgements and estimates

The preparation of a financial report in conformity with Australian Accounting Standards requires management to make judgements, estimates and assumptions that effect the application of policies and reported amounts of assets and liabilities, income and expenses.

The estimates and associated assumptions are based on historical experience and various other factors believed to be reasonable under the circumstances; the results of which form the basis of making the judgements about carrying values of assets and liabilities that are not readily apparent from other sources. Actual results may differ from these estimates.

The balances, transactions and disclosures impacted by accounting estimates are as follows:

- estimated fair value of certain financial assets
- impairment of financial assets
- estimation of fair values of land and buildings, infrastructure and investment property
- estimation uncertainties made in relation to lease accounting
- estimated useful life of intangible assets

MATERIAL ACCOUNTING POLICES

Significant accounting policies utilised in the preparation of these statements are as described within the 2023-24 Annual Budget. Please refer to the adopted budget document for details of these policies.

PREPARATION TIMING AND REVIEW

Date prepared: All known transactions up to 31 October 2024

CITY OF BELMONT
NOTES TO THE STATEMENT OF FINANCIAL ACTIVITY
FOR THE PERIOD ENDED 31 OCTOBER 2024

2 STATEMENT OF FINANCIAL ACTIVITY INFORMATION

	Supplementary Information	Amended Budget Opening 30 June 2024	Last Year Closing 30 June 2024	Year to Date 31 October 2024
(a) Net current assets used in the Statement of Financial Activity				
Current assets				
Cash and cash equivalents	1	17,777,674	18,105,527	11,944,896
Trade and other receivables		23,613,744	24,999,921	39,074,587
Other financial assets		29,118,043	40,704,180	77,280,294
Inventories		276,212	262,339	251,971
Contract assets		0	37,717	0
Other assets		3,316,206	3,483,614	3,805,186
		74,101,879	87,593,298	132,356,934
Less: current liabilities				
Trade and other payables		(4,956,993)	(7,632,119)	(1,901,442)
Other liabilities		(2,082,606)	(1,833,787)	(3,841,186)
Lease liabilities		(39,341)	(105,428)	(105,428)
Borrowings		(666,573)	(641,884)	(329,913)
Employee related provisions		(4,273,584)	(4,987,945)	(4,802,285)
		(12,019,097)	(15,201,163)	(10,980,254)
Net current assets		62,082,782	72,392,135	121,376,680
Less: Total adjustments to net current assets	Note 2(c)	(57,628,292)	(66,523,614)	(64,875,943)
Closing funding surplus / (deficit)		4,454,490	5,868,521	56,500,737

(b) Non-cash amounts excluded from operating activities

The following non-cash revenue and expenditure has been excluded from operating activities within the Statement of Financial Activity in accordance with *Financial Management Regulation 32*.

Non-cash amounts excluded from operating activities	Amended Budget	YTD Budget (a)	YTD Actual (b)
	\$	\$	\$
Adjustments to operating activities			
Less: Profit on asset disposals	(87,469)	(29,156)	0
Less: Fair value adjustments to financial assets at fair value through profit and loss	(4,203)	0	0
Add: Depreciation	12,935,924	4,311,976	4,311,987
Movement in current employee provisions associated with restricted cash	(25,092)	0	0
- Pensioner deferred rates	0	0	(48,176)
- Employee provisions	0	0	2,256,341
Total non-cash amounts excluded from operating activities	12,819,160	4,282,820	6,520,152

(c) Current assets and liabilities excluded from budgeted deficiency

The following current assets and liabilities have been excluded from the net current assets used in the Statement of Financial Activity in accordance with *Financial Management Regulation 32* to agree to the surplus/(deficit) after imposition of general rates.

	Amended Budget Opening 30 June 2024	Last Year Closing 30 June 2024	Year to Date 31 October 2024
	\$	\$	\$
Adjustments to net current assets			
Less: Reserve accounts	(63,067,348)	(69,265,334)	(69,265,334)
Add: Financial assets at amortised cost	0	20,927,619	20,927,619
- EMRC receivable	0	(20,927,619)	(20,927,619)
Add: Current liabilities not expected to be cleared at the end of the year:			
- Current portion of borrowings	666,573	641,884	329,913
- Current portion of lease liabilities	39,341	105,428	105,428
- Current portion of employee benefit provisions held in reserve	4,733,142	1,994,408	3,954,050
Total adjustments to net current assets	(57,628,292)	(66,523,614)	(64,875,943)

CURRENT AND NON-CURRENT CLASSIFICATION

In the determination of whether an asset or liability is current or non-current, consideration is given to the time when each asset or liability is expected to be settled. Unless otherwise stated assets or liabilities are classified as current if expected to be settled within the next 12 months, being the City's operational cycle.

Attachment 12.4.1 Monthly Financial Report October 2024

CITY OF BELMONT
NOTES TO THE STATEMENT OF FINANCIAL ACTIVITY
FOR THE PERIOD ENDED 31 OCTOBER 2024

3 EXPLANATION OF MATERIAL VARIANCES

The material variance thresholds are adopted annually by Council as an indicator of whether the actual expenditure or revenue varies from the year to date actual materially.
 The material variance adopted by Council for the 2024-25 year is \$100,000.

Description	Var. \$ \$	Var. % %	
Revenue from operating activities			
Fees and charges	343,323	4.19%	▲
Safer Communities - Building application, pool levy and Health related licence fee income higher than expected for the period -(\$118,598)		Timing	
Interest revenue	551,449	23.62%	▲
Finance - Prior year interest accruals not yet reversed awaiting year end finalisation -(\$551,449)		Timing	
Other revenue	247,597	98.43%	▲
City Facilities and Property-Variou other revenue amounts above budget by amounts below variance threshold-(\$113,772)		Timing	
Expenditure from operating activities			
Employee costs	492,514	5.12%	▲
Salaries are below budget due to vacancies currently being recruited by the City		Permanent	
Materials and contracts	2,208,160	18.07%	▲
Works - Waste collection costs slightly under budget-\$135,805		Timing	
Park Leisure & Environment - Decreased seasonal activities including watering of trees -\$1,224,509		Timing	
City Facilities & Property - Various material and contracts expenses below budget by amounts below variance threshold -\$140,411		Timing	
Economic & Community Development -Expenses not yet incurred as budgeted including community funding agreements and youth services program-\$429,226		Timing	
Library,Culture & Place - Various material and contracts expenses below budget by amounts below variance threshold -\$100,933		Timing	
Governance,Strategy & Risk- Various material and contracts expenses below budget by amounts below variance threshold-\$198,995		Timing	
Other expenditure	220,840	37.05%	▲
Library,Culture & Place- Aged care management fees and contribution costs not yet incurred-\$199,403		Timing	
Inflows from investing activities			
Proceeds from capital grants, subsidies and contributions	(461,217)	(39.90%)	▼
Parks, Leisure & Environment - Funding for Esplanade Foreshore Stabilisation from DBCA received in FY2023 ,budget to be reallocated - (\$230,083)		Timing	
City Projects - Funding for Esplanade Foreshore Stabilisation from DBCA received in FY2023 ,budget to be reallocated - \$230,083		Timing	
Works-The initial 40% claim for MRRG contribution has been submitted, and payment is pending-(\$444,551)		Timing	
Payments for property, plant and equipment	0	0.00%	
Information Technology - IT asset replacement project pushed back due to higher priority IT security projects-\$102,962		Timing	
Payments for construction of infrastructure	2,377,752	63.38%	▲
Works - Expenditure for completed projects not yet incurred-\$345,342		Timing	
Parks,Leisure & Environment - Irrigation projects not yet commenced due to need to re-tender-\$1,241,461		Timing	
City Projects - Minor delays to works commencing on site for Esplanade Foreshore & Ornamental lake due to delays in permits being issues-\$1,181,292		Timing	
Surplus or deficit at the start of the financial year	4,554,706	346.68%	▲
Various underspends in prior year. Figure remains subject to finalisation of end of year adjustments and end of financial year audit.		Permanent	
Surplus or deficit after imposition of general rates	12,835,994	29.40%	▲
Due to variances described above			

CITY OF BELMONT
SUPPLEMENTARY INFORMATION
TABLE OF CONTENTS

1	Cash and Financial Assets	8
2	Reserve Accounts	9
3	Capital Acquisitions	10
4	Budget Amendments	12

**CITY OF BELMONT
SUPPLEMENTARY INFORMATION
FOR THE PERIOD ENDED 31 OCTOBER 2024**

1 INVESTMENT PORTFOLIO

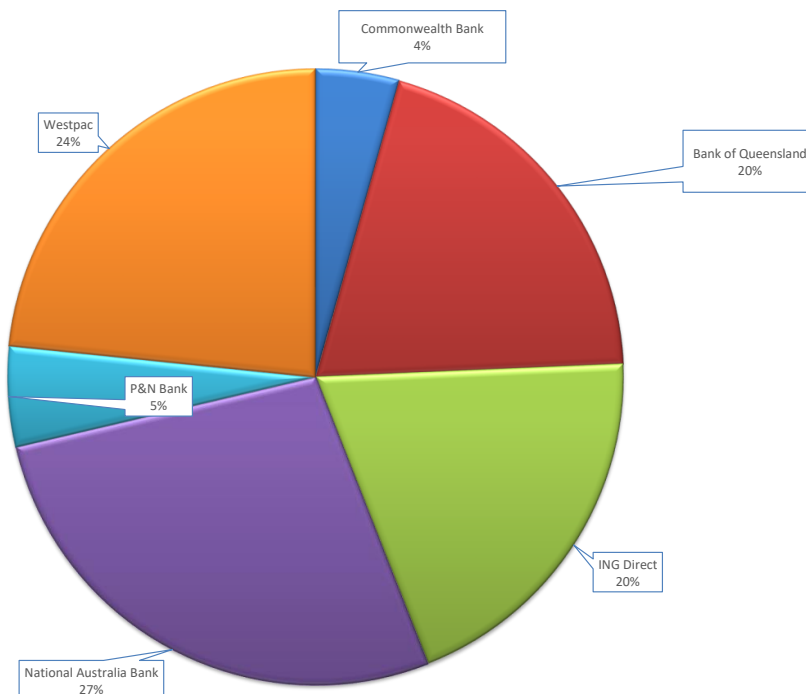
BY INVESTMENT HOLDINGS

	Municipal \$	Reserve \$	Trust-Reserve \$	Total \$	Total %
Municipal Account	73,563	-	-	73,563	0.07%
On-Call Account	4,742,279	-	-	4,742,279	4.31%
Term Deposits	33,000,000	72,332,917	(0)	105,332,917	95.63%
	37,815,842	72,332,917	(0)	110,148,759	100.00%

BY INSTITUTION

	Rating	Municipal \$	Reserve \$	Trust-Reserve \$	Total \$	Total %	Policy Max %
Commonwealth Bank	AA	4,815,842	-	-	4,815,842	4.37%	40%
Bank of Queensland	A	11,000,000	10,979,242	-	21,979,242	19.95%	30%
ING Direct	A	8,000,000	13,716,522	-	21,716,522	19.72%	30%
National Australia Bank	AA	12,000,000	18,091,709	-	30,091,709	27.32%	40%
P&N Bank	BBB	-	5,794,252	-	5,794,252	5.26%	20%
Westpac	AA	2,000,000	23,751,192	-	25,751,192	23.38%	40%
		37,815,842	72,332,917	-	110,148,759	100.00%	

Investment Institutions



BY CREDIT RATINGS

Rating	Municipal \$	Reserve \$	Trust Reserve \$	Total \$	Total %	Policy Max %
AAA	-	-	-	-	0.00%	100%
AA	18,815,842	41,842,901	-	60,658,743	55.07%	100%
A	19,000,000	24,695,764	-	43,695,764	39.67%	80%
BBB / NR	-	5,794,252	-	5,794,252	5.26%	60%
	37,815,842	72,332,917	-	110,148,759	100.00%	

Attachment 12.4.1 Monthly Financial Report October 2024

**CITY OF BELMONT
SUPPLEMENTARY INFORMATION
FOR THE PERIOD ENDED 31 OCTOBER 2024**

2 RESERVE ACCOUNTS

Reserve name	Budget	Budget	Budget	Budget	Budget	Actual	Actual	Actual	Actual	Actual
	Opening	Interest	Transfers In	Transfers	Closing	Opening	Interest	Transfers In	Transfers	YTD
	Balance	Earned	(+)	Out (-)	Balance	Balance	Earned	(+)	Out (-)	Closing
	\$	\$	\$	\$	\$	\$	\$	\$	\$	\$
Restricted by Council										
Administration building Reserve	254,062	11,264	0	0	265,326	257,553	0	0	0	257,553
Aged Accommodation - Homeswest Reserve	998,563	42,501	8,583	0	1,049,647	1,010,521	0	0	0	1,010,521
Aged Community Care Reserve	235,668	10,449	0	0	246,117	238,905	0	0	0	238,905
Aged persons housing Reserve	224,620	32,618	0	(257,238)	0	244,913	0	0	0	244,913
Aged Services Reserve	1,146,414	50,828	0	0	1,197,242	1,162,167	0	0	0	1,162,167
Ascot Waters Marina Maintenance & Restoration	1,091,037	48,399	0	(50,000)	1,089,436	1,106,061	0	0	0	1,106,061
Belmont District Band Reserve	50,559	2,242	0	0	52,801	51,256	0	0	0	51,256
Belmont Oasis Refurbishment Reserve	4,456,122	197,568	0	0	4,653,690	4,517,364	0	0	0	4,517,364
Belmont Trust Reserve	1,657,363	74,620	0	(216,324)	1,515,659	1,681,259	0	0	0	1,681,259
Building maintenance Reserve	4,657,748	233,538	0	(200,000)	4,691,286	4,739,102	0	0	0	4,739,102
Capital Projects Reserve	5,827,421	0	3,747,544	(2,703,590)	6,871,375	5,827,421	0	0	0	5,827,421
Car Parking Reserve	66,674	2,956	0	0	69,630	67,592	0	0	0	67,592
Carry Forward Projects Reserve	1,744,079	0	0	(1,647,757)	96,322	1,744,079	0	0	0	1,744,079
District valuation Reserve	23,651	1,049	95,000	0	119,700	23,680	0	0	0	23,680
Election expenses Reserve	2,030	6,412	75,000	0	83,442	8,497	0	0	0	8,497
Environment Reserve	884,673	69,281	0	0	953,954	927,841	0	0	0	927,841
Faulkner Park Retirement Village Buy Back Reserve	2,533,333	112,319	0	0	2,645,652	2,568,147	0	0	0	2,568,147
Faulkner Park Retirement Village Owners Maintenance Reserve	515,197	31,613	0	0	546,810	525,106	0	0	0	525,106
History Reserve	179,010	7,937	0	0	186,947	181,468	0	0	0	181,468
Information Technology Reserve	1,486,554	65,908	0	0	1,552,462	1,506,984	0	0	0	1,506,984
Land acquisition Reserve	10,904,340	467,902	0	0	11,372,242	11,039,182	0	0	0	11,039,182
Long Service Leave Reserve - Salaries	3,449,639	86,855	0	(153,273)	3,383,221	3,430,353	0	0	0	3,430,353
Long Service Leave Reserve - Wages	528,885	11,137	0	(5,753)	534,269	523,697	0	0	0	523,697
Miscellaneous Entitlements Reserve	779,710	35,942	0	0	815,652	791,398	0	0	0	791,398
Plant replacement Reserve	1,633,290	75,365	587,126	(1,008,951)	1,286,830	1,650,203	0	0	0	1,650,203
Property development Reserve	21,704,520	703,244	0	(10,564,852)	11,842,912	16,083,140	0	0	0	16,083,140
Public Art Reserve	411,617	18,870	0	(30,000)	400,487	417,466	0	0	0	417,466
Ruth Faulkner library Reserve	49,432	2,192	0	0	51,624	50,113	0	0	0	50,113
Streetscapes Reserve	529,620	23,481	0	(500,000)	53,101	536,898	0	0	0	536,898
Urban Forest Strategy Management Reserve	125,066	5,545	0	0	130,611	126,788	0	0	0	126,788
Waste Management Reserve	4,674,332	282,028	0	(1,108,304)	3,848,056	4,808,297	0	0	0	4,808,297
Workers Compensation/Insurance Reserve	1,400,052	60,793	0	0	1,460,845	1,417,883	0	0	0	1,417,883
	74,225,281	2,774,856	4,513,253	(18,446,042)	63,067,348	69,265,334	0	0	0	69,265,334

**CITY OF BELMONT
SUPPLEMENTARY INFORMATION
FOR THE PERIOD ENDED 31 OCTOBER 2024**

INVESTING ACTIVITIES

3 CAPITAL ACQUISITIONS

Capital acquisitions	Amended		YTD Actual	YTD Actual Variance
	Budget	YTD Budget		
	\$	\$	\$	\$
Buildings - non-specialised	3,345,946	526,143	652,339	126,196
Furniture and equipment	1,123,801	266,000	99,193	(166,807)
Plant and equipment	1,405,667	183,573	241,273	57,700
Other property, plant and equipment	50,000	16,667	0	(16,667)
Acquisition of property, plant and equipment	5,925,414	992,383	992,805	422
Infrastructure - Roads	4,782,500	598,490	540,687	(57,803)
Infrastructure - Reserves Improvements	13,210,159	2,688,212	655,791	(2,032,421)
Infrastructure - Footpath Network	845,697	330,451	138,213	(192,238)
Infrastructure - Drainage Network	716,626	134,137	38,847	(95,290)
Acquisition of infrastructure	19,554,982	3,751,290	1,373,538	(2,377,752)
Total capital acquisitions	25,480,396	4,743,673	2,366,343	(2,377,330)
Capital Acquisitions Funded By:				
Capital grants and contributions	4,343,198	1,156,059	0	(1,156,059)
Other (disposals & C/Fwd)	867,997	0	0	0
Reserve accounts				
Belmont Trust Reserve	216,324	0	0	0
Building maintenance Reserve	200,000	0	0	0
Capital Projects Reserve	2,703,590	0	0	0
Carry Forward Projects Reserve	1,647,757	0	0	0
Long Service Leave Reserve - Wages	5,753	0	0	0
Plant replacement Reserve	1,008,951	0	0	0
Property development Reserve	10,564,852	0	0	0
Public Art Reserve	30,000	0	0	0
Streetscapes Reserve	500,000			
Contribution - operations	15,501,530	3,587,614	2,366,343	(1,221,271)
Capital funding total	37,589,952	4,743,673	2,366,343	(2,377,330)

MATERIAL ACCOUNTING POLICIES

Each class of fixed assets within either plant and equipment or infrastructure, is carried at cost or fair value as indicated less, where applicable, any accumulated depreciation and impairment losses.

Assets for which the fair value as at the date of acquisition is under \$5,000 are not recognised as an asset in accordance with *Financial Management Regulation 17A (5)*. These assets are expensed immediately.

Where multiple individual low value assets are purchased together as part of a larger asset or collectively forming a larger asset exceeding the threshold, the individual assets are recognised as one asset and capitalised.

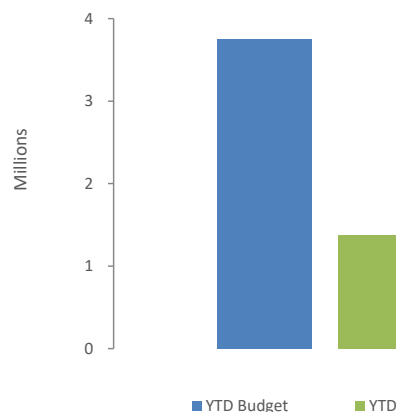
Initial recognition and measurement for assets held at cost

Plant and equipment including furniture and equipment is recognised at cost on acquisition in accordance with *Financial Management Regulation 17A*. Where acquired at no cost the asset is initially recognise at fair value. Assets held at cost are depreciated and assessed for impairment annually.

Initial recognition and measurement between mandatory revaluation dates for assets held at fair value

In relation to this initial measurement, cost is determined as the fair value of the assets given as consideration plus costs incidental to the acquisition. For assets acquired at zero cost or otherwise significantly less than fair value, cost is determined as fair value at the date of acquisition. The cost of non-current assets constructed by the City includes the cost of all materials used in construction, direct labour on the project and an appropriate proportion of variable and fixed overheads.

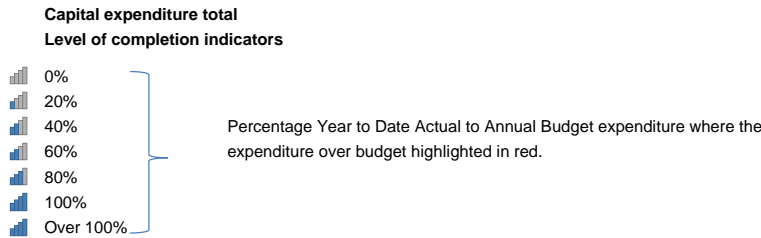
Payments for Capital Acquisitions



**CITY OF BELMONT
SUPPLEMENTARY INFORMATION
FOR THE PERIOD ENDED 31 OCTOBER 2024**

INVESTING ACTIVITIES

3 CAPITAL ACQUISITIONS - DETAILED



Level of completion indicator, please see table at the end of this note for further detail.

Account Description	Amended		YTD Actual	Variance (Under)/Over
	Budget	YTD Budget		
	\$	\$	\$	\$
City Projects	9,042,220	1,586,531	405,245	(1,181,286)
Parks and Environment	4,878,885	1,579,461	338,000	(1,241,461)
Buildings and facilities	2,635,000	500,000	564,885	64,885
Infrastructure Capital Works	6,344,823	1,063,078	717,747	(345,331)
Furniture and equipment	1,123,801	266,000	99,193	(166,807)
Plant and equipment	1,405,667	183,573	241,273	57,700
Other	50,000	16,667	0	(16,667)
	25,480,396	5,195,310	2,366,343	(2,828,967)

Attachment 12.4.1 Monthly Financial Report October 2024

**CITY OF BELMONT
SUPPLEMENTARY INFORMATION
FOR THE PERIOD ENDED 31 OCTOBER 2024**

4 BUDGET AMENDMENTS

Amendments to original budget since budget adoption. Surplus/(Deficit)

Description	Council Resolution	Classification	Non Cash Adjustment	Increase in Available Cash	Decrease in Available Cash	Amended Budget Running Balance
			\$	\$	\$	\$
Budget adoption						497,000
October Budget Review	October OCM #12.4	Opening surplus(deficit)	(4,990,527)			(4,493,527)
October Budget Review	October OCM #12.4	Operating revenue		367,633		(4,125,894)
October Budget Review	October OCM #12.4	Operating expenses			(154,263)	(4,280,157)
October Budget Review	October OCM #12.4	Capital revenue		972,549		(3,307,608)
October Budget Review	October OCM #12.4	Capital expenses			(7,400,921)	(10,708,529)
October Budget Review	October OCM #12.4	Non cash item	11,208,529			500,000
				1,340,182	(7,555,184)	(6,215,002)

13 Reports by the Chief Executive Officer

13.1 Request for leave of absence

13.2 Notice of motion

Nil.

14 Matters for which the meeting may be closed

14.1 Tender 09/2024 - Provision of Turf Renovation Services

This report is included in the Ordinary Council Meeting – Confidential Matters Agenda in accordance with Section 5.23(2) of the *Local Government Act 1995 (WA)*, which permits the meeting to be closed to the public for business relating to the following:

Section 5.23(2)(c) a contract entered into, or which may be entered into, by the local government and which relates to a matter to be discussed at the meeting.

14.2 Tender 17/2024 - Supply and Install Solar Lighting to Tomato Lake Walking Path

This report is confidential in accordance with Section 5.23(2) of the *Local Government Act 1995 (WA)* which permits the meeting to be closed to the public for business relating to the following:

Section 5.23(2)(c) a contract entered into, or which may be entered into, by the local government and which relates to a matter to be discussed at the meeting.

14.3 Tender 20/2024 - Supply and Install Irrigation Systems 2024-2025

This report is confidential in accordance with Section 5.23(2) of the *Local Government Act 1995 (WA)* which permits the meeting to be closed to the public for business relating to the following:

Section 5.23(2)(c) a contract entered into, or which may be entered into, by the local government and which relates to a matter to be discussed at the meeting.

14.4 Q11-2022 - Road Reserve and Cul de Sac Mowing - Variation 2

This report is confidential in accordance with Section 5.23(2) of the *Local Government Act 1995 (WA)* which permits the meeting to be closed to the public for business relating to the following:

Section 5.23(2)(c) a contract entered into, or which may be entered into, by the local government and which relates to a matter to be discussed at the meeting.

15 Closure